

On the center of mass of Ising vectors

M. Copelli, M. Bouten, C. Van den Broeck and B. Van Rompaey

Limburgs Universitair Centrum
B-3590 Diepenbeek
Belgium

PACS. 02.50-r Probability theory, stochastic processes, and statistics

PACS. 64.60Cn Order disorder transformations; statistical mechanics of model systems

PACS. 87.10+e General theory and mathematical aspects

Abstract

We show that the center of mass of Ising vectors that obey some simple constraints, is again an Ising vector. The implications are discussed in the context of two neural networks problems.

Many problems in statistical mechanics are formulated in terms of an N -dimensional vector \mathbf{J} , with components $J_i, i = 1, \dots, N$ that take only binary values $J_i = \pm 1$. We will call such a vector an Ising vector. Its components represent for example a spin state (Ising model [1]), the occupancy of a site, or a synaptic component (neural networks [2]). In the thermodynamic limit $N \rightarrow \infty$, only a subset of all the possible configurations $\{\mathbf{J}\}$ are typically realized. In many cases, they are characterized by simple constraints of the form :

$$\mathbf{J} \cdot \mathbf{B} = NR \quad \mathbf{J} \cdot \mathbf{J}' = Nq, \quad (1)$$

where \mathbf{J} and \mathbf{J}' are typical members of the subset, \mathbf{B} is a symmetry breaking direction (imposed from the outside or arising through a phase transition), while q and R are physical properties describing the resulting macroscopic state (for example the magnetization, the density or the generalization error). In this letter, we focus on the center of mass of the vectors \mathbf{J} , that satisfy the above constraints. We report the surprising finding that it is an Ising vector whenever \mathbf{B} is Ising. We discuss in particular the implications of this result in the context of neural networks.

To construct the center of mass we follow a Monte Carlo approach by choosing at random n vectors $\mathbf{J}^a, a = 1, \dots, n$, that satisfy the constraints, and considering their center of mass:

$$\mathbf{Y} = C^{-1} \sum_a \mathbf{J}^a, \quad (2)$$

with the proportionality factor $C = \sqrt{n + n(n-1)q}$, so that the normalization condition $\mathbf{Y}^2 = N$ is obeyed. In general the vector \mathbf{Y} is not Ising, but our contention is that it becomes Ising in the limit $n \rightarrow \infty$, provided \mathbf{B} is Ising. In view of the permutation symmetry between the coordinate axes, it will be sufficient to prove that $B_1 Y_1 = C^{-1} \sum_a B_1 J_1^a$ only takes the values $+1$ and -1 in this limit. To show that this is the case, we focus our attention on the probability density $P(y)$ of the variable $y = n^{-1} \sum_a B_1 J_1^a$, which differs by a factor $n^{-1} \sqrt{n + n(n-1)q} \xrightarrow{n \rightarrow \infty} \sqrt{q}$ from $B_1 Y_1$. It is given by:

$$P(y) \sim \int \left[\prod_a^n d\mathbf{J}^a P_b(\mathbf{J}^a) \delta(\mathbf{J}^a \cdot \mathbf{B} - NR) \right] \times \left[\prod_{a < b} \delta(\mathbf{J}^a \cdot \mathbf{J}^b - Nq) \right] \delta \left(y - n^{-1} \sum_a B_1 J_1^a \right), \quad (3)$$

where P_b is the measure restricting to vectors with binary components,

$$P_b(\mathbf{J}) = \prod_{j=1}^N \left[\frac{1}{2} \delta(J_j - 1) + \frac{1}{2} \delta(J_j + 1) \right], \quad (4)$$

and the proportionality constant has to be determined from the normalization condition $\int_{-\infty}^{\infty} dy P(y) = 1$. The r.h.s. of (3) resembles an ordinary replica calculation [3], but with as limit of interest the number of replicas n tending to infinity.

Rather than following the standard but lengthy calculations that are usual in this case, we present a more elegant, direct and expedient procedure. Since $y = n^{-1} \sum_a x_a$, with $x_a = J_1^a B_1$, we evaluate the joint probability density $P(\mathbf{x})$ of the n -dimensional vector with binary components x_a , $a = 1, \dots, n$. Since all choices of the vectors \mathbf{J}^a that satisfy the constraints can be realized, the Shannon entropy is maximized under the constraints (1). Hence $P(\mathbf{x})$ is found by maximizing [4] its Shannon entropy $-\sum_{\mathbf{x}} P(\mathbf{x}) \ln P(\mathbf{x})$, subject to the constraints:

$$\begin{aligned} \langle x_a \rangle &= \frac{\mathbf{J}^a \cdot \mathbf{B}}{N} = R \\ \langle x_a x_b \rangle &= \frac{\mathbf{J}^a \cdot \mathbf{J}^b}{N} = q. \end{aligned} \quad (5)$$

One finds:

$$P(\mathbf{x}) = Z^{-1} \exp \left[\sum_a \hat{R}_a x_a + \sum_{a < b} \hat{q}_{ab} x_a x_b \right], \quad (6)$$

where Z follows from the normalization of $P(\mathbf{x})$. The values of the Lagrange multipliers $\{\hat{R}_a\}$ and $\{\hat{q}_{ab}\}$ have to be determined from the constraints (5). In view of the permutation symmetry in the replica indices, \hat{R}_a and \hat{q}_{ab} must be independent of a and b , $\hat{R}_a = \hat{R}$, $\hat{q}_{ab} = \hat{q}$, rendering the evaluation of Z very

simple:

$$Z(\hat{R}, \hat{q}) = e^{-n\hat{q}/2} \int Dz \left[\cosh \left(\hat{R} + z\sqrt{\hat{q}} \right) \right]^n, \quad (7)$$

while (5), determining \hat{R} and \hat{q} , reduce to:

$$\begin{aligned} R &= \frac{1}{n} \frac{\partial}{\partial \hat{R}} \ln Z = \frac{\int du \exp \left[-(u - \hat{R})^2 / 2\hat{q} \right] (\cosh u)^n \tanh u}{\int du \exp \left[-(u - \hat{R})^2 / 2\hat{q} \right] (\cosh u)^n} \\ q &= \frac{2}{n(n-1)} \frac{\partial}{\partial \hat{q}} \ln Z = \frac{\int du \exp \left[-(u - \hat{R})^2 / 2\hat{q} \right] (\cosh u)^n \tanh^2 u}{\int du \exp \left[-(u - \hat{R})^2 / 2\hat{q} \right] (\cosh u)^n}. \end{aligned} \quad (8)$$

As a result of the “replica symmetry”, we conclude from (6) that $P(\mathbf{x})$ is in fact a function of $\sum_a x_a = ny$. Hence $P(y)$ is obtained from $P(\mathbf{x})$ by multiplication with a combinatorial factor, expressing the freedom to choose which $n(1+y)/2$ components of \mathbf{x} are +1 and which remaining ones are -1, for a given total value ny of their sum:

$$P(y) \sim \left(\frac{n}{\frac{n(1+y)}{2}} \right) \exp \left[n\hat{R}y + \frac{n^2\hat{q}y^2}{2} \right]. \quad (9)$$

y can take the values $-1, -1 + 2/n, \dots, 1 - 2/n, 1$, and the proportionality constant is again fixed by normalization. This result is in agreement with a direct evaluation of (3) but very different from the result for continuous components discussed in [5]. Unfortunately, the above expression is quite complicated, especially in view of the fact that we did not succeed in solving explicitly the eqs. (8) determining the Lagrange multipliers. Concordantly, the components of \mathbf{Y} are not binary for any finite n . As an illustration, we have included in fig. 1 the results obtained by a numerical solution of (8) for the special case $q = R$ and several values of n . The corresponding results for the probability density for y (or equivalently, $B_1 Y_1$), are plotted in fig. 2.

In order to extract the asymptotic behavior for the $n \rightarrow \infty$ limit, one needs to guess the asymptotic dependence on n of the Lagrange parameters. The correct scaling appears quite naturally in the calculations for the simpler case of vectors \mathbf{J} with continuous components. Here, we just note by inspection that the eqs. (8) for the properly scaled Lagrange parameters $\rho \equiv n\hat{R}$ and $\gamma \equiv n\hat{q}$ read:

$$\begin{aligned} R &= \frac{\int du e^{-n\phi(u)} \sinh(u\rho/\gamma) \tanh u}{\int du e^{-n\phi(u)} \cosh(u\rho/\gamma)} \\ q &= \frac{\int du e^{-n\phi(u)} \cosh(u\rho/\gamma) \tanh^2 u}{\int du e^{-n\phi(u)} \cosh(u\rho/\gamma)}, \end{aligned} \quad (10)$$

where

$$\phi(u) \equiv \frac{u^2}{2\gamma} - \ln \cosh u. \quad (11)$$

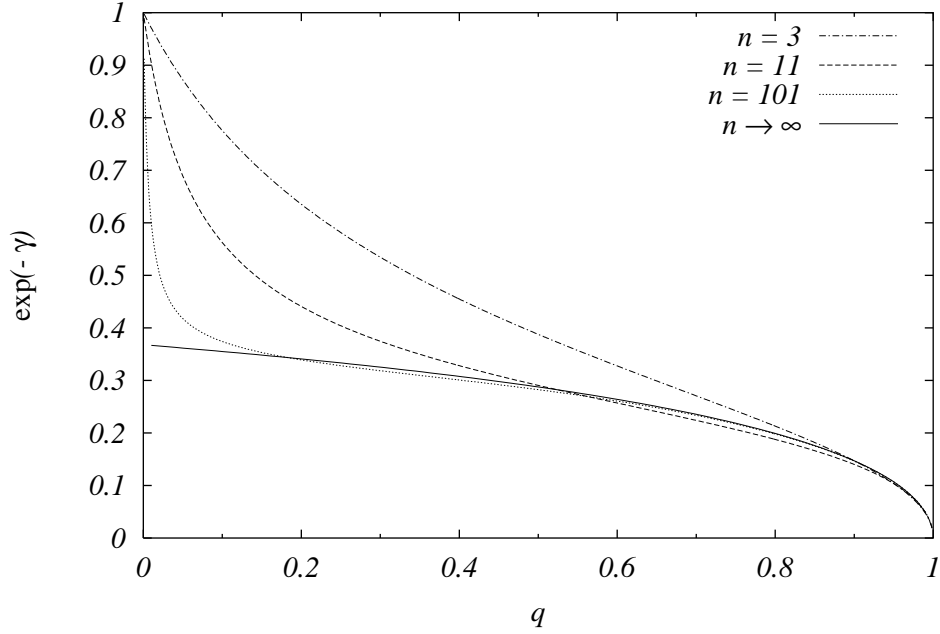


Figure 1: In order to account for a logarithmic divergence in the limit $q \rightarrow 1$, $\exp(-\gamma)$, $\gamma = n\hat{q}$, is plotted as a function of q for several values of n . Note that the special case $q = R$ under consideration implies $\hat{q} = \hat{R}$, according to eqs. (8) or (10).

The saddle point approximation can now, for $n \rightarrow \infty$, be applied in a straightforward manner on the u -integrations, leading to the following simple and explicit solutions for the scaled Lagrange variables:

$$\begin{aligned}\gamma &= \frac{\operatorname{arctanh} \sqrt{q}}{\sqrt{q}} \\ \rho &= \frac{\operatorname{arctanh}(R/\sqrt{q})}{\sqrt{q}}.\end{aligned}\quad (12)$$

Inserting this result together with the asymptotic expression for the combinatorial factor in (9), one finally obtains the following asymptotic result for $P(y)$:

$$\begin{aligned}P(y) &\sim \exp(\rho y) \exp n \left[\gamma y^2/2 - \ln \sqrt{1-y^2} - y \operatorname{arctanh} y \right] \\ &\xrightarrow{n \rightarrow \infty} \frac{1}{2} \left(1 + \frac{R}{\sqrt{q}} \right) \delta(y - \sqrt{q}) + \frac{1}{2} \left(1 - \frac{R}{\sqrt{q}} \right) \delta(y + \sqrt{q}).\end{aligned}\quad (13)$$

In view of the aforementioned relation between y and the (first) component of \mathbf{Y} , the convergence of the latter to an Ising vector follows immediately.

As a first application of the above result, we turn to the case of an Ising spin system in the ferromagnetic phase. Choosing the vector \mathbf{B} with all its components equal to 1, we note that R plays the role of the magnetization. All the spin states \mathbf{J} are otherwise allowed, and lie on the rim of the N dimensional sphere with radius \sqrt{N} at fixed angle $\arccos R$ with \mathbf{B} . It is thus clear that the center of mass is \mathbf{B} itself. This trivial result is recovered from (13) by noting that $q = R^2$ in this case. Note that the constraint $\mathbf{J}^a \cdot \mathbf{J}^b = Nq$ is therefore redundant, which implies $\hat{q} = 0$ and $\hat{R} = \text{arctanh} R$ (a result valid for any n).

The conditions (1) arise naturally in the neural network learning problem of a student perceptron \mathbf{J} learning from examples generated by a teacher perceptron \mathbf{B} [6, 7, 8]. A case of special interest is the so-called Gibbs learning, which presents the additional symmetry $q = R$. The interest of the center of mass is that it is, according to a simple general argument [9], see also [10], the “best” student having the largest overlap with the teacher, namely \sqrt{R} . The above scenario was formulated both for the case of vectors with continuous components [7] and with binary components [11]. For the latter case, it was stated [5] that the center of mass would not be Ising, leaving open the question as to the properties of the “best” Ising student [10, 9]. The results presented here correct the former conjecture and at the same time answer the latter question: the center of mass is Ising and is hence also the “best” binary student.

A third case of interest is the limit $R \rightarrow 0$ while q remains finite. In this case, the \mathbf{J} -vectors lie in the subspace orthogonal to \mathbf{B} and satisfy as single constraint the prescribed mutual overlap q . Such a situation arises in problems of integer programming, for example in the storage problem for the Ising perceptron [12]. One concludes from (13) that the center of mass of the \mathbf{J} -vectors is again an Ising vector (but its components are equally likely to be $+1$ or -1).

We conclude with a verification of the theoretical prediction (9) by running simulations for the mean field ferromagnetic Ising spin model, fig. 3. The small discrepancy for $N = 100$ with the theoretical prediction is due to finite size effects. For $N = 1000$, the results are nearly indistinguishable on the scale of the figure from the theoretical values.

References

- [1] E. ISING, *Z. Phys.*, **31** (1925) 253
- [2] HERTZ A. J., KROGH A. and PALMER R. G., *Introduction to the Theory of Neural Computation*, (Addison-Wesley, Redwood City, CA, USA) 1991
- [3] MÉZARD M., PARISI G. and VIRASORO M. A., *Spin Glass Theory and Beyond*, (World Scientific, Singapore) 1987

- [4] E. T. JAYNES, in *E. T. Jaynes: Papers on Probability, Statistics and Statistical Physics*, edited by R. D. ROSENKRANTZ, (D. Reidel Publishing Company) 1983 pp. 39-76
- [5] SCHIETSE J., BOUTEN M. and VAN DEN BROECK C., *Europhys. Lett.*, **32** (1995) 279
- [6] GARDNER E. and DERRIDA B., *J. Phys. A: Math. Gen.*, **22** (1989) 1983
- [7] GYÖRGYI G. and TISHBY N., in *Neural Networks and Spin Glasses*, edited by W. K. THEUMANN and R. KÖBERLE, (World Scientific, Singapore) 1990 pp. 3-36
- [8] SEUNG H. S., SOMPOLINSKY H. and TISHBY N., *Phys. Rev. A*, **45** (1992) 6056
- [9] T. L. H. WATKIN, *Europhys. Lett.*, **21** (1993) 871
- [10] OPPER M. and HAUSSLER D., *Phys. Rev. Lett.*, **66** (1991) 2677
- [11] G. GYÖRGYI, *Phys. Rev. A*, **41** (1990) 7097
- [12] GARDNER E. and DERRIDA B., *J. Phys A: Math. Gen.*, **21** (1988) 271

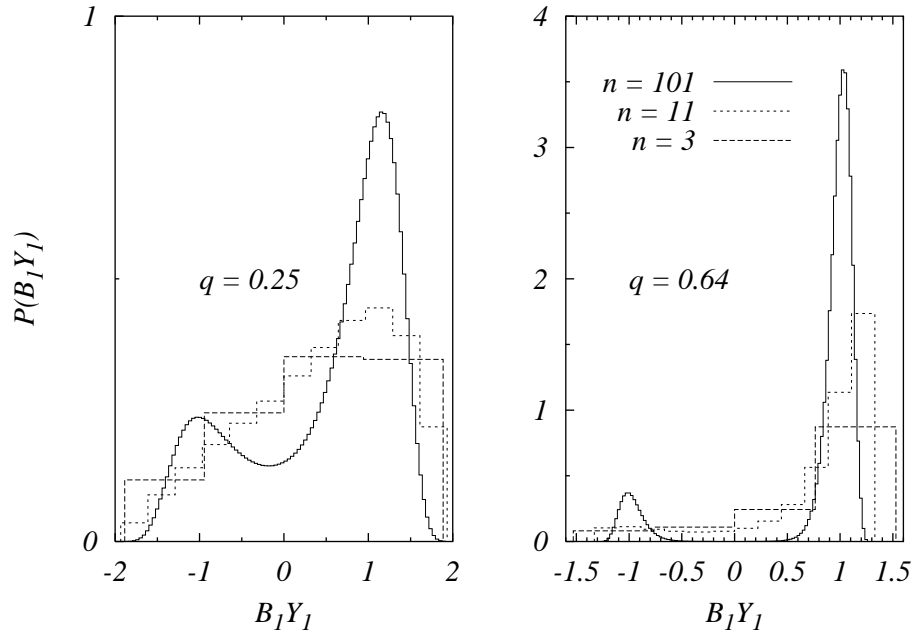


Figure 2: Probability density for $B_1 Y_1$ according to eq. (9) for $q = R$ and several values of n . The legend is the same for both plots.

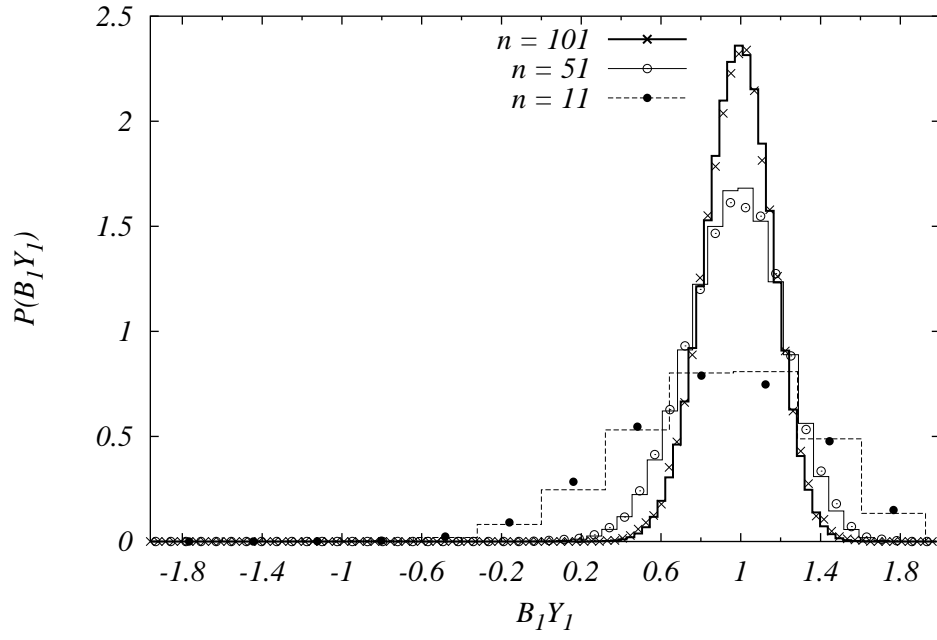


Figure 3: Probability density for $B_1 Y_1$ in the $q = R^2$ scenario and several values of n . The lines represent the theoretical curve (9), while points represent results from a simulation of the mean field ferromagnetic Ising model with $N = 100$, dimensionless temperature 1.09 and dimensionless magnetic field 0.1.