

# Quantum Conductors in a Plane

Philip Phillips<sup>1</sup>, Subir Sachdev<sup>2</sup>, Sergey Kravchenko<sup>3</sup>, and Ali Yazdani<sup>1</sup>

<sup>1</sup>Loomis Laboratory of Physics, University of Illinois at Urbana-Champaign, 1100 W. Green St., Urbana, IL, 61801-3080,

<sup>2</sup>Department of Physics, P.O. Box 208120, Yale University, New Haven, CT 06520, <sup>3</sup>Department of Physics, Northeastern University, Boston, MA 02115

When electrons are confined to move in a plane, strange things happen. For example, under normal circumstances, they are not expected to conduct electricity at low temperatures. The absence of electrical conduction in two dimensions at zero temperature has been one of the most cherished paradigms in solid state physics<sup>1</sup>. In fact, the 1977 physics Nobel prize was awarded, in part, for the formulation of the basic principle on which this result is based. However, recent experiments<sup>2</sup> on a dilute electron gas confined to move at the interface between two semiconductors pose a distinct counterexample to the standard view. Transport measurements reveal<sup>2</sup> that as the temperature is lowered, the resistivity drops without any signature of the anticipated up-turn as required by the standard account. It is the possible existence of a new conducting state in two dimensions that is the primary focus of this session. Should the resistivity continue to drop without any sign of a switch to insulating behaviour at low temperatures, then this transition must be viewed as a genuine quantum phase transition. In the absence of a magnetic field, the only quantum phase transition known to exist in two dimensions (2D) that involves a conducting phase is the insulator-superconductor transition<sup>3</sup>. Consequently, this session focuses on the general properties of quantum phase transitions, the evidence for the new conducting state in a 2D electron gas and the range of phenomena that can occur in insulator-superconductor transitions.

Unlike classical phase transitions, such as the melting of ice, all quantum phase transitions occur at the absolute zero of temperature. While initially surprising, this state of affairs is expected as quantum mechanics is explicitly a zero-temperature theory of matter. As such, quantum phase transitions are not controlled by changing system parameters such as the temperature as in the melting of ice, but rather by changing some external parameter such as the number of defects, the magnitude of an applied magnetic field, or the concentration of charge carriers. In all instances, the underlying quantum mechanical states are transformed between ones that either look different topologically or have distinctly different magnetic properties. Two examples of quantum phase transitions are the disorder-induced metal-insulator transition and the insulator-superconductor transition.

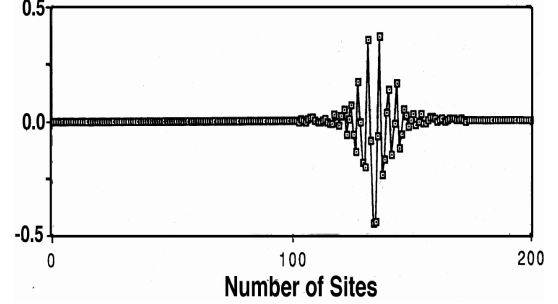


FIG. 1. A localized state in a random binary alloy

In a clean crystal, electrons form perfect Bloch waves or travelling waves and move unperturbed throughout the crystal. Such quantum mechanical states carry current. When defects (disorder) are present, electrons can become characterized by exponentially-decaying states (see Fig. (1)) which cannot carry current at zero-temperature because of their confined spatial extent. In a plane, the localization principle<sup>1</sup> establishes that as long as electrons act independently, only localized states (as in Fig. (1)) form whenever disorder is present. However, if for some strange reason, such as they are attracted through a third party to one another, electrons can form pairs.

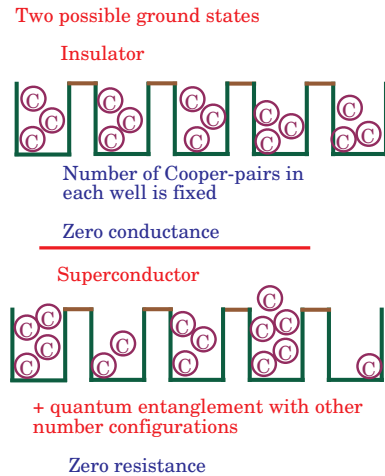


FIG. 2. Insulating and superconducting ground states of Cooper (C) pairs illustrating the conjugacy between phase and number fluctuations of the Cooper pairs. In the insulator, Cooper pair number fluctuations cease leading to infinite uncertainty in the phase. Contrastly, in a superconductor, phase coherence obtains, leading thereby to infinite uncertainty in the Cooper pair particle number.

Such pairs constitute the charge carriers in a superconductor and are called Cooper pairs. Superconductors are perfect conductors of electricity and therefore have a vanishing resistance. As illustrated in Fig. (2), formation of Cooper pairs is not a sufficient condition for superconductivity. If one envisions dividing a material into partitions as illustrated in Fig. (2), insulating behaviour obtains if each partition at each snapshot in time has the same number of Cooper pairs. That is, the state is static. However, if the number of pairs fluctuates between partitions, transport of Cooper pairs is possible and superconductivity obtains.

The fundamental physical principle that drives all quantum phase transitions is quantum uncertainty or quantum entanglement. A superconductor can be viewed as an entangled state containing all possible configurations of the Cooper pairs. Scattering a single Cooper pair would require disrupting each configuration in which that Cooper pair resides. Since each Cooper pair exists in each configuration (of which there are an infinite number), such a scattering event is highly improbable. We refer to a superconducting state then as possessing phase coherence, that is rigidity to scattering. Insulators lack phase coherence. Superconductor-to-insulator transitions occur when Cooper pairs no longer move freely between the partitions. In the insulating state, the certainty that results in the particle number within each partition is counterbalanced by the complete loss of phase coherence. In a superconductor, phase certainty gives rise to infinite uncertainty in the particle number. Consequently, the product of the number uncertainty times the uncertainty in phase is the same on either side of the transition as dictated by the Heisenberg uncertainty principle. As a result, it is ultimately quantum uncertainty that drives the insulator-superconductor transition. This is also true for the insulator-metal transition. In essence, quantum uncertainty is to quantum phase transitions what thermal agitation is to classical phase transitions. Both transform matter from one state to another.

In the experiments revealing the possible existence of a new conducting phase, the tuning parameter is the concentration of charge carriers<sup>2;4;6</sup>. For negatively charged carriers, such as electrons, a positive bias voltage is required to adjust the electron density<sup>2;4</sup> (the more positive, the higher the electron density). Subsequently, if the electrons are confined to move laterally at the ultra-thin (25Å) interface between two semiconductors, transport will be two-dimensional as it is confined to a plane. Devices of this sort constitute a special kind of transistor, not too dissimilar from those used in desktop computers. As illustrated in Fig. (3), when the electron density is slowly increased beyond  $10^{11} \text{ cm}^{-2}$ , the resistivity changes from increasing (insulating behavior) to decreasing as the temperature decreases, the signature of conducting behavior.

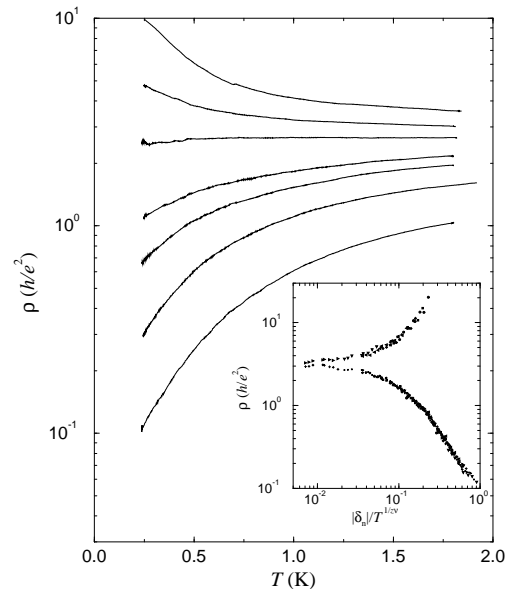


FIG. 3. Resistivity ( $\rho$ ) vs. temperature for two-dimensional electrons in silicon in zero magnetic field and at different electron densities ( $n$ ) (from top to bottom: 0.86, 0.88, 0.90, 0.93, 0.95, 0.99, and  $1.10 \times 10^{11}$  per  $\text{cm}^2$ ). Collapse of the data onto two distinct scaling curves above and below the critical transition density ( $n_c$ ) is shown in the inset. Here  $\delta_B = (n - n_c)/n_c$ ,  $z = 0.8$  and  $\nu = 1.5$ .

At the transition between these two limits, the resistivity is virtually independent of temperature. While it is still unclear ultimately what value the resistivity will acquire at zero temperature, the marked decrease in the resistivity above a certain density is totally unexpected and more importantly not predicted by any theory. Whether we can correctly conclude that a zero-temperature transition exists between two distinct phases of matter is still not settled, however. Nonetheless, the data do possess a feature common to quantum phase transitions<sup>7;8</sup>, namely scale invariance. In this context, scale invariance simply implies that the data above the  $n_c$  region in Fig. (3) all look alike. This also holds for the data below the  $n_c$  region in Fig. (3). As a consequence, the upper and lower family of resistivity curves at various densities can all be made to collapse onto just two distinct curves by scaling each curve with the same density-dependent scale factor. The resultant curves have slopes of opposite sign as shown in the inset of Fig. (3). It is difficult to reconcile this bipartite structure unless the two phases are in fact distinct electrically at zero temperature.

These experiments lead naturally to the question, what is so special about the density regime probed. We know definitively that at high and ultra-low densities, a 2D electron gas is localized by disorder. These regimes are distinguished by the magnitude of the Coulomb interaction between the electrons relative to their kinetic energy. Because the Coulomb interaction decays as  $1/r$  (with  $r$  the separation between the electrons) whereas the

kinetic energy decays as  $1/r^2$ , Coulomb interactions dominate at low density. Consequently, in the high density regime, electrons are essentially non-interacting and insulating behavior obtains as dictated by the localization principle<sup>1</sup>. In the ultra-low density regime where the kinetic energy is almost zero, electrons arrange themselves into a rigid array (referred to as a Wigner crystal) to minimize their mutual Coulomb repulsions. Such a rigid array is pinned by any amount of disorder and hence is an insulator as well. It is precisely between the Wigner limit and the non-interacting regime that the possibly new conducting phase resides. This density regime represents one of the yet-unconquered frontiers in solid state physics as nothing definitive is known about what happens when a Wigner-type crystal is destroyed upon increasing the carrier concentration. Experimentally, it is clear that whatever happens in this intermediate density regime is far from ordinary as evidenced by the observed destruction<sup>9</sup> of the conducting phase by an applied in-plane magnetic field. As an in-plane magnetic field can only polarize the spins, the conducting phase is highly sensitive to the spin state, a key characteristic of superconductivity.

Experimentally, a direct transition from a superconductor to an insulator in 2D has been observed by two distinct mechanisms. The first is simply by decreasing the thickness of the sample<sup>3</sup>. This effectively changes the scattering length and hence is equivalent to changing the amount of disorder. As a result, Cooper pairs remain intact throughout the transition. While single electrons are localized by disorder, Cooper pairs in a superconducting state are not, as a result of the phase coherent argument presented earlier. Such phase coherence can be disrupted, however, once the disorder exceeds a critical value. This will result in an insulating state with a diverging resistivity. At criticality, the resistivity will be independent of temperature. Hence, Cooper pairs on the brink of losing their global phase coherence acquire a finite resistivity at zero temperature, as in a metal. This is a particularly important point because it illustrates that there are three options<sup>3,7</sup> for Cooper pairs when they are confined to a plane: 1) insulator with infinite resistivity, 2) superconductor with vanishing resistivity, and 3) a metal with finite resistivity at zero temperature. Only the first is possible for single electrons. The second means by which a superconducting state can be transformed to an insulator in 2D is by applying a perpendicular magnetic field<sup>10,11</sup> on the superconducting side. Shown in Fig. (4) is the resistivity as a function of temperature for a magnetic field-tuned insulator-superconductor transition. Above a critical value of the magnetic field, the Cooper pairs are destroyed and insulating behavior obtains by means of single particle localization. Once again, the resistivity is independent of temperature at the separatrix between these two phases. As expected, this data also exhibits the scaling discussed earlier for the insulator/new conducting phase. However, the surprise with this data is the presence of an apparent 'attenuating' (see

inset Fig. (4)) of the resistivity at low temperatures on the 'superconducting' side.

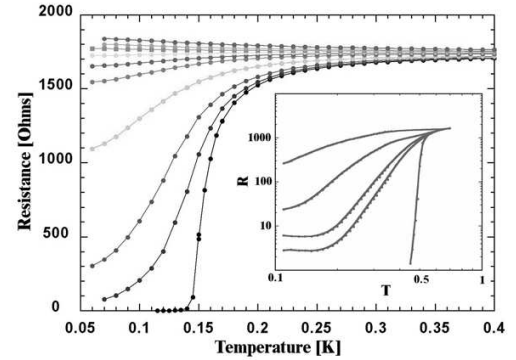


FIG. 4. Electrical resistance of MoGe thin film plotted versus temperature at  $B = 0, 0.5, 1.0, 2.0, 3.0, 4.0, 4.4, 4.5, 5.5, 6$  kG. The sample becomes a superconductor at 0.15 K in zero field but for fields larger than about 4.4 kG the sample behaves like an insulator, i.e. the resistance increases with the field. At fields lower than this but other than zero the resistance saturates. The saturation behavior is better shown in the inset for another sample with a higher transition temperature. The inset shows data for  $B = 0, 1.5, 2, 4$  and 7 kOe. At higher field, this sample is an insulator.

That is, rather than continuing to drop to zero as is expected for a superconductor, the resistivity saturates<sup>10,12</sup>. Identical behavior has been observed in the thickness-tuned<sup>13</sup> transitions as well. The non-vanishing of the resistivity is indicative of a lack of phase coherence. Phase fluctuations are particularly strong in 2D and are well-known to widen the temperature regime over which the resistivity drops to zero. In addition, a perpendicular magnetic field creates resistive excitations called vortices (the dual of Cooper pairs) which frustrate the onset of global phase coherence. Nonetheless, no theoretical account has been able to explain adequately the apparent non-vanishing of the resistivity on the 'superconducting' side as the temperature tends to zero.

Ultimately, the resolution of the experimental puzzles raised here must be settled by further experiments. But a natural question that arises is, are the two phenomena related? This question is particularly germane<sup>14</sup> because the only excitations proven to survive the localizing effect of disorder in 2D are Cooper pairs. It is for partly this simple reason<sup>14</sup> and other more complex arguments<sup>15,16</sup> that superconductivity has been proposed to explain the new conducting state in 2D. Because phase fluctuations create a myriad of options (metal or superconductor at  $T = 0$ ) for Cooper pairs in a plane, measurements sensitive to pair formation must augment the standard transport measurements to definitively settle whether Cooper pair formation is responsible for new conducting state in a 2D electron gas. But maybe some yet-undiscovered<sup>17</sup> conducting spin singlet state exists that can survive the localizing effect of disorder. But maybe not and possibly

only 'classical' trapping effects<sup>8</sup> are responsible for the decrease of the resistivity on the conducting side. While the former cannot be ruled out, the latter seems unlikely as new experiments<sup>19</sup> reveal that the initial decrease in the resistivity is tied to the formation of a Fermi surface, an intrinsic quantum mechanical effect. The quantum-mechanical origin of the observed transition is further supported by the recent observation<sup>20</sup> of a relation between the insulator-conductor transition in  $B = 0$  and quantum Hall effect-to-insulator transition. This implies that indeed a deep quantum mechanical principle is responsible for the new conducting state, perhaps as has been suggested<sup>14</sup> that the proximity of the new conducting phase to a strongly-correlated insulator mediates pairing.

- 
- <sup>1</sup> Abraham s, E., Anderson, P.W., Licciardello, D.C. & Ramakrishnan, T.V. (1979) Phys. Rev. Lett. 42, 673-676.
- <sup>2</sup> Kravchenko, S.V., Sim onian, D., Sarachik, M.P., Mason, W., & Fumeaux, J.E. (1996) Phys. Rev. Lett. 77, 4938-4941.
- <sup>3</sup> For a review see Goldman, A.M. & Markovic, N. (1998) Physics Today 51 (11) 39-44.
- <sup>4</sup> Popovic, D., Fowler, A.B., & Washburn, S. (1997) Phys. Rev. Lett. 79, 1543-1546.
- <sup>5</sup> Simmons, M.Y., et. al. (1998) Phys. Rev. Lett. 80, 1292-1295.
- <sup>6</sup> Hanien, Y., et. al. (1998) Phys. Rev. Lett. 80, 1288-1291.
- <sup>7</sup> Fisher, M.P.A., Grinstein, G. & Girvin, S. (1990) Phys. Rev. Lett. 64, 587-600.
- <sup>8</sup> Damle, K. & Sachdev, S. (1997) Phys. Rev. B 56 8714-8733.
- <sup>9</sup> Sim onian, D., Kravchenko, S.V. & Sarachik, M.P. (1997) Phys. Rev. Lett. 79, 2304-2307.
- <sup>10</sup> Yazdani, A. & Kapitulnik, A. (1995) Phys. Rev. Lett. 74, 3037-3040; Hebard, A.F. and Paalanen, M.A. (1990) Phys. Rev. Lett. 65, 927-930.
- <sup>11</sup> Fisher, M.P.A. (1990) Phys. Rev. Lett. 65, 923-926.
- <sup>12</sup> Ephron, D.E., Yazdani, A., Kapitulnik, A., & Beasley, A. (1996) Phys. Rev. Lett. 76 529-532.
- <sup>13</sup> Jaeger, H.M., et. al. (1989) Phys. Rev. B 40, 182-196.
- <sup>14</sup> Phillips, P., et. al. (1998) Nature 395, 253-258.
- <sup>15</sup> Rice, T.M. (1997) Nature 389, 916-917.
- <sup>16</sup> Belitz, D. & Kirkpatrick, T. (1998) Phys. Rev. B 58 8214-8217.
- <sup>17</sup> Chakravarty, S., Kivelson, S., Nayak, C. & Voelker, K. (1998) cond-mat/9805383 in xxx.lanl.gov.
- <sup>18</sup> Altshuler, B.L. & Maslov, D., (1999) Phys. Rev. Lett. 82, 145-148.
- <sup>19</sup> Kravchenko, S.V., et. al., cond-mat/9812389 in xxx.lanl.gov.
- <sup>20</sup> Hanien, Y., et. al., cond-mat/9901186 in xxx.lanl.gov.