

Attractive Interactions Between Rod-like Polyelectrolytes: Polarization, Crystallization, and Packing

Francisco J. Solis and Monica Olvera de la Cruz
 Department of Materials Science and Engineering,
 Northwestern University, Evanston, Illinois 60208-3108.

We study the attractive interactions between rod-like charged polymers in solution that appear in the presence of multi-valence counterions. We propose a model that takes into account the angular distribution of the condensed counterions around the rods. The counterions condensed to the rods exhibit both a strong polarization (angular preference) and a longitudinal crystalline arrangement. At short distances between the rods, the fraction of condensed counterions increases, and the majority of these occupy the region between the rods, where they minimize their repulsive interactions by arranging themselves into packing structures. The attractive interaction is strongest for multivalent counterions.

PACS numbers: 61.20.Qg, 61.25.Hq, 87.15.Aa

It is a well established fact that the normally repulsive interaction between charged polymers in solution can turn into an attractive one if the counterions in the system are multivalent. Important examples of systems that exhibit this behavior include strands of DNA [1,2], synthetic polymers [3], *F*-actin fibers [4], and associating viruses [4]. Simulations of rigid rods that treat the counterions explicitly also have shown this behavior [5,6] implying that the origin of the attractions is indeed of an electrostatic nature.

To explain this attraction, a number of theories based on the correlations between counterions associated to the rods have been put forward by various groups [7,8,6]. These theories consider that the charge of the counterions can be simply added to the closest monomer in the chain, thus collapsing the monomer-counterion pair to an effective point-charge. Under this assumption, the attraction is mediated by correlations between displacements of charge along the chains, *i.e.* by correlated longitudinal dipoles. Instead, by considering the angular degrees of freedom, we find that the counterions' arrangement creates a non-zero transversal polarization that provides an attractive interaction. We also find strong longitudinal correlations but only at very short wavelengths, implying a crystalline state along the rod, reinforcing for the case of multi-valent counterions the attractive interaction due to polarization. Such crystalline structures have been argued to be important for interactions between charged surfaces by Rouzina and Bloomfield [9], and have also been considered in regard to polymers by Shklovskii [10]. Their importance was previously suggested by Ha and Liu [8] and Grønbech-Jensen *et al.* [6]. When the rods are put at a short distance from each other, the crystals in each rod interlock with each other in a well packed configuration, further reducing the energy of the system.

The polymer chains are modeled as rigid rods formed by N repeat units, each with charge $+1$ centered at each of the monomers, as shown in Fig. 1. We label the pair of rods as A and B . The diameter of the rods and the spacing between charges are both b . The total length of

the chains is $L = Nb$. We will only consider the case in which the chains are parallel and separated by a distance r measured from center to center. The counterions carry a charge $-Z$, and for simplicity we take them to be of diameter b as well. Overall charge neutrality of the system implies that there are N/Z counterions per chain. We assume a concentration of chains c , to be such that the average distance between rods (if non-interacting) is also L , so that $c = 1/L^3$.

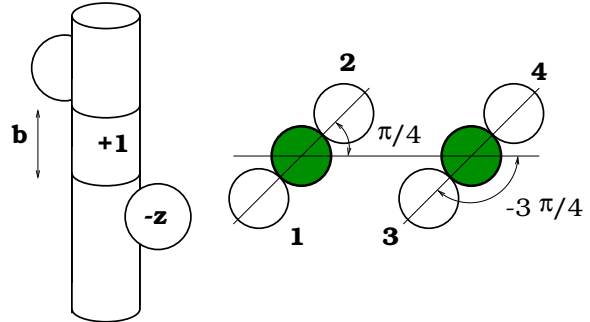


FIG. 1. The diameter of the rod, the size of the counterions and the basic spacing between charges all have magnitude b . We use two representative states for each monomer in each rod. All occupation is assumed to take place parallel to the centers of the monomers, so that the possible places for occupation form the lattices 1, 2, 3, and 4, here shown from the top.

A layer of condensed counterions surrounds each chain. The location of a particular counterion is given by its position along the rod z , a radial distance r from the rod, and its angular position θ . We restrict the z coordinate of the condensed counterions to take values coinciding with those of the centers of the monomers. The radial distance from the rod for all condensed counterions is assumed to take always the value $r = b$. The angular variable is very important as it carries information about the local polarization of the rod-counterions system. A suitable simplification that retains this information consists on collapsing the range of angular positions to only

two specific locations. These positions are located at angles of $\pi/4$ and $-3\pi/4$ with respect to the plane that contains both rods, and are labeled as shown in Fig. 1. These ad-hoc positions are meant to represent locations of counterions on one rod that look towards or away from the other rod, and have the convenience of allowing us to consider distances between the centers of the rods as small as $\sqrt{2}b$ without worrying about overlapping of the counterions that would require explicit introduction of hard-core repulsions. The choice of the angles does not significantly change the results. In short, we have modeled the condensed layers as four linear lattices parallel to the rods, whose sites can be occupied by the counterions.

Since our selected geometry takes care of the hard-core interactions between the particles of the system, we can construct a Hamiltonian with only electrostatic interactions. This is given by:

$$H_c = l_B \sum_{s \neq t} \frac{1}{2} Z^2 \frac{1}{|\mathbf{r}_s - \mathbf{r}_t|} - l_B \sum_s Z \phi(\mathbf{r}_s). \quad (1)$$

We measure energies in units of $k_B T$, and the prefactor l_B is the dimensionless ratio of the Bjerrum length to the monomer size $e^2/\epsilon b k_B T$, with e being the electron charge, k_B the Boltzmann constant T the temperature and ϵ the dielectric constant of water. ϕ is the electrostatic potential created by the charged rods. Ignoring end effects from the rods, this potential is well approximated by $\phi(\mathbf{r}) = 2l_B(\ln(L/r_A) + \ln(L/r_B))$, where r_A, r_B , are the distances from the point \mathbf{r} to the axis of the rods A and B , respectively. For the condensed counterions, it is better to change to a local charge representation. Each site of the four lattices can be occupied by one counterion (we neglect multiple occupation), and thus it will carry a charge $q_i(n)$ that can be either $-Z$ or zero. The index i is the (longitudinal) position in the lattice, that can range from 1 to N .

Since the number of monomers is large, we expect that the total number of condensed counterions for a given inter-rod separation will have a narrowly peaked probability distribution. We construct a free energy that assumes that the number of counterions condensed to each of the lattices is fixed, and then we will find the minimum with respect to the occupation numbers. Lattice i carries a fraction f_i of the number of counterions per rod N/Z , and the fraction condensed to rod A is $f_A = f_1 + f_2$, etc.

The free counterions form a dilute charged gas that occupies a volume $V = 2L(L^2 - 4b^2)$. Because of their low density their contribution to the free energy from correlations and screening is negligible. A free counterion at a distance r_c from the center of the system feels a potential given approximately by $\phi = 2(l_B/e)(2 - f_A - f_B)(1 - (r_c^2/2L^2)) \ln(L/r_c)$, that arises from the effective (uncompensated) charge of the two rods and a cylindrical shell of uniformly distributed free counter-ions. Averaging this potential over the volume, and adding the entropic con-

tribution, we obtain the free energy per monomer due to the free counterions:

$$F_f = \frac{1}{2Z}(2 - f_A - f_B) \left(\ln\left(\frac{(2 - f_A - f_B)b^3}{2V}\right) - 1 \right) + \frac{1}{2}(2 - f_A - f_B)^2 \left(-\frac{3}{2}l_B \right). \quad (2)$$

To obtain the contribution from the condensed counterions, we consider first a high-temperature approach in which we add fluctuations to a uniformly distributed state. Given a condensed fraction f_i at the lattice i , there are $f_i N/Z$ occupied sites. The statistical sum over all states satisfying this restriction can be replaced at high temperatures by Gaussian integrations over a set of continuous local charge variables. The charge $q_i(n)$ is represented by a density $\rho_i(n)$ with mean $-f_i$ and variance $\sigma_i^2 = Z^2(f_i/Z)(1 - f_i/Z)$. We can pass to a discrete Fourier representation of the local charge of the form

$$\rho_i(n) = -f_i + \sum_{k \neq 0} \rho_i(k) \exp(ikn) \quad (3)$$

where the only Fourier modes considered are of the form $k = \pm 2\pi m/N$, with m ranging from $-N/2$ to $N/2$. This transformation diagonalizes the part of the Hamiltonian, Eq. (1), that corresponds to the condensed counterions, and leads to the free energy per monomer:

$$F_c = \frac{1}{4} \sum_{i,j} f_i V_{ij} f_j + \frac{1}{4N} \sum_{k \neq 0} \ln \det [\mathbf{I} + \mathbf{S}\mathbf{V}(k)] - \frac{1}{2} \sum_i f_i \phi_i + \frac{1}{2} \sum_i \frac{f_i}{Z} \left(\ln \frac{f_i N b^3}{V_c} - 1 \right). \quad (4)$$

The first two terms are the contribution from the zero modes where the interaction matrix between lattices is $V_{ij} = 2l_B \ln(L/r_{ij})$ with r_{ij} the distance between the axis of the lattices, and the diagonal terms are given by $V_{ii} = 2l_B \ln(L/b)$. The second term is the result of the Gaussian integration over fluctuations, where \mathbf{I} is the identity matrix, \mathbf{S} is a diagonal matrix with entries σ_i^2 , and the interaction terms for the Fourier modes are of the form $V_{ij}(k) = 2l_B K_0(kr_{ij})$, and $V_{ii}(k) = -2l_B ci(kb)$, with K_0 the modified Bessel function, and ci the cosine integral function. The integrals that define the diagonal expressions are evaluated using the lattice spacing b as short distance cutoff so that there is no need for self-energy subtractions. The finite sum over modes also corresponds to consider distances larger than one lattice spacing. The last term is the entropic contribution of placing $f_i N/Z$ counterions in a volume $V_c = Lb^2$.

A posteriori we have found that at short distances between the rods the condensed counterions are almost fully polarized, occupying the states that face towards the other rod. The fraction of condensed charge approaches 1 in these sites, while the outward states are almost completely depleted. We can look then in more detail at the

calculation of the free energy for the case of almost full occupation of one of the lattices $f \rightarrow 1$, so that the variance of the fluctuations becomes $\sigma^2 \approx (Z - 1)$. The diagonal interaction term for the highest Fourier modes $k \approx \pm\pi/b$ is negative and of order l_B , corresponding to a decrease in energy from vacating a state next to an occupied one. Since typical values for l_B at room temperature are always larger than 1, these diagonal terms dominate the interaction matrix \mathbf{V} , and therefore the matrix $\mathbf{I} + \mathbf{SV}$ has diagonal elements $1 - (Z - 1)l_B$. When the condition

$$(Z - 1)l_B > 1 \quad (5)$$

is satisfied, the matrix acquires negative eigenvalues, making the determinant divergent and the high-temperature approximation incorrect. Clearly, this occurs in most cases, except for mono-valent counterions ($Z = 1$) or for very weakly charged polyelectrolytes for which $l_B \ll 1$. The divergence in the determinant for multi-valent counterions signals the onset of crystallization, and thus the free energy should be calculated on the basis of a dominant crystalline ground state. Once we use the correct ground state for both mono- and multi-valence cases, it can be shown that the corrections from fluctuations are very small.

The proper ground state for each of the inner lattices, when approaching full condensation, is clearly given by an arrangement in which counterions are placed one in every Z sites. (This is the case already for $Z = 1$.) As the rods approach each other, the inner lattices interact strongly, but they do not destroy the ground state arrangement. Instead, they can choose a location of the occupied sites, so as to minimize their repulsive interaction. For $Z = 2$, for example, one expects one of the internal lattices to be filled in the even sites, while the second in the odd ones. (Thermal fluctuations create defects in the arrangement, but the estimate for the free energy is robust.)

The calculation of the free energy for the multi-valence case can be carried out using the results for the mono-valent case which are given by Eq. (4). We simply renormalize the lattice spacing to Zb and reduce the available sites by a factor of Z . The elements of the interaction matrix for the ground states are now given by $V_{ij}^m = 2l_B \ln(L/r'_{ij})$, with a modified distance between the lattices $r'_{ij} = (r_{ij}^2 + (bZ/2)^2)^{1/2}$ that takes into account the mismatch between the occupied sites in the lattices. The diagonal term is simply $V_{ii}^m = 2l_B \ln(L/Zb)$.

In Fig. 2 we present the calculated free energy of the system as a function of the distance between rods. The numerical values for the constants of the system are $T = 300$, $b = 1.8\text{\AA}$, so that $l_B = 4.1$, and $N = 10^5$. There is a well of attraction for the mono-valent case of about $.5kT$, which is not enough to bind the rods, and further, the local minimum at short distances turns out to be of higher energy than the self-energy of two rods

separated by a distance L . For $Z = 2$ and 3, the depth of the well is of the order of $k_B T$, and the energy there is lower than their respective reference states.

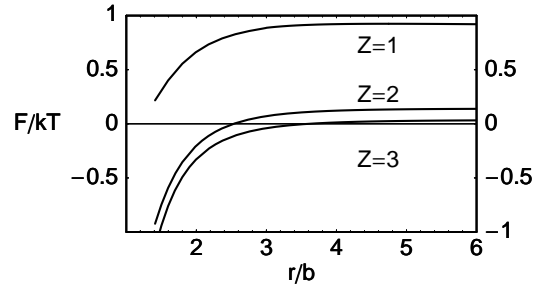


FIG. 2. Results of the minimization of the free energy, for parameters such that $l_B = 4.1$, for valences $Z = 1, 2$, and 3. Energies are shown in units of $k_B T$ and distances in units of b . The zero of the energy in each case is chosen to match the energy at large separations.

Fig. 3 presents the total amount of condensed counterions for one of the rods, $f_A = f_1 + f_2$. This is always very close to 1 for short distances and reaches a value near the Manning limit [11], $f = 1 - 1/Zl_B$ at large separations. We measure the overall polarization p of the rods by the ratio of the difference between the occupation of the inward and outward positions to the total amount of condensed charges, thus for rod A :

$$p_A = \frac{f_2 - f_1}{f_2 + f_1} \quad (6)$$

Results for the amount of polarization are shown in Fig. 4. It is clear that the charge will be perfectly balanced when the presence of the second rod is not felt. On the other hand, when the chains are in close contact is natural for the counterions to occupy the inner sites to be able to interact with the positive charges of both rods, even at the expense of interacting with other condensed counterions. What it is surprising is that both the polarization and the extra condensation do not decay quickly, and it is necessary to set the distance between the rods to its maximum value L to recover the Manning limit and a symmetric state. A good test of the validity of this theory will be the measurement in simulations and experiments of the transversal polarization of the rods.

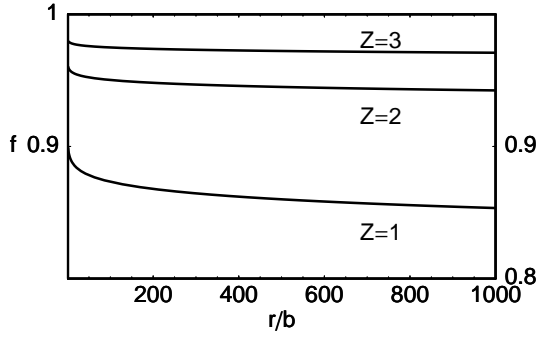


FIG. 3. The total fraction of condensed counterions to each of the rods, as a function of the separation between rods for valences $Z = 1, 2$, and 3 . The scale in which the condensed fraction decays to a single rod value is of the order of the size of the rod $L = 10^5 b$. Note the change of scale with respect to Fig. 2.

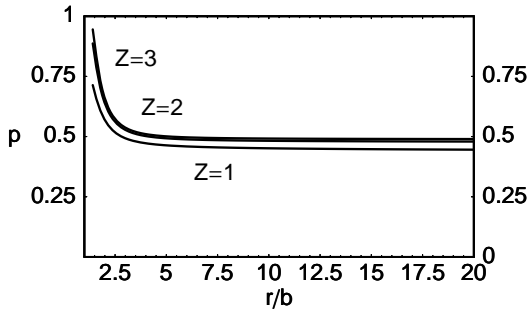


FIG. 4. Polarization of the rods as a function of the separation between rods for valences $Z = 1, 2$, and 3 . At very short distances, the polarization is almost complete. Away from the region of strong attraction, the polarization still remains important and will decay to zero only at distances of order L . The plots for $Z = 2, 3$, overlap almost completely.

We can offer a simpler argument for the almost full condensation to the two rod and multi-rod cases. If we consider a bundle of R rods as one single effective rod, we have renormalized parameters $l'_B = R^2 l_B$, and $Z' = Z/R$, leading to a modified Manning formula for the condensed fraction

$$f = 1 - \frac{1}{l'_B Z' R}. \quad (7)$$

Clearly, as the number of chains present in a bundle increases, the condensed fraction is driven towards 1.

On the basis of our results, it is clear that we cannot construct a pair-wise additive potential for a system of few rods. Instead one has to find the minimum of the

potential energy by placing the rods and counterions in a suitable packing arrangement. Only as the the number of the rods in the bundle increases, it is possible to expect to recover pairwise additivity of energies as proposed by Podgornik and Parsegian [12], but even in that case, we still expect a strong ordering of the counterions inside the effective medium, as proposed by Shklovskii [10].

In conclusion, we have shown by means of a simple model that the interaction between two charged rod-like polymers generates strong polarization of their condensed charges and that at short distances the two rods are strongly driven towards higher counterion condensation, forcing the counterions to crystallize and then to organize their respective crystals into a packing structure. The final result is an important attraction between the rods when the counterions are multi-valent.

ACKNOWLEDGMENTS

This work was sponsored by the National Science Foundation, grant DMR9807601.

-
- [1] V. A. Bloomfield, *Biopolymers* **31**, 1471 (1991); *Curr. Opin. Struct. Biol.* **6** 334 (1996).
 - [2] R. Podgornik, D. Rau, and V. A. Parsegian, *Biophysics J.* **66**, 962 (1994).
 - [3] M. Olvera de la Cruz, L. Belloni, M. Delsanti, J. P. Dalbiez, O. Spalla, and M. Drifford, *J. Chem. Phys.* **103**, 5871 (1995).
 - [4] J. X. Tang, S. Wong, P. Tran, and P. Janmey, *Ber. Bunsen-Ges. Phys. Chem.* **100**, 1 (1996).
 - [5] M. J. Stevens and K. Kremer, *J. Chem. Phys.* **103**, 1669, (1995).
 - [6] N. Grønbech-Jensen, R. J. Mashl, R. F. Bruisma, and M. W. Gelbart, *Phys. Rev. Lett.* **78**, 2577 (1997).
 - [7] J. L. Barrat, and J. F. Joanny, *Adv. Chem. Phys.* **94**, 1 (1996).
 - [8] B.-Y. Ha and A. J. Liu, *Phys. Rev. Lett.* **79**, 1289 (1997); *Phys. Rev. Lett.* **81**, 1011 (1998).
 - [9] I. Rouzina and V. A. Bloomfield, *J. Phys. Chem.* **100**, 9977, (1996).
 - [10] B. I. Shklovskii, preprint cond-mat/9809429 (1998).
 - [11] G. S. Manning, *J. Phys. Chem.* **51**, 954, (1969).
 - [12] R. Podgornik and V. A. Parsegian, *Phys. Rev. Lett.* **80**, 1560, (1998).