

# Fermiology of a 1D heavy electron metal

C. Gröber and R. Eder

*Institut für Theoretische Physik, Universität Würzburg, Am Hubland, 97074 Würzburg, Germany*  
(August 7, 2018)

We present a Quantum Monte Carlo (QMC) study of the 1D Kondo lattice at non-integer filling, i.e. a one-dimensional version of a Heavy Fermion metal. For this special system the minus-sign problem turns out to be greatly reduced, so that accurate QMC simulations for temperatures as low as 1% of the conduction electron bandwidth are feasible. The single particle Green's function shows an intricate network of low-energy bands at low temperature, with a Fermi surface volume that comprises both  $c$  and  $f$ -electrons. As the temperature increases the system evolves through two distinct crossover temperatures into a very simple band structure with one free  $c$ -electron band and a disconnected upper and lower Hubbard band for  $f$ -electrons. The  $f$  electrons thus drop out of the Fermi surface volume as the temperature increases.

71.27.+a, 71.30.+h, 71.10.Fd

The electronic structure of heavy electron compounds remains a largely unresolved problem of solid state physics [1,2]. These materials show two characteristic ‘crossover temperatures’ in their transport properties, which are commonly called the Kondo temperature,  $T_K$ , and the coherence temperature,  $T_{coh} < T_K$ . At temperatures  $< T_{coh}$  the materials are Fermi liquids, whereby the strongly correlated and almost localized  $f$ -electrons do participate in the Fermi surface volume. This has been established by a wide variety of de-Haas van-Alphen (dHvA) experiments [3,4]. That the Fermi surface volume in heavy electron metals may be subject to drastic changes, however, has been demonstrated by dHvA experiments in the neighborhood of the so-called metamagnetic transition [5]. This transition appears to correspond to the  $f$ -electrons ‘dropping out’ of the Fermi surface volume. While the requirement of long quasi-particle lifetime restricts dHvA experiments to very low temperatures and thus does not usually allow to scan the temperature evolution of the Fermi surface, it has been conjectured [6] that the  $f$ -electrons do also ‘drop out’ of the Fermi surface volume as the temperature increases above  $T_{coh}$ . The observation that the iso-structural compounds CeRu<sub>2</sub>Si<sub>2</sub> and CeRu<sub>2</sub>Ge<sub>2</sub> have Fermi surfaces, which differ rather precisely by the volume associated with the single  $f$ -electron/unit cell [3,6,7] would be quite consistent with this scenario if one were to assume [6,7] that  $T_{coh}$  is higher than the experimental temperature for CeRu<sub>2</sub>Si<sub>2</sub> but lower for CeRu<sub>2</sub>Ge<sub>2</sub>. More precise information about the temperature-dependence of the electronic structure of the Kondo lattice therefore would be desirable. In the following we want to present information from computer simulations. We have performed a Quantum Monte Carlo (QMC) study for a simple 1D tight-binding version of the Kondo lattice (or periodic Anderson model), with Hamiltonian

$$H = -t \sum_{i,\sigma} (c_{i+1,\sigma}^\dagger c_{i,\sigma} + H.c.) - V \sum_{i,\sigma} (c_{i,\sigma}^\dagger f_{i,\sigma} + H.c.)$$

$$- \epsilon_f \sum_{i,\sigma} n_{i,\sigma} + U \sum_i f_{i,\uparrow}^\dagger f_{i,\uparrow} f_{i,\downarrow}^\dagger f_{i,\downarrow}. \quad (1)$$

Here  $c_{i,\sigma}^\dagger$  ( $f_{i,\sigma}^\dagger$ ) creates a conduction electron ( $f$ -electron) in cell  $i$ ,  $n_{i,\sigma} = f_{i,\sigma}^\dagger f_{i,\sigma}$ . In the case of ‘half-filling’ i.e. two electrons/unit cell and in the so-called symmetric case,  $\epsilon_f = U/2$ , the model has particle-hole symmetry whence the minus-sign problem of the QMC procedure is absent and very low temperatures can be reached [8]. Surprisingly enough we found that this highly desirable feature persists to a high degree also away from half filling. For example even at temperature  $T=0.05t$ , corresponding to 1.2% of the conduction electron bandwidth, we obtained a QMC expectation value for the Fermionic sign of 0.605 and thus obtain very well-converged spectra. This allowed to perform a detailed temperature scan of the entire dynamics of the model. In the following, we use the parameters  $U=2\epsilon_f=8t$ ,  $V=t$ . Throughout we have fixed the chemical potential at  $\mu=-t$ ; this gives an electron density of  $n=1.6$ , with variations of less than 1% as the temperature changes from  $0.03t$  to  $t$ . The ‘all electron Fermi momentum’  $k_F$  then is  $0.8\pi$ , the ‘frozen core Fermi momentum’ obtained for unhybridized conduction electrons (i.e.  $V=0$ ) would be  $k_F^0=0.3\pi$ .

Figure 1 shows the single particle spectral function at the lowest temperature for which it was calculated,  $T=0.05t$ . Thereby two different spectra are shown, one of them for electron creation/annihilation in the  $c$ -orbitals, the other one for  $f$ -orbitals. The spectra contain several distinct features, which are consistent with previous exact diagonalization [9] and analytical [10] results: at the highest excitation energies, we have two dispersionless  $f$ -like Hubbard bands, separated by an energy of  $\approx U$ . In between these, a  $c$ -like tight-binding band with dispersion  $\epsilon_k = -2t \cos(k)$  can be seen. This band seems to cross the chemical potential close to  $k_F^0$ . Closer inspection of the spectra shows, however, that this is not the true Fermi momentum of the system. Very close to the chemical potential (see Figure 2 for a close-up of

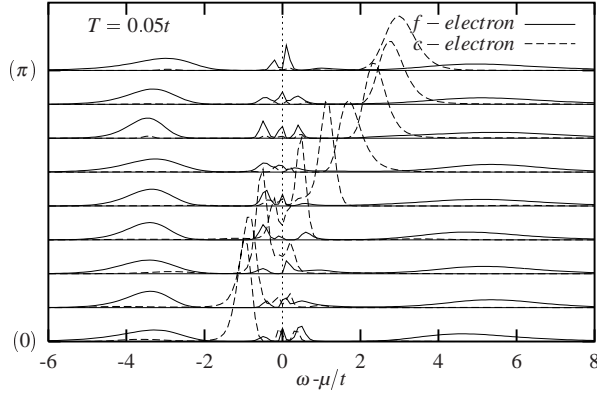


FIG. 1. Single particle spectral function for the 16-unit cell system.

this region) there is a rather intricate network of  $f$ -like bands with low spectral weight. Some of these bands apparently hybridize with the  $c$ -like band. It should be noted that the peak positions of the  $c$ - and  $f$ -like band do not always agree perfectly, but actually the MaxEnt procedure reconstructs the spectral densities of the two species separately, and does not use the peak positions of the other species as input information. The possible discrepancies between  $c$ -like and  $f$ -like peak positions thus give a feeling for the accuracy of the results. For most momenta a total of three  $f$ -like bands can be distinguished. In the outer half of the Brillouin zone there is one band right at  $\mu$ , which seems to disperse through  $\mu$  approximately at  $k_F$ , the Fermi momentum for  $c$  and  $f$ -electrons combined. This band seems to hybridize with the  $c$ -like cosine-band, producing the familiar hybridization band structure indicated in the Figure. In addition there are two  $f$ -like sidebands at slightly higher excitation energies  $\approx \pm 0.5t$ . While we cannot rule out that these side-bands do have a tiny dispersion, they never approach the chemical potential. The three-band structure around  $\mu$  can also be seen very clearly in the angle-integrated  $f$ -electron spectral density, see Figure 3. The angle-integrated spectrum is actually *not* obtained by averaging over the angle resolved spectra. Rather this quantity is obtained by an independent measurement and MaxEnt run, and thus might be viewed as an independent cross check for the band structure. All in all the low energy band structure is quite reminiscent of our earlier results for the Kondo insulator [8], particularly the  $f$ -like side-bands could also be clearly identified in this case. With the exception of the  $f$ -like sidebands one can describe the low-energy band structure phenomenologically by the hybridization of the  $c$ -like cosine band with a practically dispersionless ‘effective’  $f$ -level, which is pinned to the chemical potential of the *unhybridized* conduction electrons. This is precisely the picture inferred from previous exact diagonalization [9] and analytical [10] calculations.

We proceed to a discussion of the temperature depen-

dence of the band structure around  $\mu$ . As the temperature is increased to  $T=0.1t$ , the  $f$ -like bands near  $\mu$  generally become quite broad. Near  $k=\pi$  the upper

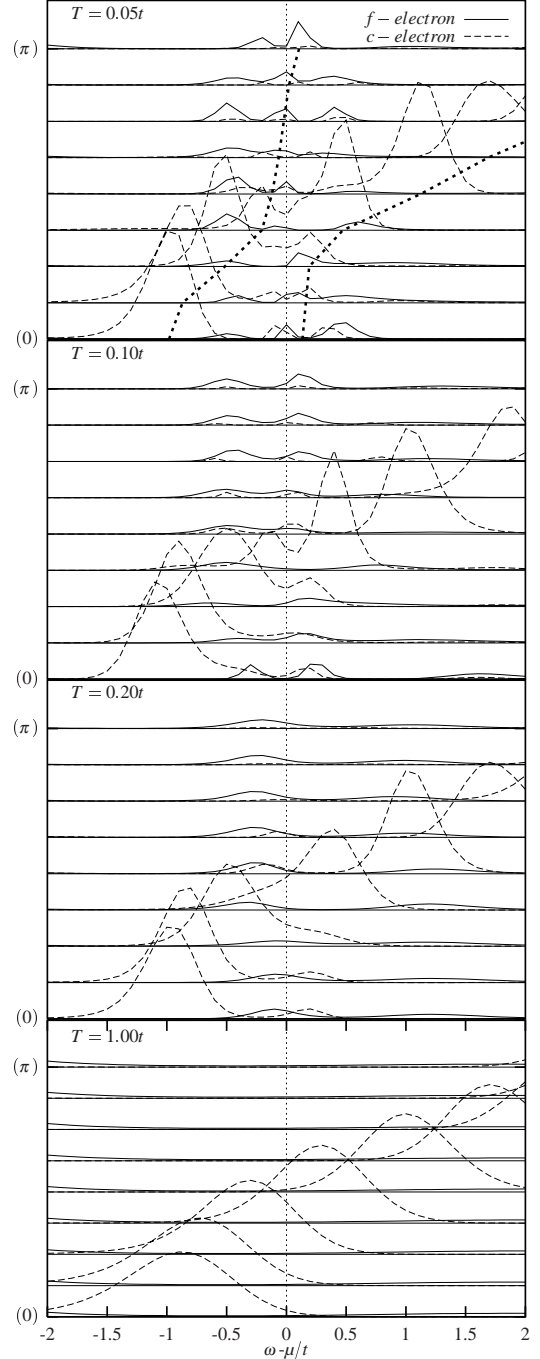


FIG. 2. Single particle spectral function at different temperatures. The thick dotted line for  $T=0.05t$  shows a plausible form of the low-temperature band structure.

side-band becomes very diffuse and shifted toward higher energies  $1.5t$ . The lower side band still can be clearly distinguished, and also near  $k=0$  an  $f$ -like part slightly above  $\mu$  is clearly resolved. This can also be seen in

the angle-integrated  $f$ -density (Figure 3): the lower side-band and the band at  $\mu$  persist, but the upper side-band is shifted to relative large energies. In between these two bands there is still an indication of the dispersive  $f$ -band which crosses  $\mu$ . This changes completely at  $T=0.2t$ ,

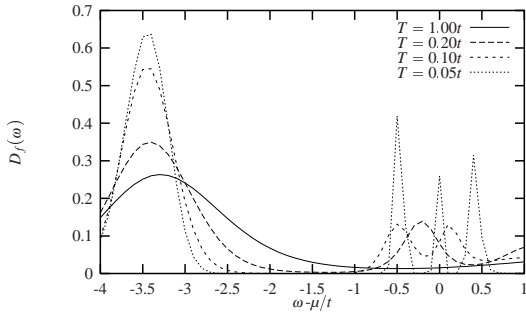


FIG. 3. Angle-integrated  $f$ -electron spectral weight.

where the band crossing through  $\mu$  has disappeared and only the side-bands remains. The lower one seems to have shifted to somewhat lower excitation energy, but does not reach  $\mu$ , see also Figure 3. The only dispersive band which could intersect  $\mu$  now is the  $c$ -like conduction band, which crosses  $\mu$  near  $k_F^0$ . The low-energy  $f$ -like band which intersected  $\mu$  at  $k_F$  has disappeared, and the only  $f$ -like feature near  $\mu$  are the two side-bands. These are practically dispersionless and never even approach  $\mu$ , so that there is no more band which could cross  $\mu$  at the ‘all-electron Luttinger momentum’  $k_F$ . This suggests that at this temperature the Fermi surface is purely  $c$ -like, with the smaller Fermi momentum  $k_F^0$ : the  $f$ -electrons have dropped out of the Fermi surface volume. Precisely the same behavior has previously been observed in the Kondo insulator: upon increasing  $T$  the  $f$ -like bands which formed the edge of the insulating gap at low temperatures disappeared, the dispersionless side-bands persist, and the Fermi surface becomes  $c$ -like. The only difference is that in the case of the Kondo insulator the collapse of the Fermi surface volume is equivalent to a insulator-to-metal transition [8]. Proceeding to the highest temperature we have studied,  $T=t$ , we note that there even the two  $f$ -like sidebands have disappeared and the Fermi surface now is obviously purely  $c$ -like, with Fermi momentum  $k_F^0$ . The angle-integrated  $f$ -electron density shows no more spectral weight at  $\mu$ , the only remaining  $f$ -like feature on the photoemission side is the lower Hubbard band at energy  $\approx -3.2t$ . Increasing the temperature thus leads to a transfer of  $f$ -like weight from the Fermi energy to the Hubbard band. With the exception of the side bands the overall shape of the  $f$ -density at low temperatures is also quite consistent with the results from  $1/N$  expansion for the Anderson impurity model [12]. Also, the overall evolution with temperature, including the disappearance of all  $f$ -like weight from the region around  $\mu$  at high temperature is completely consistent with the situation for the Kondo insulator [8].

To get a more detailed picture of the  $T$ -dependence of the Fermiology, we consider the momentum distribution  $n_\alpha(\mathbf{k}) = \sum_\sigma \langle \alpha_{\mathbf{k}\sigma}^\dagger \alpha_{\mathbf{k}\sigma} \rangle$ , where  $\alpha = c, f$ . We focus on the  $f$ -like distribution and start out at the lowest temperature.

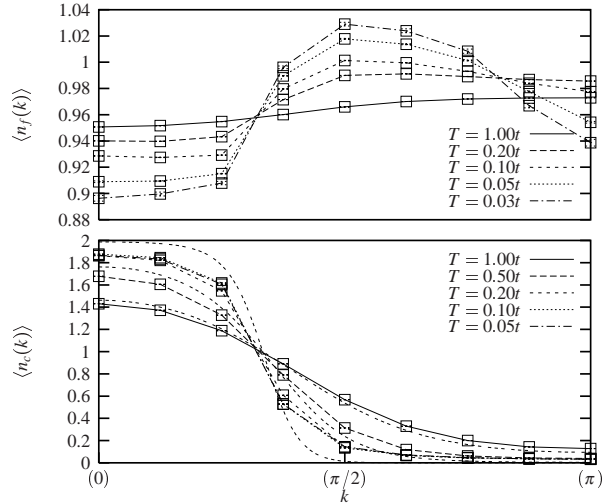


FIG. 4. Momentum distributions at different temperatures. The thin dashed lines give the Fermi-Dirac distribution computed with  $\epsilon_k = -2t \cos(k)$  and  $\mu = -t$  at  $T = t, 0.5t, 0.2t$ .

As  $k$  increases from the center of the Brillouin zone, there is first of all a steep rise of  $n_f(k)$  at approximately  $k_F^0$ . Inspection of the single particle spectrum (Figure 2) reveals that this is due to an increase of the spectral weight in the side-band for  $\omega - \mu < 0$  - note that  $n_f(k) = \int d\omega A_f(k, \omega) f(\omega)$ , where  $f(\omega)$  is the Fermi function. As we approach  $k = \pi$  and pass through  $k_F$  the  $f$ -distribution drops again, which this time is associated with the crossing of the central  $f$ -like band through  $\mu$  (see Figure 2). Due to the flatness of this central band and its small spectral weight per  $k$ -point,  $Z$ , the ‘drop’ is actually very shallow; in a Fermi liquid the momentum distribution near  $k_F$  can be written as

$$n(k) = \text{const} + \frac{Z v_F}{k_B T} (k - k_F),$$

where  $Z$  is the quasiparticle weight,  $v_F$  the Fermi velocity and  $\text{const}$  the contribution from the incoherent background (assumed to be  $k$ -independent). Both, a small  $Z$  and a low Fermi velocity will therefore make the slope of  $n(k)$  very small. However, for the lowest temperature,  $T = 0.033t$ , one can envisage how the Fermi step sharpens up at low temperatures. At  $T=0.1t$ , the drop around  $k_F$  is still visible, but becomes very weak. Such a flattening of the Fermi edge discontinuity with increasing temperature is quite natural. Inasmuch as the discrete  $k$ -mesh allows for such a conclusion, the four  $n_f(k)$  for  $T \leq 0.1$  all intersect approximately at  $k_F$  - this is what one would expect if  $k_F$  were the Fermi momentum (on

the other hand, the same holds true also for  $k_F^0$ , where inspection of  $A_f(k, \omega)$  suggests that the drop is associated with a reduced spectral weight of the side band). At the intermediate temperature  $T=0.2t$  no more drop of  $n_f(k)$  can be distinguished near  $k_F$ , and at  $T=t$  the  $f$ -distribution becomes completely flat indicating the more or less complete localization of the  $f$ -electrons.

Turning to the  $c$ -electron distribution we first of all note that all curves intersect at approximately  $k_F^0$ , and that the common value of  $n_f(k)$  is unity at this momentum. This would suggest that  $k_F^0$  is the Fermi momentum in a Fermi liquid with  $Z=1$  and for  $T \geq 0.5t$   $n_c(k)$  is in fact nearly identical to that of free, unhybridized conduction electrons. This changes as the temperature falls to  $T=0.2t$ , where  $n_c(k)$  becomes temperature independent. This would be consistent with the assumption that the formation of the heavy band below  $T=0.2t$  the true Fermi surface is shifted from  $k_F^0$  to  $k_F$ , so that below this temperature the drop of  $n_c(k)$  at  $k_F^0$  is due to  $k$ -dependent hybridization with the heavy  $f$ -band, rather than a Fermi surface crossing.

Taken together, the data for the single particle spectral function and the momentum distribution rather clearly suggest a temperature induced volume collapse of the Fermi surface. At low temperatures a nearly dispersionless band of low  $f$ -like spectral weight crosses the chemical potential near  $k_F$ , the Fermi momentum for  $c$ -electrons and  $f$ -electrons combined. Thereby in agreement with analytical work [10] the heavy band is pinned to the chemical potential of the Fermi sea of unhybridized conduction electrons. The momentum distribution of the  $c$ -electrons still shows a sharp drop at  $k_F^0$  [10,11] which becomes  $T$ -independent at low  $T$  and thus cannot develop into a Fermi edge at  $T=0$ . As the temperature increases the heavy band disappears, whence the Fermi momentum must collapse to  $k_F^0$ . Consequently the  $f$ -electron momentum distribution then shows no more notable variation near  $k_F$ , whereas the drop of the  $c$ -electron distribution near  $k_F^0$  becomes temperature dependent.

In summary, we have studied the single particle spectrum of the one-dimensional Kondo lattice. A spectacular feature from the technical point of view is that the notorious minus-sign problem is nearly absent in this system, so that reliable QMC simulations can be performed even at very low temperatures. This opens the possibility to perform detailed numerical studies of the nontrivial temperature evolution of its electronic structure. Thereby full advantage can be made of the special features of QMC, such as the momentum-resolved calculation of all dynamical correlation functions.

Our data show that despite its one-dimensional character, which would place the fully interacting system into the universality class of Luttinger liquids, the system shows a behavior which is quite reminiscent of the Fermi liquid-like three-dimensional Heavy Fermion com-

pounds. In particular we could find the equivalents of the two characteristic temperatures of Heavy Fermions, the Kondo and the coherence temperature. Both characteristic temperatures are associated with a distinct change of the electronic structure near  $\mu$ : at the lower temperature, which we associate with the coherence temperature, the ‘heavy’  $f$ -like band, which crosses the Fermi energy and forms the Fermi surface, disappears. Above this temperature the Fermi surface is  $c$ -like, and does not comprise the  $f$ -electrons any more. Only two dispersionless  $f$ -like sidebands remain at relatively low but finite excitation energy. Around the second characteristic temperature these side bands disappear as well, so that the  $c$ - and  $f$ -electron system become more or less decoupled.

In our previous work on the Kondo insulator [8] we have also shown that the temperature where the  $f$ -electrons ‘drop out’ from the Fermi surface volume depends sensitively on the  $c$ - $f$  hybridization  $V$  (this is also to be expected on the basis of the impurity model [12]), and we may expect that the same holds true also for the metallic case. At a given temperature different compounds with different  $c$ - $f$  hybridization, such as  $\text{CeRu}_2\text{Si}_2$  and  $\text{CeRu}_2\text{Ge}_2$ , may therefore be in different regimes, whence their Fermi surface volume would differ by the number of  $f$ -electrons.

We thank W. Hanke for instructive discussions. This work was supported by DFN Contract No. TK 598-VA/D03, by BMBF (05SB8WWA1), computations were performed at HLRS Stuttgart and HLRZ Jülich.

- 
- [1] G. R. Stewart, Rev. Mod. Phys. **56**, 755 (1984).
  - [2] P. Fulde, J. Keller, and G. Zwicknagl, Solid State Phys. **41**, 1 (1988).
  - [3] G. G. Lonzarich, J. Magn. Magn. Mater. **76 & 77**, 1 (1988).
  - [4] L. Taillefer *et al.*, J. Magn. Magn. Mater. **63& 64** 372 (1987).
  - [5] H. Aoki, S. Uji, A. K. Albessard, and Y. Onuki, Phys. Rev. Lett. **71**, 2110 (1993).
  - [6] P. Fulde, *Electron Correlations in Molecules and Solids*, 2<sup>nd</sup> Edition, Springer Verlag, Berlin Heidelberg New York (1995).
  - [7] C. A. King and G. G. Lonzarich, Physica B **171**, 161 (1991).
  - [8] C. Gröber and R. Eder, Phys. Rev. B. **57**, R12659 (1998).
  - [9] K. Tsutsui, Y. Ohta, R. Eder, S. Maekawa, and E. Dagotto, Phys. Rev. Lett. **76**, 279 (1996).
  - [10] R. Eder, O. Stoica, and G. A. Sawatzky, Phys. Rev. B. **55**, 6109 (1997); R. Eder, O. Rogojuanu, and G. A. Sawatzky, Phys. Rev. B. **58**, 7599 (1998).
  - [11] S. Moukouri and L. G. Caron, Phys. Rev. B. **52**, 15723 (1995).
  - [12] O. Gunnarson and K. Schönhammer, Phys. Rev. B. **28**, 4315 (1983).