



# QUANTUM DOT LATTICE EMBEDDED IN AN ORGANIC MEDIUM:HYBRID EXCITON STATE AND OPTICAL RESPONSE

**Nguyen Que Huong and Joseph L. Birman**

Physics Department, The City College, CUNY  
Convent Ave. at 138 St, New York, NY 10031, USA

July 2, 2019

## **Abstract**

We investigate a new hybrid exciton state which arises when a regular array of semiconductor quantum dots is placed in an molecular organic medium. The new eigenstate arises owing to strong dipole - dipole coupling of the Wannier-Mott transfer excitons of the dots, and the Frenkel excitons of the organic molecules. The new state has a large oscillator strength (Frenkel-like) and a large exciton - Bohr radius (Wannier-like). We examine the dependence of linear and non-linear optical responses upon dot radius and interdot separation and we find that strong enhancement can occur. Numerical estimates are made for ZnSe dots in a typical organic host.

PACS numbers: 73.20.Dx, 78.60.J, 42.65, 71.35

## **I.Introduction.**

Currently, semiconductor systems of reduced dimensionality have been studied experimentally as well as theoretically with much interest [1-4 ]. Because of confinement effects, low-dimensional semiconductor structures such as quantum wells, quantum wires and quantum dots provide many surprisingly interesting properties that have never been observed in bulk materials. In this respect, quantum dots with three-dimensionally confined structures are very interesting and very attractive. The electronic structure and optical properties of quantum dots were shown to depend sensitively on the size of these zero-dimensional nanocrystals [1,3,4 ].

The oscillator strength of optical transitions in quantum dots is very large in comparison with the bulk, and it increases with the size of crystallites as a result of the confinement effect on the exciton energy levels [5,6]. This means that there is some optimum size of dots, where the optical nonlinearity has the maximum value. The array of quantum dots may help to overcome this limitation [6] since when there is a distribution of many nanocrystals together each with large oscillator strength, their mutual interaction through the electromagnetic field will provide new optical properties that are totally different from the sum of properties of single samples. Because of this interaction, we can assume that the excitons inside the quantum dots are not localized in each dot, but can propagate through the lattice as the Frenkel exciton via the mechanism of exciton transfer energy [6]. Hence we expect it will give a very large oscillator strength and very large nonlinearity.

With the quick development of technology, recently there have been a lot of attempts to prepare systems of organic and inorganic (semiconductor) nanostructures. The possibilities of using organic materials in growing semiconductor heterostructures leads us to the expectation of having some system with new unique physical properties. Thus, it has been noted that a new type of excitonic state could be observed by using the mixing of Wannier-Mott and Frenkel excitons. In [8,9,11] the authors proposed a structure of layers with organic-inorganic quantum wells, parallel organic-inorganic

quantum wires, where the Wannier and Frenkel excitons in neighboring layers interact with each other to form a new type of exciton, which has both the very large oscillator strength of the Frenkel exciton, and a high polarizability in an external field of a Wannier exciton. Recently, in [10] the interesting model of a hybrid exciton where a single semiconductor quantum dot is put into an organic medium was also proposed and the strong enhancement of the non-linearity is found for the weak confinement regime in the limit of dot radius  $R_D \gg a_B$  (exciton Bohr-radius).

We note that when an array of semiconductor quantum dots is placed in a medium of organic material, there will be the transfer process of excitons between dots [6], and then due to the interaction of this exciton propagation with the medium in the system some kind of new hybrid exciton state will appear. This hybrid exciton, which is the mixed state of the transfer exciton and the Frenkel exciton of the medium at resonance, also has a large exciton radius (because of the large Wannier-Mott exciton radius) and large oscillator strength (because of the large oscillator strengths of the both Frenkel and transfer Wannier-Mott excitons), and so, we expect a very large nonlinearity. Because of the exciton transfer process, here we do not need the weak confinement regime like the case with the single quantum dot embedded in the organic medium [10]. There we may lose the confinement effect of the dots, its strong oscillator strength and its non-linearity and may face some problems of the homogeneous broadening when the spectrum changes from the discrete level scheme of confinement regime to the quasi-continuous level scheme when the radius of the dot becomes too large [5,6]. By contrast with the array of small dots embedded in organic medium, the hybrid exciton will have the larger oscillator strength and larger non-linearity due to the contribution of both the Frenkel and the Wannier-Mott transfer excitons.

At this stage of semiconductor technology, when the semiconductor dot grown in an organic medium was achieved, we believe that it is realistic to prepare this semiconductor quantum dot array embedded in an organic medium system and thus, to have very large optical nonlinearity in such systems. In the present work we investigate

theoretically the dependence of the optical response on details of dots and molecules.

## II. The Model.

We consider a three dimensional array of semiconductor quantum dots placed into some organic material as a host medium.

The total Hamiltonian of the system is written as follows:

$$\begin{aligned}
H = & \sum_{n,l} E_{nl}^W(k) a_{nl}^+ a_{nl} + \sum_{k,m} E_m^F(k) b_{km}^+ b_{km} \\
& + \sum_{mlnk} g_{nlm}(k) (a_{nl}^+ b_{km} + a_{nl} b_{km}^+) + \sum_{nn' ll'} t_{nn' ll'} (a_{nl}^+ a_{n' l'} + h.c.) \quad (1)
\end{aligned}$$

where  $a_{nl}^+$ , ( $a_{nl}$ ) are creation (annihilation) operators of Wannier excitons in quantum dots. Index  $l$  labels the exciton states and  $n$  indicates the sites of the dot in the dot lattice. Here we assume that the dots are distributed on sites of a three-dimensional lattice with the position  $n = (i, j, h)$  of each site in  $(x, y, z)$  coordinates, where the distance between the sites (the "lattice" constant) equals  $d$ . The total number of dots in the array is  $N_x \cdot N_y \cdot N_z$ , where  $N_x, N_y, N_z$  are the numbers of sites in each direction.  $b_{km}^+$ , ( $b_{km}$ ) are creation (annihilation) operators for the Frenkel exciton in the organic medium with wave vector  $k$  in the  $m^{th}$ -exciton state.  $E_{nl}^W$  and  $E_{km}^F$  are the excitation energies of excitons in the dots and the Frenkel exciton in the medium, respectively.  $g_{nlm}(k)$  is the coupling constant of Wannier and Frenkel excitons, and  $t_{nn' ll'}$  is the hopping constant between excitons in dots. Here we assume only nearest dots interact with each other, so  $n' = n \pm 1$ .

The Hamiltonian (1) consists of three parts: the free excitons of two kinds, the coupling of excitons inside the dots and the medium, and the hopping of excitons between the dots. The hopping constant  $t'_{nn' ll'}$ , in general, is different in different directions because of the polarization direction. Let us suppose the hopping constants for the nearest dots in  $x, y, z$  direction are  $t_x, t_y, t_z$ , respectively. Then we have for the

hopping term:

$$H_{hop} = \sum_{l'l} \sum_{ijh} (t_x a_{i+1,j,h;l}^+ a_{i,j,h;l'} + t_y a_{i,j+1,h;l}^+ a_{i,j,h;l'} + t_z a_{i,j,h+1;l}^+ a_{i,j,h;l'} + h.c.) \quad (2)$$

Changing to k-space using the Fourier transformation:

$$a_{ijh;l}^+ = \sum_{k_x, k_y, k_z} [\exp i(n_i k_x d + n_j k_y d + n_h k_z d)] a_{k_x, k_y, k_z;l}^+ \quad (3)$$

Here  $d$  is the distance between dots,  $\mathbf{k} = \{k_x, k_y, k_z\}$  is the wave vector of excitons in the coupled dots. Then we get the total Hamiltonian (1) as:

$$\begin{aligned} H = & \sum_l E_l^W(k) a_{lk}^+ a_{lk} + 2 \sum_l \sum_{k_x, k_y, k_z, l} (N_x t_x \cos k_x d + N_y t_y \cos k_y d + N_z t_z \cos k_z d) a_{lk}^+ a_{lk} \\ & + \sum_m E_m^F(k) b_{km}^+ b_{km} + \sum_{mlk} G_{lm}(k) (a_{kl}^+ b_{km} + a_{kl} b_{km}^+) \end{aligned} \quad (4)$$

Here  $G_{lm}(k)$  is the Fourier transform of the dot-medium coupling constant  $g_{nlm}$  in  $\mathbf{k}$  vector-space

$$g_{nlm} = \sum_{\mathbf{k}} [\exp i(n_i k_x d + n_j k_y d + n_h k_z d)] G_{lm}(k). \quad (5)$$

For the Wannier excitons confined to a dot, or quantum sphere, the oscillator strengths are concentrated mainly on the low excited states. So, with no loss of generality, in order to simplify we will consider only the interaction of the lowest states of excitons; we assume that the difference between the energy levels  $E^F$  and  $E^W$  are much smaller than the distance to other bands. Also for simplicity, let us suppose we have a simple cubic array of dots, i.e.  $N_x = N_y = N_z = N$  ( the number of dots is equal  $N^3$ ). For  $kd$  small, the total Hamiltonian (4) can be written as:

$$\begin{aligned} H = & \sum_k \{E^W + 2N(t_x + t_y + t_z) - Nd^2(t_x k_x^2 + t_y k_y^2 + t_z k_z^2)\} a_k^+ a_k \\ & + \sum_k E^F(k) b_k^+ b_k + \sum_k G(k) (a_k^+ b_k + a_k b_k^+) \end{aligned} \quad (6)$$

(6) describes the system of Wannier excitons and Frenkel excitons, interacting with each other. Besides the exciton energy in single quantum dots, the energy of the Wannier

exciton in the quantum dot array also includes the large transfer energy between two nearest quantum dots in the array.

In the infinite confinement approximation[1,4], the exciton wave functions disappear at the boundary of dots, and the energy of the Wannier exciton in the spherical quantum dot has discrete values according to the zeros of the Bessel's function. The energy for the Wannier exciton with quantum number  $\{n, l\}$  is  $E_{nl}^W(k) = E_g - E_{ext}^b + \frac{\hbar^2 \gamma_{nl}^2}{2mR^2}$ , where  $E_g$  is the band gap,  $E_{ext}^b$  is the exciton binding energy, and  $\gamma_{nl}$  is the n-th zero of the spherical Bessel function of l-order  $J_l(x)$ , which depends on the size of the dot radius  $R$ .

For the Wannier exciton state with  $l = 0$  the energy will have the following form:

$$E_n^W = E_g - E_{ext}^b + \frac{\hbar^2 n^2 \pi^2}{2mR^2} \quad (7)$$

Here  $m$  is the effective mass of the electron and the hole. We will consider only the lowest state of the Wannier excitons with  $n = 1$ .

We notice that because of the confinement effect, the energy and the state of one quantum dot cannot be described by the wave vector. But the energy and the state of the transfer exciton in the quantum dot array does have the  $k$ -vector dependence and we will need to include the dispersion relation for the energy of this transfer exciton. This energy strongly depends on the value of the hopping constant  $t$  and the direction of the polarization vector of the exciton, which we will investigate in the next sections. So in our model the semiconductor quantum dot array embedded in an organic medium can be interpreted as follows: the Wannier excitons in quantum dots interact with each other to form some kind of transfer exciton propagating through the lattice. This transfer exciton in its turn is coupled in resonance with the Frenkel excitons in the organic medium to form an hybrid organic-inorganic exciton state. We use the Bogoliubov diagonalization to find the new operator:

$$\alpha_k = u(k)a_k + v(k)b_k \quad (8)$$

Hence the new hybrid excited state has been written in the form:

$$|\Psi(k)\rangle = u(k)|\Psi^W(k)\rangle + v(k)|\Psi^F(k)\rangle \quad (9)$$

where  $\Psi^W(k)$  and  $\Psi^F(k)$  are wave functions of the Wannier exciton in dot array and Frenkel excitons in medium, respectively, and

$$\begin{aligned} u(k) &= \frac{G(k)}{\{[E^F(k) - E_{tr}^W(k)]^2 + G^2(k)\}^{1/2}} \\ v(k) &= \frac{E^F(k) - E_{tr}^W(k)}{\{(E^F(k) - E_{tr}^W(k))^2 + G^2(k)\}^{1/2}} \end{aligned} \quad (10)$$

where  $E_{tr}^W(k)$  is the transfer energy of the Wannier exciton of the semiconductor dot array:

$$E_{tr}^W(k) = E^W + 2N \sum_i t_i - Nd^2 \sum_i t_i k_i^2, \quad (11)$$

where  $i = \{x, y, z\}$ .

In term of the operators  $\alpha_k, \alpha_k^+$ , the Hamiltonian in equation (6) can be written:

$$H' = \sum_k E(k) \alpha_k^+ \alpha_k \quad (12)$$

with the energy  $E(k)$  of the hybrid state given by the following dispersion relation:

$$E(k) = 1/2\{E^F(k) + E_{tr}^W(k)\} \pm 1/2\{[E^F(k) - E_{tr}^W(k)]^2 + 4G^2(k)\}^{1/2} \quad (13)$$

Due to the weak dependence of the Frenkel exciton energy upon the  $k$ - vector, the Frenkel exciton energy may be taken independent of the wave vector  $k$ ,  $E^F(k) = E^F(0)$ . We can see from (13) that the existence of the array of dots, which results in the appearance of the transfer exciton energy  $E_{tr}^W(k)$ , enhances the coupling at resonance between these two kinds of exciton. The coupling will be strong when  $E^F(k)$  and  $E_{tr}^W(k)$  are in resonance. The dependence of the transfer exciton energy on the number of quantum dots in the array allows the changing the region of the resonance and



also the optical properties of the hybrid exciton. So, the resonance coupling behavior depends strongly on the hopping coefficient  $t(k)$  and the hybridization coefficient  $G(k)$ , which we will investigate in the next sections.

### III. Hopping coefficient $t(k)$

The hopping coefficient  $t(k)$  is in fact the transfer energy between two nearest dots in the dot array and plays an important role in the process occurring when a dot array is placed in an organic medium. The transfer energy is estimated as the electrostatic dipole-dipole interaction between two excitons in dots. Due to the existence of "confined" excitons, each dot has its transition dipole moment, which will interact with another when the distance between dots is comparable to the dot radius. As mentioned above, for one isolated quantum dot the oscillator strength is concentrated mainly on the low excited states and so we assume that only the transition dipole moment to the lowest excited states are involved in the interaction for an array. This multipolar interaction is intrinsically strongly short-range, and dependent upon the distance between dots, so we use here the nearest neighbor approximation.

Now consider the electrostatic interaction between two spherical quantum dots:

$$t(k, R, d) = \langle W_i(k) | H_{d-d} | W_j(k) \rangle \quad (14)$$

where  $W_i(k), W_j(k)$  are the exciton wave functions in two dots

$$|W_i(k)\rangle = \frac{1}{V_0} \int \phi(\vec{r}_i^{eh}) \varphi(\vec{r}_i) e^{i\vec{k}(\vec{r}_{ei} + \vec{r}_{hi})/2} \Psi_e^+(\vec{r}_{ei}) \Psi_h^+(\vec{r}_{hi}) d\vec{r}_{ei} d\vec{r}_{hi} |0\rangle \quad (15)$$

where  $\phi(\vec{r}_i^{eh})$  is the relative electron-hole motion function,  $\vec{r}_i^{eh} = \vec{r}_{ei} - \vec{r}_{hi}$ ,  $\varphi(\vec{r})$  is exciton envelope function,  $\vec{r}_{ei}, (\vec{r}_{hi}), \psi_e^+(\vec{r}_{ei}), (\psi_h^+(\vec{r}_{hi}))$  are the coordinates and creation operators of electron (hole) in the dot, respectively.  $V_0$  is the spherical dot's volume.

The envelope function for the exciton inside a spherical dot depends on the radius of the dot and has the form [1,4]:

$$\varphi(\vec{r}_i)_{nlm} = Y_{lm}(\theta_i, \phi_i) \frac{2^{1/2}}{R^{3/2}} \frac{J_{nl}(\gamma_{nl} \frac{r_i}{R})}{J_{l+1}(\gamma_{nl})} \quad (16)$$

$r_{eh}$  - electron-hole relative coordinate and  $r$  - center of mass coordinate of the exciton.  $H_{d-d}$  is the interaction Hamiltonian between two dipole moments in these two dots. In reality, there must be multipolar interaction. But the higher order interaction will decrease very rapidly with the distance, so we can use the approximation with only the ordinary dipole-dipole interaction form.

$$H_{d-d} = \frac{-3(\vec{p}_1 \cdot \hat{n}_{12})(\vec{p}_2 \cdot \hat{n}_{12}) + (\vec{p}_1 \cdot \vec{p}_2)}{r_{12}^3} \quad (17)$$

where  $\vec{p}_1$  and  $\vec{p}_2$  are dipole moment operators of excitons in two neighboring dots with the separation distance  $d$ .  $\hat{n}_{12}$  is the unit vector directed to the straight line connecting two excitons, which due to small dot radius we can approximately treat as the one directed to the line connecting two dot centers.  $r_{12}$  is the distance between two excitons. Putting (14) - (16) into (13) and taking the integrals, with some approximation we obtain for the hopping coefficient between two spherical quantum dots:

$$t(k, R, d) = \phi_{ns}(0)^2 f_{ns} \{ (\vec{\mu}_1^w \cdot \vec{\mu}_2^w) - 3(\vec{\mu}_1^w \cdot \hat{n}_{12})(\vec{\mu}_2^w \cdot \hat{n}_{12}) \} \quad (18)$$

$\phi_{nl}(r)$  is the quantum dot exciton envelope function,  $\vec{\mu}_{1,2}^w$  are transtion dipole moment to the excited state ( $n, l = 0, m = 0$ ) for the quantum dot spheres 1 and 2, respectively,  $f_{ns}$  is the integral:

$$f_{ns} = \int \varphi(\vec{r})_{ns} d^3r \int \frac{\varphi(\vec{r}')_{ns}}{|d + r + r'|^3} d^3r' \quad (19)$$

The integrals are taken over the volume of the two dots.

Assume that the quantum dots are identical and that processes occuring in each of the dots are the same, so the exciton polarization in the dots are equal and have the same direction. For the exciton polarization parallel to the direction connecting two dot centers:

$$t_{\parallel} = -\phi_{ns}(0)^2 f_{ns} 2(\mu^w)^2 \quad (20)$$

For the exciton polarization perpendicular to the direction connecting two dot centers

the hopping coefficient is equal to:

$$t_{\perp} = \phi_{ns}(0)^2 f_{ns}(\mu^w)^2 \quad (21)$$

We see that the transfer energy depends strongly on the polarization of excitons.

For the transition dipole moment to the excited state ( $n, l = 0, m = 0$ ) of the spherical quantum dot we have:

$$\mu^w = \frac{(2)^{3/2}}{n\pi} \phi_{1s}(0) p_{cv} R^{3/2} \quad (22)$$

and

$$\phi_{1s}(r) = \frac{1}{(a_B^3 \pi)^{1/2}} e^{-r/a_B} \quad (23)$$

where  $a_B$  is the Bohr radius of excitons. The hopping coefficient  $t$  depends on  $R/d$ , so we can change the dot separation  $d$  with respect to dot radius  $R$  in order to determine the optimum  $t$ .

#### IV. Hybridization parameter $G(k)$

The organic medium is described as a lattice with organic molecules occupying every sites. The Frenkel exciton can move between the sites. Because of the small lattice constant, the organic molecular lattice can be considered as a microscopic size lattice in comparison with the macroscopic size of the dot lattice. The organic lattice constant is of order  $5\text{\AA}$ , while the dot radius is about  $30\text{-}100\text{\AA}$  and the dot lattice constant is usually around  $60\text{-}500\text{\AA}$ . The resonance coupling of Frenkel excitons in the medium and Wannier excitons in the dot array is determined by the interaction parameter

$$G(k) = \langle F, k | H_{int} | W, k \rangle \quad (24)$$

where the interaction Hamiltonian is taken similarly to [8,10,11]

$$H_{int} = - \sum_n E(r_n) P(r_n) \quad (25)$$

Here  $E(r_n)$  is the operator of the electric field created at point  $r$  in the organic medium by the excitons in quantum dots,  $P(r_n)$  is the transition polarization operator of the Frenkel exciton at molecular site  $r_n$  of the organic medium.

If the dielectric constant of the semiconductor dots is  $\epsilon_1$ , and of the medium is  $\epsilon_2$ , the field at some point  $r_n$  outside of the dot, created by the exciton in the dot located at  $r$  is:

$$E(r - r_n) = \frac{3\epsilon_1}{2\epsilon_2 + \epsilon_1} \frac{3\hat{n} \cos \theta - \hat{\mu}}{(r - r_n)^3} \mu^D (\hat{a}_{nl}^+(r) + \hat{a}_{nl}(r)) \quad (26)$$

$P(r_n)$  is the polarization operator of the Frenkel exciton at molecular site  $r_n$ ,

$$P(r_n) = \vec{\mu}^F (\hat{b}_n^+ + \hat{b}_n) \quad (27)$$

$\vec{\mu}^F$  is the optical transition dipole moment of organic molecule. The Frenkel exciton wave function is written in the form:

$$F(k) = \frac{1}{N_F^{1/2}} \sum_n e^{ikr_n} \chi_s^f(r_n) b_n^+ |0\rangle \quad (28)$$

$\varphi_s(r_n)$  is excited state of molecule at site  $r_n$ . Putting (25) - (28) into (24), we have the expression for the hybridization coefficient of the semiconductor quantum dot and the organic medium

$$G(k) = \frac{3\epsilon_1}{2\epsilon_2 + \epsilon_1} \frac{\pi}{2} \frac{\sin \theta}{(N_F)^{1/2}} \mu^F \mu^w \phi_{ns}(0) D_{ns}(k) \quad (29)$$

where  $\theta$  is the angle between exciton transition dipole moments of the quantum dot and the organic molecule,

$$D_{ns}(k) = \int_{Medium} e^{ikr'} \chi_{ns}^f(r') d^3r' \int_{Dot} \frac{\varphi_{nlm}(r)}{r|r - r'|^3} d^3r \quad (30)$$

The first integral is taken over the dot and the second one is taken over the volume of the whole medium.

For illustration the numerical calculation was done for some samples. Fig.1 and Fig.2 shows the hybrid exciton dispersion curves plotted for ZnSe dots embedded in

a standard organic material. The parameters taken as  $E^F(0) - E^W(0) = 5meV$ ,  $a_B = 30\text{\AA}$ ,  $\mu^F = 5D$ ,  $N = 5$ . In Fig 1 two branches of the hybrid exciton are plotted for an array of dots with radius  $R = 50\text{\AA}$ , and the dot lattice constant  $d = 200\text{\AA}$ . In Fig 2 the dispersion curves of different dot arrays with the same dot radius and different dot spacing are compared. It shows that the smaller the radius of the dots and the closer they are placed, the bigger the hybrid effect.

### V. Non - Linear Optical Response.

As already noted in [6] and can be seen from (11), the Wannier transfer exciton has rather small translational mass, which depends on the hopping constant and the number of dots. This small translational mass is a reason for a large coherence length, which is related to the homogeneous linewidth of the excitonic transition. In turn, this leads to the large figure of merit of the exciton, and, associated with it, the large exciton resonance oscillator strength and nonlinearity [6].

In the region of strong mixing, the oscillator strength of the hybrid exciton is determined as:

$$f(\vec{k}) = |u(\vec{k})|^2 f^F + |v(\vec{k})|^2 f^W \quad (31)$$

Both components, the transfer Wannier and the Frenkel excitons, give contributions to the oscillator strength of the hybrid exciton. Due to the confinement effect of the single dot as well as the translational exciton process between dots in the array, the Wannier transfer exciton oscillator strength may achieve the value comparable to the one of the Frenkel exciton, which is very big due to their small exciton radius and small molecular lattice constant. So, the location of many semiconductor dots in an organic medium leads to a large oscillator strength of the hybrid exciton. Being the superposition of Frenkel and Wannier exciton states, at resonance the hybrid exciton can gain very large oscillator strength and so, very large nonlinear optical coefficients from the both kind of excitons can be expected.

In the presence of an electric field, the third-order susceptibility can be calculated

using the perturbation theory [6,7,12]. Introduce the decay constant  $\gamma$  and note that the two-body interaction is not necessary between the excitons in one dot, but may be considered to arise from the interaction of excitons between the excitons in different dots. Considering only the resonance case and neglecting contributions from the other nonresonance levels we have approximately the result for the lowest optical nonlinearity of the hybrid excitons:

$$\chi^3(w) \approx \left\{ \frac{2\mu_F^4 N_F^2 v^4}{V} + \frac{(2\sqrt{2})^6}{V} \left( \frac{2Ntd^2}{\Gamma_h} \right)^{3/2} \left( \frac{R}{d} \right)^6 \phi_{1s}^4(0) p_{cv}^4 u^4 \right\} \times \left\{ \frac{1}{(w - \tilde{w} + i\gamma_\perp)^2 (w - \tilde{w} - i\gamma_\parallel)} \right\} \quad (32)$$

$N^F$  is the number of organic molecules in the medium, which is equal to  $V/(4/3\pi a_{org}^3)$ .  $\hbar\tilde{w}$  is the lowest excitation energy of the hybrid exciton.  $\Gamma_h$  is the linewidth of the exciton and  $\gamma_\perp, \gamma_\parallel$  are the transverse and longitudinal relaxation constant of the excitonic transition, respectively.

The value of  $\chi^3(w)$  in (32) at resonance may be very large. By changing the number of dots and other parameters of the array, the contribution of the Wannier transfer exciton may become as large as the contribution of the Frenkel exciton part.

Here we present some of numerical results for ZnSe dots.

In Fig. 3 the third-order nonlinear susceptibility of ZnSe quantum dot lattice embedded in an organic material was plotted for several different dot radii and dot spacings. We use here the following typical parameters of organic and semiconductor materials:  $v^F = 100\text{\AA}$ ,  $a_{org} = 5\text{\AA}$ ,  $\mu^F = 5D$ ,  $a_{1B} = 30\text{\AA}$ ,  $E^F(0) - E^W(0) = 5meV$ . We see that at resonance, e.g. where the hybridization is strongest, we have very high peak of nonlinear susceptibility with the enhancement of about 5 order in comparison with that of the exciton. The nonlinear coefficient is larger for smaller dots and closer spacing between them.

### Summary.

In summary, we presented here the possibility of having the systems which offer a

strong resonance coupling of Frenkel and Wannier excitons to obtain an hybrid exciton state with the special properties of both kinds of exciton, i.e. having the large exciton radius as well as large oscillator strength. In addition, we can control the expected resonance parameters by changing the number of dots, their radius, the distance between them, and the dot radius and dot separation relation. We need to mention that Dr. D. Norris suggested the system with randomness - the disorder distribution of dots, which is very interesting and important. We are investigating this.

We are grateful to Professor V. M. Agranovich and Dr. D. Norris for useful discussion.

## REFERENCES

1. L. Brus , "Semiconductor Colloid: Individual Nanocrystals, Opal and Porous Silicon" (preprint).  
L. E. Brus, J. Chem. Phys. **80**,4403(1982).
2. J. J. Shiang, A. V. Kadavanich, R. K. Grubbs and A. P. Alivisatos, J. Phys. Chem. **99**, 17417 (1995).
3. D. J. Norris, A. Sacra, C. B. Murray, M. G. Bawendi, Phys. Rev. Lett. **72**, 2612 (1994), Phys. Rev. B **53**, 16338 (1994).
4. A. L. Efros, M. Rosen, M. Kuno, M. Nirmal, D. J. Norris, M. Bawendi, Phys. Rev. B **54**, 4883 (1996).  
M. Nirmal, D. J. Norris, M. Kuno, M. G. Bawendi, A. L. Efros, M. Rosen, Phys. Rev. Lett. **75**, 3728 (1995)  
A. L. Efros and A. V. Rodina, Phys. Rev. B **47**, 10005 (1993). A. L. Efros, Phys. Rev. B **46**, 7448 (1992).
5. E. Hanamura, Phys. Rev. B **37**, 1273 (1988).
6. T. Takagahara, Solid State Comm., **78**, No. 4, 279 (1991); Surface Science **267**, 310 (1992).  
T. Takagahara and E. Hanamura, Phys. Rev. Lett. **56**, 2533 (1986).
7. S. Schmitt-Rink, D. A. B. Miller and D. S. Chemla, Phys. Rev. B **35**, 8113 (1987).  
L. Banyai, Y. Z. Hu, M. Lindberg, S. W. Koch, Phys. Rev. B **38**, 8142 (1988).
8. V. Agranovich, Solid State Comm. **92**, 295 (1994).
9. V. I. Yudson, P. Reineker, V. M. Agranovich, Phys. Rev. B, **52**, R5543 (1995).
10. A. Engelmann, V. I. Yudson, P. Reineker, Phys. Rev. B, **57**, 1784 (1998).
11. V. M. Agranovich, D. M. Basko, G. C. La Rocca, F. Bassani, J. Phys. Condens. Matter **10**, 9369 (1998).



12. Karl W. Boer, "Survey of Semiconductor Physics: Electron and other Particles in Bulk Semiconductors", Van Nostrand Reinhold, New York 1990.
13. T. S. Moss, Handbook on semiconductors, vol.1,p. 23, North-Holland Publishing Company, Amsterdam-NewYork-Oxford 1982.
14. S.Mukamel, Principle of Nonlinear Optical Spectroscopy, Oxford University Press, New York-Oxford 1995.

## FIGURE CAPTIONS

**Fig.1.**Hybrid Exciton Dispersion calculated for ZnSe dots placed in an organic material. The dispersion curve is plotted for dot radius  $R = 50A$  and dot spacing  $d = 200A$ . Dashed lines represent the energies of the Frenkel exciton of organic material and the Wannier-Mott transfer exciton of the dots.

**Fig.2.**Dispersion Curves of the Hybrid Exciton for different dot arrays: The case (1) is for the array with  $R = 50A, d = 200A$  and (2) for the array with  $R = 50A, d = 150A$ .The hybrid effect is stronger when the dots are smaller and placed closer.

**Fig.3.**Third-order nonlinear susceptibility for the hybrid exciton state of ZnSe dots in organic material.Very high peak is received at the resonance.

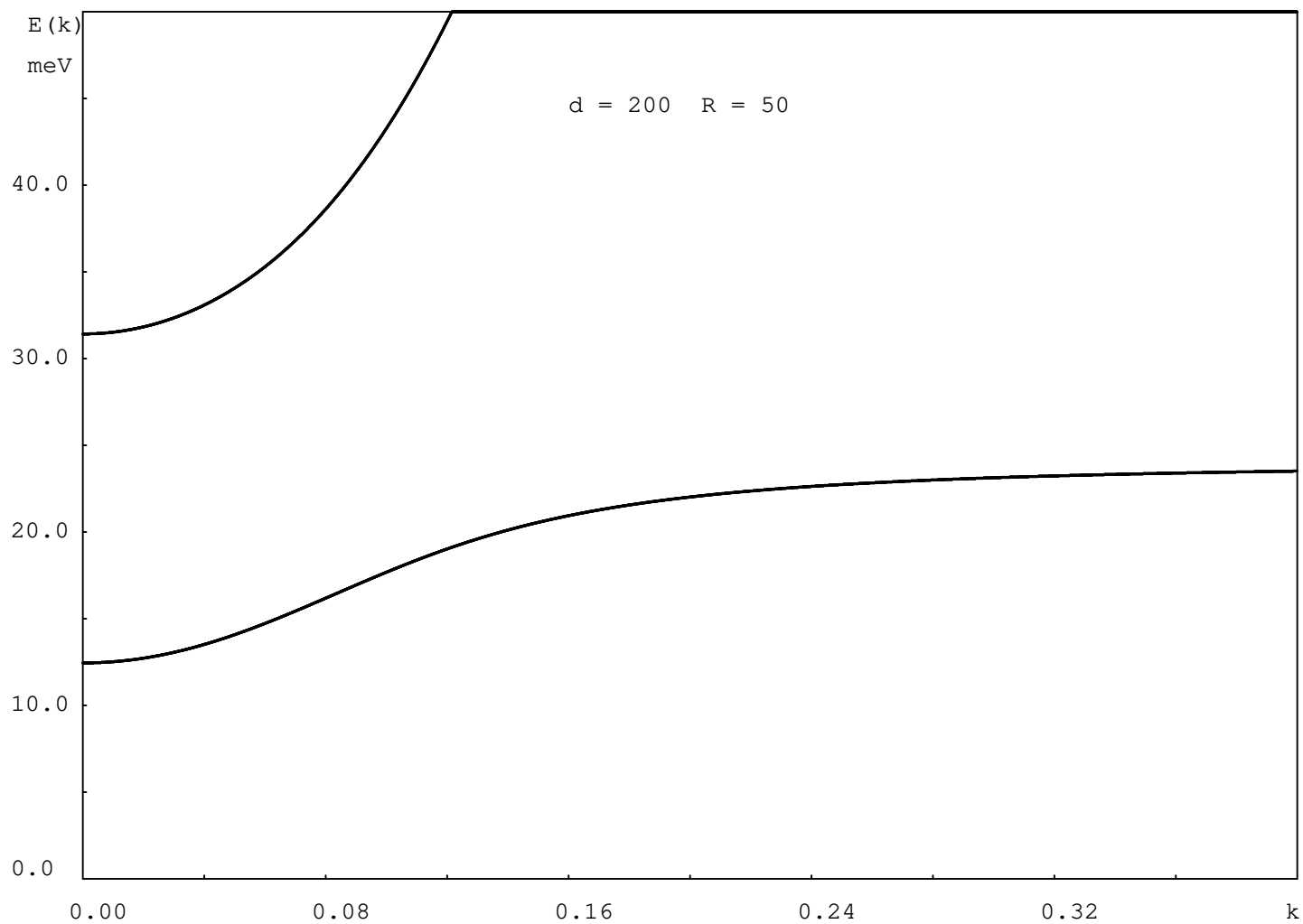


Fig.1

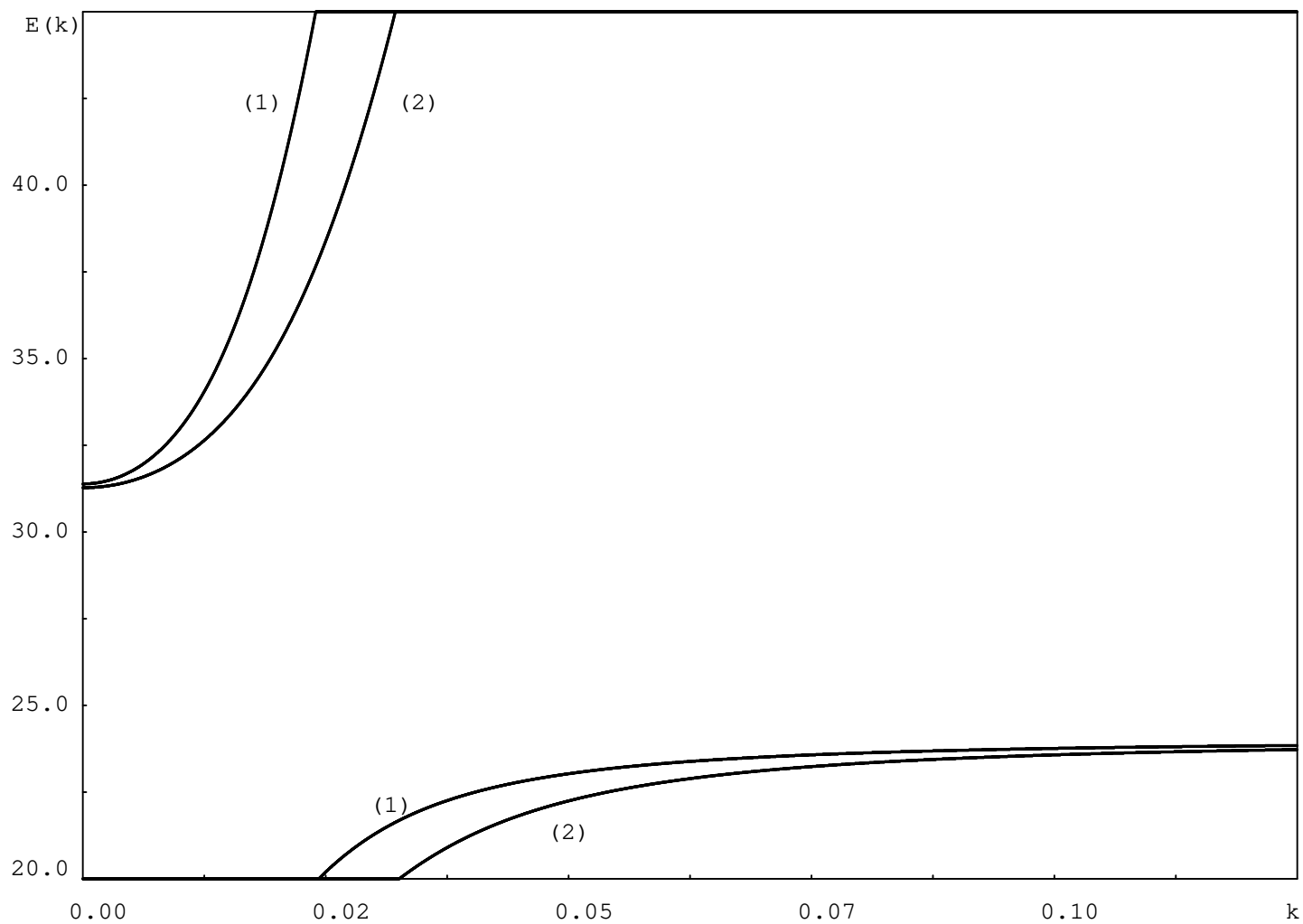


Fig.2

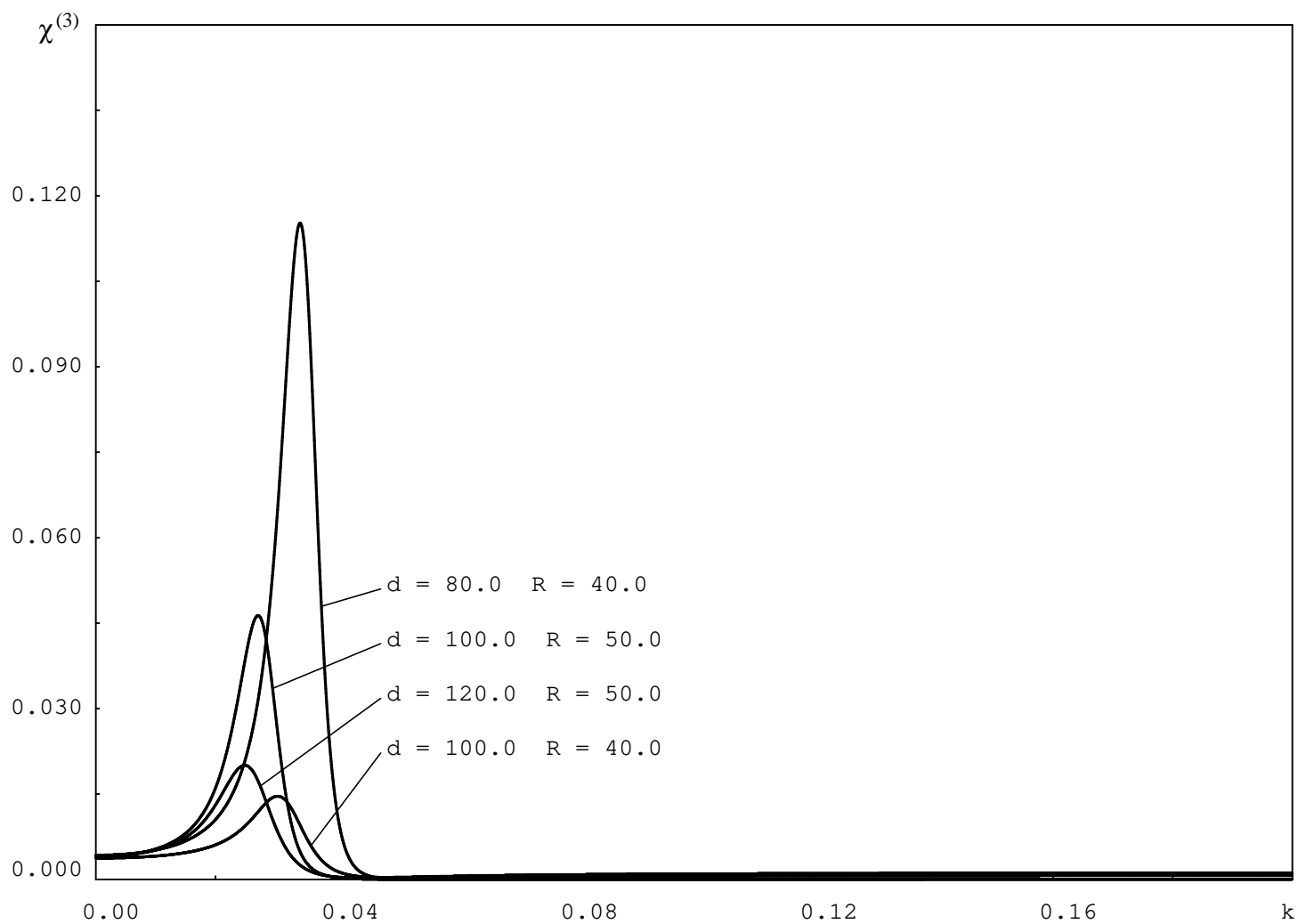


Fig.3