

Holon Pair Condensation and Phase Diagram of High T_c Cuprates

T.-H. Gimm*, S.-S. Lee†, S.-P. Hong‡, and S.-H. Suck Salk§
Department of Physics, Pohang University of Science and Technology
Pohang 790-784, Korea
 (December 7, 1998)

A possibility of holon (boson) pair condensation is explored for hole doped high T_c cuprates, by using the U(1) slave-boson representation of the t - J Hamiltonian with the inclusion of hole-hole repulsion. A phase diagram of the hole doped high T_c cuprates is deduced by allowing both the holon pairing and spinon pairing. It is shown that the spin gap size remains nearly unchanged below the holon pair condensation temperature. We find that the s -wave holon pairing under the condition of d -wave singlet pairing is preferred, thus allowing d -wave hole pairing.

I. INTRODUCTION

It is believed that the high T_c superconductivity arises as a result of Bose condensation of doped holes. It is still an unresolved problem to predict a satisfactory phase diagram of involving the bose condensation of the doped holes and the normal state pseudogap. The normal state pseudogap has been observed in various experiments [1–10]: NMR [1,2], neutron scattering [3], c -axis optical conductivity [4,5], heat capacity [6], in-plane resistivity [7,8] and photoemission [9,10]. A universal dependence of superconducting critical temperature T_c on hole doping rate is observed for various high T_c cuprates, by manifesting a smooth increase of T_c up to the optimal doping rate and a decrease of T_c beyond it. This observation is well fit by a universal relation, $T_c/T_c^{\max} = 1 - 82.6(x - 0.16)^2$ where T_c^{\max} is the maximum critical temperature at the optimal doping rate of $x = 0.16$ [11].

Based on the t - J model Hamiltonian, the normal state pseudogap is regarded as the spin gap [12–18]. Earlier superconductivity in the underdoped cuprates was understood as a simultaneous presence of the spin gap and single boson (holon) condensation [13–18]. Recently an SU(2) slave-boson theory of the t - J model Hamiltonian was proposed to allow symmetry at both half filling and finite doping [19,20]. In this theory [19] single boson (holon) condensation can be either completely destroyed or reduced due to a low lying fluctuation (soft mode) in association with the SU(2) rotation, and thus boson (holon) pair condensation is suggested [20]. Earlier various preformed-pair scenarios [21–23] were proposed. In one of the scenarios [22], the preformed pairs become locally available below the pseudogap temperature, and the critical temperature of superconductivity is determined by phase ordering of the preformed pairs. On the other hand, numerical calculations [24–27] have been made to study the paring of doped holes in the t - J clusters and t - J ladder systems. A recent study for doped t - J three-leg ladders [28] revealed hole pairing due to the coupling of a Luttinger liquid to the insulating or doped spin liquid. In view of great interest in the role of doped holes for high T_c superconductivity, we investigate a possibility of boson pair condensation by introducing a modified t - J

Hamiltonian and derive a phase diagram in the plane of temperature vs. hole doping rate.

II. MEAN FIELD HAMILTONIAN AND FREE ENERGY FROM A MODIFIED t - J HAMILTONIAN IN THE SLAVE-BOSON REPRESENTATION

A necessity of introducing the electrostatic hole-hole repulsion is stressed in recent numerical studies of a spin ladder system [27,29]. In order to account for a reasonable hole pair binding a large value of Coulomb repulsion energy V between two nearest neighbor (NN) holes was needed, i.e., $V = e^2/(\epsilon_\infty c_0) = 0.1\text{eV}$ [27] with $c_0 \simeq 3.8\text{\AA}$, the lattice constant and $\epsilon_\infty = 30 \sim 40$, the dielectric constant [30]. Ignoring this repulsion energy, the bound state of the hole pairs was found to be excessively robust [29].

In the local U(1) symmetry conserving slave-boson representation, we write the full t - J Hamiltonian of the two dimensional systems of antiferromagnetically correlated electrons by including a hole-hole repulsion term,

$$H = -t \sum_{\langle i,j \rangle \sigma} (f_{i\sigma}^\dagger b_i b_j^\dagger f_{j\sigma} + h.c.) + J \sum_{\langle i,j \rangle} (\mathbf{S}_i \cdot \mathbf{S}_j - \frac{n_i n_j}{4}) + V \sum_{\langle i,j \rangle} b_i^\dagger b_i b_j^\dagger b_j - \mu_0 \sum_i f_{i\sigma}^\dagger f_{i\sigma} \quad (1)$$

with $\mathbf{S}_i = 1/2 f_{i\sigma}^\dagger \boldsymbol{\sigma}_{\alpha\beta} f_{i\beta}$. Here the local constraint of single occupancy, $\sum_\sigma f_{i\sigma}^\dagger f_{i\sigma} + b_i^\dagger b_i = 1$ is assumed. $f_{i\sigma}^\dagger$ ($f_{i\sigma}$) is the spinon creation (annihilation) operator and b_i^\dagger (b_i), the holon annihilation (creation) operator. The third term represents Coulomb repulsion between holes in the NN sites; according to an experiment [31] the hole-hole repulsion decays rapidly with distance. The second bracketed term above implies that the NN configuration of two holes is energetically more favorable than other possible configurations. This is because the two holes in the NN sites break 7 bonds compared to 8 bonds for other configurations. This is evident from the separate inspection of the two attractive interaction terms, $J\mathbf{S}_i \cdot \mathbf{S}_j$ and $-(J/4)n_i n_j$. For the latter we write,

$$\begin{aligned}
-J \sum_{\langle i,j \rangle} \frac{n_i n_j}{4} &= -\frac{J}{4} \sum_{\langle i,j \rangle} \left\{ 1 - b_i^\dagger b_i - b_j^\dagger b_j + b_i^\dagger b_j^\dagger b_i b_j \right\} \\
&= -\frac{J}{2} \sum_{i\sigma} f_{i\sigma}^\dagger f_{i\sigma} + \frac{J}{2} \sum_i b_i^\dagger b_i - \frac{J}{4} \sum_{\langle i,j \rangle} b_i^\dagger b_j^\dagger b_i b_j. \quad (2)
\end{aligned}$$

where the local constraint of single occupancy is considered. The effective attraction between the NN holes arises from the last term of the equation above.

Applying the Hubbard-Stratonovich transformation

$$\begin{aligned}
H &= \sum_{\langle i,j \rangle} \frac{3J}{8} \left[|\chi_{ji}|^2 + |\Delta_{ji}^f|^2 - \left(\frac{8t}{3J} b_j^\dagger b_i + f_{j\sigma}^\dagger f_{i\sigma} \right) \chi_{ji} - h.c. - (f_{j\uparrow} f_{i\downarrow} - f_{j\downarrow} f_{i\uparrow}) \Delta_{ji}^{f*} - h.c. \right] \\
&+ \frac{8t^2}{3J} \sum_{\langle i,j \rangle} (b_j^\dagger b_i)(b_i^\dagger b_j) - \sum_{\langle i,j \rangle} \left(\frac{J}{4} - V \right) b_i^\dagger b_j^\dagger b_i b_j - (\mu_0 - \frac{1}{4}) \sum_i f_{i\sigma}^\dagger f_{i\sigma} + \frac{J}{2} \sum_i b_i^\dagger b_i \\
&- i \sum_i \lambda_i (f_{i\sigma}^\dagger f_{i\sigma} + b_i^\dagger b_i - 1), \quad (3)
\end{aligned}$$

where a Lagrange multiplier field λ_i is introduced for the local constraint of single occupancy for both the spinon and the holon. The quartic holon term (the second term in Eq. (3) above), $\frac{8t^2}{3J} \sum_{\langle i,j \rangle} (b_j^\dagger b_i)(b_i^\dagger b_j)$ is repulsive [32]. It is important to realize that this term corresponds to

[17] in Eq. (1), both the Heisenberg term and the hopping term are converted into linearized terms involving the hopping order field $\chi_{ji} = \langle 8t/3J b_j^\dagger b_i + f_{j\sigma}^\dagger f_{i\sigma} \rangle$ for the exchange interaction channel and the spinon pairing order field $\Delta_{ji}^f = \langle f_{j\uparrow} f_{i\downarrow} - f_{j\downarrow} f_{i\uparrow} \rangle$ for the pairing channel. Such reduction to the two channels is made by ignoring the direct (Hartree) channel based on the assumption of paramagnetic states for each site, i.e., $\langle \mathbf{S}_i \rangle = 0$ [17]. Thus long-range antiferromagnetic fluctuations are ignored. The resulting effective Hamiltonian is then,

the holon exchange interaction, but not to the direct (forward) interaction nor to the holon pairing interaction.

Thus allowing only the holon exchange channel, we linearize the quartic holon term (the second term in Eq. (3)) as

$$\frac{8t^2}{3J} \sum_{\langle i,j \rangle} (b_j^\dagger b_i)(b_i^\dagger b_j) = \frac{8t^2}{3J} \sum_{\langle i,j \rangle} \left(\langle b_j^\dagger b_i \rangle b_i^\dagger b_j + b_j^\dagger b_i \langle b_i^\dagger b_j \rangle - \langle b_j^\dagger b_i \rangle \langle b_i^\dagger b_j \rangle \right). \quad (4)$$

We decompose the effective holon attractive energy term (the third term in Eq. (3)), that is, $-\sum_{\langle i,j \rangle} (\frac{J}{4} - V) b_i^\dagger b_j^\dagger b_i b_j$ with $0 < V < J/4$ into the direct, exchange, and pairing channels [33]. By introducing the Hubbard-Stratonovich transformation for the resulting holon pairing term and the above linearized holon exchange term, we obtain

$$\begin{aligned}
H &= \sum_{\langle i,j \rangle} \frac{3J}{8} \left[|\chi_{ji}|^2 + |\Delta_{ji}^f|^2 - \left(\frac{8t}{3J} b_j^\dagger b_i + f_{j\sigma}^\dagger f_{i\sigma} \right) \chi_{ji} - h.c. - (f_{j\uparrow} f_{i\downarrow} - f_{j\downarrow} f_{i\uparrow}) \Delta_{ji}^{f*} - h.c. \right] \\
&+ \sum_{\langle i,j \rangle} \left(\frac{J}{4} - V \right) \left[|\Delta_{ji}^b|^2 - b_j^\dagger b_i^\dagger \Delta_{ji}^{b*} - h.c. \right] - \sum_{\langle i,j \rangle} \left(\frac{8t^2}{3J} - \frac{J}{4} + V \right) \left[\langle b_j^\dagger b_i \rangle \langle b_i^\dagger b_j \rangle - b_j^\dagger b_i \langle b_i^\dagger b_j \rangle - h.c. \right] \\
&- \mu_0^f \sum_i f_{i\sigma}^\dagger f_{i\sigma} - \mu_0^b \sum_i b_i^\dagger b_i - i \sum_i \lambda_i (f_{i\sigma}^\dagger f_{i\sigma} + b_i^\dagger b_i - 1), \quad (5)
\end{aligned}$$

with $\mu_0^f = \mu_0 - J/4$ and $\mu_0^b = -3J/4$, where Δ_{ji}^b is now the Hubbard-Stratonovich field for holon pairing. Here μ_0^f and μ_0^b are the effective chemical potentials for the spinon and the holon respectively. Obviously the two scalar fields, $\chi_{ji} = \langle 8t/3J b_j^\dagger b_i + f_{j\sigma}^\dagger f_{i\sigma} \rangle$ and $\langle b_j^\dagger b_i \rangle$ in Eq. (5) above are not independent. We allow a linear relation between the spinon hopping and the holon hopping order parameters, i.e., $\langle f_{i\sigma}^\dagger f_{j\sigma} \rangle = \eta \langle b_i^\dagger b_j \rangle$. Thus we rewrite $\chi_{ji} = (8t/(3J) + 2\eta) \langle b_j^\dagger b_i \rangle$ or

$$\langle b_j^\dagger b_i \rangle = \frac{1}{8t/(3J) + 2\eta} \chi_{ji}. \quad (6)$$

A self-consistent determination of the hopping ratio η will be discussed later.

Substitution of Eq. (6) into Eq. (5) results in the cancelation of terms (proportional to $\frac{8t^2}{3J}$) involving the holon exchange channel in Eq. (5). By defining the pairing order parameters $\Delta_r^f = \langle f_{j\uparrow} f_{j+r,\downarrow} - f_{j\downarrow} f_{j+r,\uparrow} \rangle$ and $\Delta_r^b = \langle b_j^\dagger b_{j+r}^\dagger \rangle$ with $r = \hat{x}$ or \hat{y} , and allowing the uniform hopping order parameter, $\chi_{ji} = \chi$, the resulting mean field Hamiltonian is

$$\begin{aligned}
H_{\text{MF}} = & \sum_{\langle i,j \rangle} \left[\tilde{J} |\chi|^2 - \left(\tilde{t} b_j^\dagger b_i + \frac{3J}{8} f_{j\sigma}^\dagger f_{i\sigma} \right) \chi - h.c. \right] \\
& + \sum_{j,r=\hat{x} \text{ or } \hat{y}} \frac{3J}{8} \left[|\Delta_r^f|^2 - (f_{j\uparrow}^\dagger f_{j+r,\downarrow} - f_{j\downarrow}^\dagger f_{j+r,\uparrow}) \Delta_r^{f*} - h.c. \right] \\
& + \sum_{j,r=\hat{x} \text{ or } \hat{y}} \left(\frac{J}{4} - V \right) \left[|\Delta_r^b|^2 - b_j^\dagger b_{j+r}^\dagger \Delta_r^{b*} - h.c. \right] \\
& - \mu_0^f \sum_i f_{i\sigma}^\dagger f_{i\sigma} - \mu_0^b \sum_i b_i^\dagger b_i - i\lambda \sum_i (f_{i\sigma}^\dagger f_{i\sigma} + b_i^\dagger b_i - 1),
\end{aligned} \tag{7}$$

where

$$\tilde{J} = \frac{3J\eta^2/2 + 4\eta t + J/4 - V}{(2\eta + 8t/(3J))^2} \tag{8}$$

and

$$\tilde{t} = \frac{2\eta t + J/4 - V}{2\eta + 8t/(3J)}. \tag{9}$$

From the hopping ratio, $\eta = \frac{\langle f_{i\uparrow}^\dagger f_{j\uparrow} \rangle}{\langle b_i^\dagger b_j \rangle} \propto \frac{1-x}{x}$ where x is the hole doping rate, we note that in the half-filling limit, i.e., $x \rightarrow 0$, \tilde{J} in Eq. (8) approaches $3J/8$. As a result this satisfies the SU(2) symmetry [34] of the spinon pairing order field and the spinon hopping order field, that is, $|\Delta_r^f| = \chi$ at $x = 0$. Following a similar consideration to that of Lee and Nagaosa [16], we obtain the effective spinon mass, $m_f^{-1} = c_0^2 \frac{3J}{4} \chi$ (c_0 is the lattice constant) and the effective holon mass m_b ,

$$m_b^{-1} = c_0^2 2\tilde{t} \chi = c_0^2 \frac{2\eta t + J/4 - V}{\eta + 4t/(3J)} \chi. \tag{10}$$

from the use of Eq. (7) with Eq. (9).

By allowing d -wave pairing for spinons ($\Delta_x^f = -\Delta_y^f \equiv \Delta^f$) and s -wave ($\Delta_x^b = \Delta_y^b \equiv \Delta^b$) or d -wave pairing ($\Delta_x^b = -\Delta_y^b \equiv \Delta^b$) for holons, we obtain the Fourier transformed mean field Hamiltonian from Eq. (7),

$$\begin{aligned}
H_{\text{MF}} = & 2N \left[\tilde{J} |\chi|^2 + \frac{3J}{8} |\Delta^f|^2 + \left(\frac{J}{4} - V \right) |\Delta^b|^2 \right] + N\lambda \\
& + \sum_{k\sigma} (\epsilon_k^f - \mu^f) f_{k\sigma}^\dagger f_{k\sigma} - \sum_k \Delta_k^f (f_{k\uparrow}^\dagger f_{-k\downarrow}^\dagger + h.c.) \\
& + \sum_k (\epsilon_k^b - \mu^b) b_k^\dagger b_k - \sum_k \Delta_k^b (b_k^\dagger b_{-k}^\dagger + h.c.).
\end{aligned} \tag{11}$$

Here $\epsilon_k^f = -\frac{3J}{4} \chi \gamma_k$, $\epsilon_k^b = -2\tilde{t} \chi \gamma_k$, $\mu^f \equiv \mu_0^f + \lambda$, and $\mu^b \equiv \mu_0^b + \lambda$ with $\gamma_k \equiv \cos k_x + \cos k_y$. $\Delta_k^f = \frac{3J}{4} \Delta^f \varphi_k$ for d -wave spinon pairing with $\varphi_k \equiv \cos k_x - \cos k_y$, $\Delta_k^b = 2(\frac{J}{4} - V) \Delta^b \gamma_k$ for s -wave holon pairing and $\Delta_k^b = 2(\frac{J}{4} - V) \Delta^b \varphi_k$ for d -wave holon pairing. N is the total number of lattice sites. From the Bogoliubov transformation for both the fermion (spinon) and boson (holon) operators, we obtain the quasi-particle excitation energies, $E_k^f = \sqrt{(\epsilon_k^f - \mu^f)^2 + \Delta_k^{f2}}$ for spinons and

$E_k^b = \sqrt{(\epsilon_k^b - \mu^b)^2 + \Delta_k^{b2}}$ for holons. The spinon pairing gap (or spin gap) is $E_g^f(k) = |\Delta_k^f| = |\frac{3J}{4} \Delta^f \varphi_k|$. We note that the upper limit of $|\Delta_k^b|$ is $|\epsilon_k^b - \mu^b|$. For both the s -wave holon pairing and d -wave holon pairing, the maximum (E_{max}^b) of the holon quasi-particle excitation energy E_k^b occurs at $\mathbf{k} = (\pi, \pi)$, whereas the minimum (E_{min}^b) of E_k^b occurs at $\mathbf{k} = (0, 0)$ (for the s -wave holon pairing $E_{\text{max/min}}^b = \sqrt{(4\tilde{t}\chi \mp \mu^b)^2 - [(J - 4V)\Delta^b]^2}$ and $E_{\text{max/min}}^b = |4\tilde{t}\chi \mp \mu^b|$ (where $\mu^b < 0$) for the d -wave holon pairing ($-$ for max. and $+$ for min.)).

The mean field free energy at doping rate x is obtained to be,

$$\begin{aligned}
F_{\text{MF}}(\chi, \Delta^f, \Delta^b)/N = & 2\tilde{J} |\chi|^2 + \frac{3J}{4} \Delta^{f2} + \left(\frac{J}{2} - 2V \right) \Delta^{b2} \\
& - 2T \sum_k \ln [\cosh(\beta E_k^f/2)] + T \sum_k \ln [\sinh(\beta E_k^b/2)] \\
& + \left(\frac{1}{2} + x \right) \mu^b - x \mu^f.
\end{aligned} \tag{12}$$

The minimization of the mean field free energy with respect to the scalar fields, χ, Δ^f , and Δ^b will be numerically made as a function of temperature T and doping rate x [35]. From the computed mean field values of the order parameters (χ, Δ^f and Δ^b) and the chemical potentials (μ^f and μ^b), we determine the hopping ratio η self-consistently with the use of $\sum_\sigma \langle f_{i\sigma}^\dagger f_{j\sigma} \rangle = -\frac{1}{2N} \sum_k [\gamma_k (\epsilon_k^f - \mu^f)/E_k^f] \tanh(\beta E_k^f/2)$ and $\langle b_i^\dagger b_j \rangle = \frac{1}{4N} \sum_k [\gamma_k (\epsilon_k^b - \mu^b)/E_k^b] \coth(\beta E_k^f/2)$.

III. COMPUTED RESULTS OF BOSON (HOLON) PAIR CONDENSATION AND SPIN GAP TEMPERATURES; PHASE DIAGRAM OF T - x PLANE

In Fig. 1 we show as a function of doping rate the predicted spin gap ($E_g^f(\pi, 0) = \frac{3J}{4} \Delta^f$), the rescaled hopping order parameter [13] (χ multiplied by $\frac{3J}{4}$) and the holon pairing order parameter Δ^b respectively at various selected temperatures. The self-consistently determined result of η is found to be $\eta \simeq 0.2(1-x)/x$ with $x > 0.01$ for $J = 0.4t$. For the present study, $J = 0.4t$ [18] and $V = 0.24999J$ were chosen to best fit the experimental phase diagram [10,11,36] in the plane of T vs. x . The predicted spin gap $E_g^f(\pi, 0)$ (y -axis on the left hand side) at $\mathbf{k} = (\pi, 0)$ decreases with the hole doping rate x at all temperatures. We find that the minimum of the free energy occurs only with the s -wave holon pairing, but not with the d -wave holon pairing. The d -wave holon pairing is found to be unstable. In Fig. 1 the s -wave holon pairing order parameter Δ^b (y -axis on the right hand side) is displayed at each selected finite temperature. It is seen to increase with x at all temperatures. We now examine

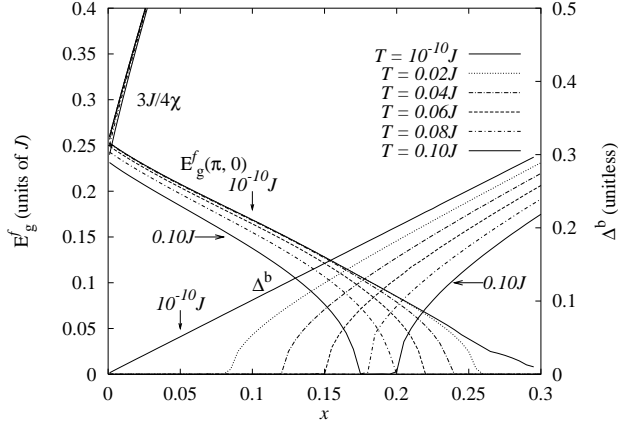


FIG. 1. The computed spin gap E_g^f (on the left axis) at $\mathbf{k} = (\pi, 0)$, the hopping order parameter χ multiplied by $3J/4$ (on the left axis) and holon pairing order parameter Δ^b (on the right axis) at various selected temperatures.

the variation of the spin gap with temperature below and above the holon pair condensation temperature, T_{MF}^b in the underdoped region. As an example, let us choose the doping rate of $x = 0.1$, at which T_{MF}^b is obtained to be $0.028J$. Two of the three nearly indistinguishable lines of the spin gap $E_g^f(\pi, 0)$ at $T = 10^{-10}J$ and $T = 0.02J$ (both of which represent temperatures below T_{MF}^b) indicate nearly identical spin gap sizes. Thus the spin gap size remains nearly unchanged below the holon pair condensation temperature. The remaining four lines which correspond to temperatures above T_{MF}^b show a consistent decrease in the spin gap size as temperature increases.

In Fig. 2, we present the computed phase diagram in the $T - x$ plane. The holon (boson) pair condensation temperature T_{MF}^b and the spin gap temperature T_{MF}^f are plotted as a function of doping rate x , including the spin gap $E_g^f(\pi, 0)$ at $T = T_{\text{MF}}^b$. The mean field holon pair condensation temperature is found to be less than $0.1J$ in the underdoped region. In this region both the d -wave spinon pairing with $\langle f_{i\uparrow}^\dagger f_{j\downarrow}^\dagger \rangle \neq 0$ and the s -wave holon pairing with $\langle b_i b_j \rangle \neq 0$ coexist below the mean field (critical) temperature ($T_c = T_{\text{MF}}^b$). For the hole (but not the holon) pairs, we have $\langle c_{i\uparrow} c_{j\downarrow} \rangle = \langle b_i^\dagger b_j^\dagger \rangle \langle f_{i\uparrow} f_{j\downarrow} \rangle \neq 0$ in the mean field approximation. For clarity we would like to stress that the term, ‘holon’ refers to the boson of spin 0 and the term, ‘hole’ is the fermion of spin up and spin down. Thus this allows for the condensation of the d -wave hole pairs by satisfying the s -wave holon pairing for $\langle b_i^\dagger b_j^\dagger \rangle$ and the d -wave pairing for $\langle f_{i\uparrow} f_{j\downarrow} \rangle$ in $\langle c_{i\uparrow} c_{j\downarrow} \rangle = \langle b_i^\dagger b_j^\dagger \rangle \langle f_{i\uparrow} f_{j\downarrow} \rangle$. Thus T_{MF}^b at each doping rate corresponds to the mean field critical temperature of the d -wave superconducting phase transition.

The mean field spin gap (pseudogap) temperature T_{MF}^f may be regarded as the ‘center’ of crossover region which arises as a result of gauge fluctuations [16,18]. The predicted pseudogap (spin gap) temperature T_{MF}^f is seen to

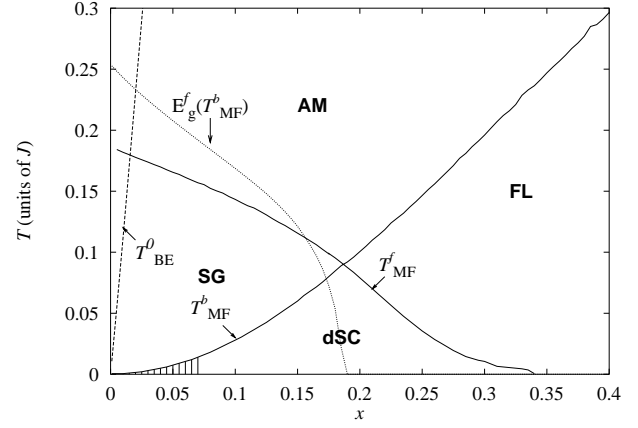


FIG. 2. The phase diagram of holon pairing and spinon pairing. The AM (anomalous metallic), SG (spin-gap), FL (Fermi liquid), and dSC (d -wave superconducting) phase regions are exhibited with the holon-pair condensation temperature T_{MF}^b and the d -wave spinon pairing temperature T_{MF}^f . The spin gap E_g^f with $\mathbf{k} = (\pi, 0)$ at $T = T_{\text{MF}}^b$ and the mean field single holon condensation temperature denoted as T_{BE}^0 are also displayed. The normal state gap E_g^f disappears at $T_{\text{MF}}^f = T_{\text{MF}}^b$ with $x_{\text{cr}} \sim 0.19$. The shaded region represents the region at which the holon pair condensation is unstable.

smoothly decrease with the hole doping rate as shown in Fig. 2. This is consistent with the recent experiments [2,8,10]. The spin gap $E_g^f(\pi, 0)$ at the s -wave holon pair (d -wave hole pair) condensation temperature T_{MF}^b is predicted to show a rapid decrease with x as is shown in Fig. 2. This spin gap (pseudogap) vanishes at the critical doping rate of $x_{\text{cr}} \simeq 0.19$, at which T_{MF}^b approaches T_{MF}^f . We find that the position of the critical doping rate is sensitive to the choice of V . Unlike T_{MF}^b , T_{MF}^f is nearly independent of V . The critical doping rate x_{cr} decreases as V gets smaller. With the choice of a vanishingly small value of V , we find that the value of holon pair order parameter Δ^b (and thus T_{MF}^b) is excessively large even at a small doping rate. This is consistent with a recent numerical study [29]. The choice of $V = 0.24999J$ fits best the experimental value of the observed critical doping rate of $x_{\text{cr}} = 0.19$ [10,36]. For this case the effective NN attractive energy is about $V_{\text{eff}} = \frac{J}{4} - V \simeq 10^{-5}J$. Earlier the mean field single boson condensation temperature was reported to be $T_{\text{BE}}^0 \simeq 2\pi x c_0^{-2}/m_b$ [37,16]. It is displayed in Fig. 2 for comparison with our computed boson pair condensation temperature ($T_c = T_{\text{MF}}^b$). Obviously we find a wide difference between the two boson condensation temperatures of the holon-pair boson and the single holon boson. The observed optimal doping rate of $x_{\text{op}}^{\text{Exp}} = 0.16$ [11] is known to be smaller than the critical doping rate of 0.19 [10,36]. In disagreement with observations, our predicted boson pair (not single boson) condensation temperature above the critical doping rate of $x_{\text{cr}} = 0.19$ becomes larger than the pseudogap (spin gap) temperature. Earlier it was suggested that the

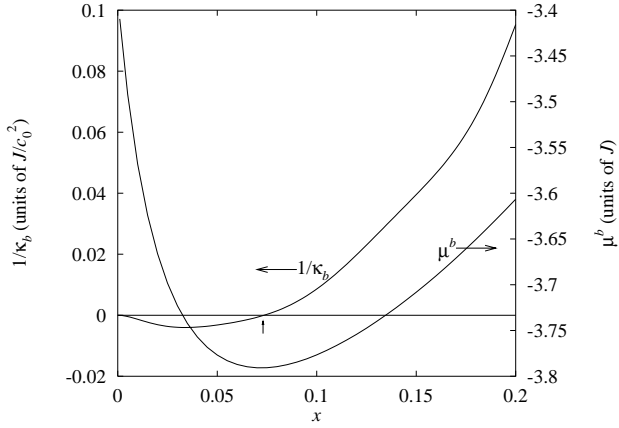


FIG. 3. The effective holon chemical potential $\mu^b(T=0)$ (on the right axis) and the inverse of the holon compressibility $1/\kappa_b$ (on the left axis) as a function of doping rate x .

overdoped region may correspond to the region where the mean-field solution is not stable with respect to the gauge fluctuations [38] and that the system can probably be described by the Fermi liquid theory [16,39]. However, it remains to be seen for a rigorous verification in the future.

In Fig. 3 we present the effective holon chemical potential μ^b at $T=0$ (y axis on the right hand side) and the inverse of the holon compressibility $1/\kappa_b$ (y axis on the left hand side) as a function of doping rate x . The computed spinon chemical potential decreases monotonically with doping rate x . On the other hand, the holon chemical potential decreases up to $x \simeq 0.07$ and starts to increase beyond this value. Allowing that the inverse of two dimensional holon compressibility κ_b holds for $1/\kappa_b = \frac{N^2}{A} \frac{\partial \mu^b}{\partial N} = \frac{x^2}{c_0^2} \frac{\partial \mu^b}{\partial x}$ [40] (where N is the number of bosons and A is the area), we find that $1/\kappa_b$ is negative below $x \sim 0.07$ and becomes positive for $x > 0.07$. This suggests that in the region of $x < 0.07$ the holon pair condensation is unstable [40] and it is stable only for $x > 0.07$. The shaded region in Fig. 2 represents the region at which the holon pair condensation is unstable. It is well known that the superconductivity arises for $x > 0.05$ [11]. Interestingly recent numerical studies [26,28] of t - J three-leg ladders revealed that there exist a critical doping rate of $x \sim 0.06$ beyond which the hole pairing increases rapidly as hole density increases. It is of great interest to see in the future whether there exists any possible relevance between the present result with the prediction of the t - J three-leg ladders study.

IV. CONCLUSION

A possibility of boson (holon) pair condensation was described with the inclusion of a repulsive interaction between the NN holes in the t - J Hamiltonian. A phase diagram of the hole-doped high T_c cuprates is derived by considering both the holon pair condensation and the

spinon pairing gap (spin gap). In the mean field approximation, we note that $\langle c_{i\uparrow} c_{j\downarrow} \rangle = \langle b_i^\dagger b_j^\dagger \rangle \langle f_{i\uparrow} f_{j\downarrow} \rangle$ for the hole pair. To avoid confusion, we would like to point out that the term, ‘hole’ stands for the fermion of positive charge $+e$ with spin $1/2$, while the term, ‘holon’ refers to the boson of positive charge $+e$ with spin 0 . We find that the s -wave holon pairing ($\langle b_i^\dagger b_j^\dagger \rangle$) but not the d -wave holon pairing is stable for the d -wave spinon pairing ($\langle f_{i\uparrow} f_{j\downarrow} \rangle$), thus allowing the condensation of d -wave hole pairs in the language of ‘hole’. In addition, it is shown that the spin gap remains unchanged below the boson pair condensation temperature.

One of us (SHSS) acknowledges the financial supports of Korea Ministry of Education (BSRI-97) and the Center for Molecular Science at KAIST (1998).

*thgim@anyon.postech.ac.kr

†ssong@anyon.postech.ac.kr

‡hong@anyon.postech.ac.kr

§salk@postech.ac.kr

-
- [1] Y. Itoh, T. Machi, S. Adachi, A. Fukuoka, K. Tanabe, H. Yasuoka, J. Phy. Soc. Jpn. **67**, 312 (1998); references therein.
 - [2] K. Ishida, K. Yoshida, T. Mito, Y. Tokunaga, Y. Kitaoka, K. Asayama, Y. Nakayama, J. Shimoyama, and K. Kishio, Phys. Rev. B **58**, 5960 (1998).
 - [3] J. M. Tranquada, P. M. Gehring, and G. Shirane, Phys. Rev. B **46**, 5561 (1992); references therein.
 - [4] C. C. Homes, T. Timusk, R. Liang, D. A. Bonn, and W. N. Hardy, Phys. Rev. Lett. **71**, 1645 (1993).
 - [5] S. Uchida, K. Tamasaku, K. Takenaka, and Y. Fukuzumi, J. Low Temp. Phys. **105**, 723 (1996).
 - [6] J. W. Loram, K. A. Mirza, J. M. Wade, J. R. Cooper, and W. Y. Liang, Physica C **235-240**, 134 (1994).
 - [7] B. Bucher, P. Steiner, J. Karpinski, E. Kaldis, and P. Wachter, Phys. Rev. Lett. **70**, 2012 (1993).
 - [8] M. Oda, K. Hoya, R. Kubota, C. Manabe, N. Momono, T. Nakano, M. Ido, Physica C **281**, 135 (1997).
 - [9] A. G. Loeser, Z. -X. Shen, D. S. Dessau, D. S. Marshall, C. H. Park, P. Fournier, A. Kapitulnik, Science **273**, 325 (1996).
 - [10] H. Ding, T. Yokoya, J. C. Campuzano, T. Takahashi, M. Randeria, M. R. Norman, T. Mochiku, K. Kadowaki, and J. Giapintzakis, Nature **382**, 51 (1996); H. Ding, J. C. Campuzano, M. R. Norman, M. Randeria, T. Yokoya, T. Takahashi, T. Takeuchi, T. Mochiku, K. Kadowaki, P. Guptasarma, and D. G. Hinks, J. Phys. Chem. Solids in press; cond-mat/9712100.
 - [11] M. R. Presland, J. L. Tallon, R. G. Buckley, R. S. Liu, and N. E. Flower, Physica C **176**, 95 (1991); J. L. Tallon, C. Bernhard, H. Shaked, R. L. Hitterman, and J. D. Jorgensen, Phys. Rev. B **51**, 12911 (1995).

- [12] G. Baskaran, Z. Zou, and P. W. Anderson, Solid State Commun. **63**, 973 (1987); G. Baskaran and P. W. Anderson, Phys. Rev. B **37**, 580 (1988).
- [13] G. Kotliar and J. Liu, Phys. Rev. B **38**, 5142 (1988).
- [14] Y. Suzumura, Y. Hasegawa, and H. Fukuyama, J. Phys. Soc. Jpn. **57**, 401 (1988); H. Fukuyama, Prog. Theo. Phys. Suppl. **108**, 287 (1992).
- [15] L. B. Ioffe and A. I. Larkin, Phys. Rev. B **39**, 8988 (1989).
- [16] P. A. Lee and N. Nagaosa, Phys. Rev. B **46**, 5621 (1992).
- [17] M. U. Ubbens and P. A. Lee, Phys. Rev. B **46**, 8434 (1992).
- [18] M. U. Ubbens and P. A. Lee, **49**, 6853 (1994); P. A. Lee, J. Low Temp. Phys. **105**, 581 (1996).
- [19] X.-G. Wen and P. A. Lee, Phys. Rev. Lett. **76**, 503 (1996); P. A. Lee, N. Nagaosa, T.-K. Ng, X.-G. Wen, Phys. Rev. B **57**, 6003 (1998).
- [20] X.-G. Wen and P. A. Lee, Phys. Rev. Lett. **80**, 2193 (1998); references therein.
- [21] S. Doniac and M. Inui, Phys. Rev. B **41**, 6668 (1990).
- [22] V. Emery and S. Kivelson, Nature **374**, 434 (1995); V. J. Emery, S. A. Kivelson, and O. Zachar, Phys. Rev. B **56**, 6120 (1997).
- [23] M. Randeria, N. Trivedi, A. Moreo, and R. T. Scalettar, Phys. Rev. Lett. **69**, 2001 (1992).
- [24] E. Dagotto, A. Nazarenko, and A. Moreo, Phys. Rev. Lett. **74**, 310 (1995).
- [25] S. R. White and D. J. Scalapino, Phys. Rev. B **55**, 6504 (1997).
- [26] S. R. White and D. Scalapino, Phys. Rev. B **57**, 3031 (1998).
- [27] J. Riera and E. Dagotto, Phys. Rev. B **57**, 8609 (1998).
- [28] T. M. Rice, S. Haas, and M. Sigrist, F. -C. Zhang, Phys. Rev. B **56**, 14655 (1997).
- [29] C. Gazza, G. B. Martins, J. Riera, and E. Dagotto, Phys. Rev. B in press; cond-mat/9803314.
- [30] C. Y. Chen, E. Ahrens, S.-W. Cheong, A. Migliori, and Z. Fisk, Phys. Rev. Lett. **63**, 2307 (1989); D. Reagor, N. W. Preyer, P. J. Picone, M. A. Kastner, H. P. Jenssen, and D. R. Gabbe, A. Cassanho, and R. J. Birgeneau, *ibid.* **62**, 2048 (1989).
- [31] L. H. Tjeng, H. Eskes, and G. A. Sawatzky, in *Strong Correlation in Superconductivity*, Eds. H. Fukuyama, S. Maekawa, and A. P. Malozemoff, Springer series in Solid State Science, Vol. 89 (1989).
- [32] G. Baskaran, Phys. Scr. T **27**, 53 (1989).
- [33] The decomposition of the four-boson term $-\frac{1}{4}b_i^\dagger b_i b_j^\dagger b_j$ into three different channels is made as follows:
- $$-\frac{1}{4}b_i^\dagger b_i b_j^\dagger b_j = \hat{v}_E + \hat{v}_P + \hat{v}_D$$
- where \hat{v}_E , \hat{v}_P , and \hat{v}_D are the exchange, pairing, and direct terms respectively. Each term is explicitly obtained by satisfying the condition that a combination of any two terms among the three terms above will not generate any remaining term. Using this condition they are, in the environment of antiferromagnetically correlated electrons,
- $$\begin{aligned}\hat{v}_E &= -\frac{1}{4}(b_i^\dagger b_j)(b_j^\dagger b_i) \\ \hat{v}_P &= -\frac{1}{4}(b_i^\dagger b_j^\dagger)(b_j b_i) \\ \hat{v}_D &= +\frac{1}{4}(b_i^\dagger b_i)(b_j^\dagger b_j) = \frac{1}{4}n_i n_j,\end{aligned}$$
- where $n_i = b_i^\dagger b_i$ is holon number operator at site i .
- [34] I. Affleck, Z. Zou, T. Hsu, and P. W. Anderson, Phys. Rev. B **38**, 745 (1988).
- [35] The mean field free energy in Eq. (12) is calculated by discrete momentum summation rather than the direct evaluation of momentum space integral, in order to avoid singularities. Such discretization allows us to determine the converged value of the square lattice size. A good convergence was found to occur with the square lattice of 400×400 ($N = 1.6 \times 10^5$).
- [36] G. V. M. Williams, J. L. Tallon, R. Michalak, and R. Dupree, Phys. Rev. Lett. **78**, 721 (1997).
- [37] D. S. Fisher and P. C. Hohenberg, Phys. Rev. B **37**, 4936 (1988).
- [38] N. Nagaosa, Phys. Rev. Lett. **71**, 4210 (1993); H. Suzuura and N. Nagaosa, Phys. Rev. B **56**, 3548 (1997).
- [39] M. Grilli and G. Kotliar, Phys. Rev. Lett. **64**, 1170 (1990).
- [40] P. Nozières and D. Saint James, J. Physique **43**, 1133 (1982).