

Self-structuring of Granular Media under Internal Avalanching

S. Krishnamurthy ^a, V. Loreto ^a, H.J. Herrmann ^{a,b}, S.S. Manna ^c and S. Roux ^d

a) *P.M.M.H. Ecole Supérieure de Physique et Chimie Industrielles,
10, rue Vauquelin, 75231 Paris CEDEX 05 France*

b) *ICA1, Univ. Stuttgart, Germany*

c) *Satyendra Nath Bose National Centre for Basic Sciences,
Block-JD, Sector III, Salt Lake, Calcutta 700091, India.*

d) *Laboratoire Surface du Verre et Interfaces, Unité Mixte de Recherche CNRS/Saint-Gobain,
39, Quai Lucien Lefranc, F-93303 Aubervilliers Cedex, France.*

We study the phenomenon of internal avalanching within the context of recently proposed “Tetris” lattice models for granular media. We define a recycling dynamics under which the system reaches a steady state which is *self-structured*, i.e. it shows a complex interplay between textured internal structures and critical avalanche behavior. Furthermore we develop a general mean-field theory for this class of systems and discuss possible scenarios for the breakdown of universality.

There has been a lot of interest in understanding the internal structure and geometry of granular packings [1]. The rich phenomenology observed in experiments studying compaction, segregation and force distributions, amongst other things, has prompted a number of numerical and analytical studies. In another context the interest in granular media has also been triggered by the search for self-organised criticality [2]. As a result surface avalanches in granular piles have been extensively studied both experimentally [3] and in computer models [2,4] in order to identify clear regimes of SOC-like behavior [5]. In this Letter, we focus our interest on the interplay between the internal structure of packings and power-law avalanche distributions. We define a steady state dynamics under which the medium reaches a *self-structured critical* state. We also focus on the details of this state and find, very interestingly, that can be highly inhomogeneous with strong segregation and ordering effects.

The model we have investigated is a recently proposed simple lattice model for describing slow dynamical processes in granular media [6]. The basic ingredients of this model are the geometric constraints involved in packing particles of different shapes. This model reproduces experimentally observed phenomena such as slow relaxation in compaction [6], segregation [7], as well as aging [8].

Within the context of this model, we study the phenomenon of internal avalanches occurring under small perturbations. But as opposed to previous works [9], we focus on the stationary state that a system reaches under the continued process of removing a grain from the bottom layer and adding it back to the top of the system. Under this dynamics the system reaches a well defined “critical” steady state in which the avalanche distributions decay as power laws [10,11]. Most interestingly, we find that in order to achieve this effect, the system restructures under this dynamics to a very inhomogeneous state with ordered regions (grains) separated by disordered low-density channels (grain boundaries) which act

as preferential pathways for these avalanches. We perform our numerical experiments for particles of several different shapes and find that the steady state reached is always as described above, with an exponent for the power-law distribution which is the same for a large class of particle shapes. We furthermore develop a mean-field theory for systems undergoing this dynamics and explain, within this context, why we observe a universal power-law distribution. We elaborate on this point by considering a case when an important change in the rules of stability of particles changes the steady state reached and hence the universality class of the phenomenon.

We briefly review the definitions and some basic properties of the *Tetris* models [6] used in our simulations. Frustration arises in granular packings owing to excluded volume effects arising from different shapes of the particles. This geometrical feature is captured in this class of models. Hence, in this model, the complexity of the problem lies in the complexity of particle arrangements in the packing. In the following, we present results for the simplest version of the model where the particles are either rods with two kinds of orientations, more complicated shapes such as “T”-shaped particles with two kinds of orientations or “crosses” with arms of randomly distributed lengths in the framework of the so-called *Random Tetris Model* (RTM) [12].

The *Tetris* model can be defined by considering a system of particles which occupy the sites of a square lattice tilted by 45° with periodic boundary conditions in the horizontal direction (cylindrical geometry) and a rigid wall at the bottom. Particles cannot overlap and this condition produces very strong constraints (frustration) on their relative positions. This is illustrated for “T-shaped” particles in Fig.(1). In general each particle can be schematized as a cross with arms of different lengths which can be chosen in a regular [6] or in a random way [12]. The system is initialized by inserting the grains at the top of the system, one at a time, and letting them move down under gravity. The particles perform an ori-

ented random walk on the lattice until they reach a stable position defined as a position from which they cannot fall any further because of other particles below them. The grains retain their orientations as they move, *i.e.* they are not allowed to rotate. We now introduce the following dynamics under which the system evolves. A grain is removed from a random position at the base. The creation of a void in the lattice destabilizes the neighboring grains above it. One of these may then fall down to fill the void, if the geometry of the packing allows for the motion (*i.e.*, if the orientation of the grain fits the local conformation). In this case, the net effect is that the void propagates one lattice step upwards destabilizing its neighbors in the layer above and so on. Once this restructuring comes to a halt, the removed grain is added back at a random position at the top of the system. This is continued till the system reaches a steady state. Similar procedures have been studied before for other models [10,11]. While long-ranged avalanche distributions have been found in these models too, the interplay between the avalanche distribution and the steady state reached has not been investigated. This is thus one of the new features reported in the present study.

Under the dynamics of continued internal avalanching, the packing reaches an inhomogeneous steady state (Fig. 2a). For all the particle shapes studied, the steady state was always found to be similar. Namely, beginning from an initial randomly mixed state, the packing always “segregates” under the dynamics so as to form ordered high density grains separated by grain boundaries at lower densities. Hence instead of being at a uniform density $\rho = \rho_c$ (we refer to the average steady state density as ρ_c), the steady state is made up of grains with densities $\rho > \rho_c$ and grain boundaries with $\rho < \rho_c$. All avalanches preferentially propagate inside the grain boundaries *i.e.* no matter where the initial seed, the avalanches find their way into the boundary region (see Fig.(2-left)).

The size of an avalanche is defined as the total number of particles destabilized by the process of removing a particle at the bottom. The size distribution of the avalanches decays like a power $P(s) \sim s^{-\tau}$. This was studied for the three different types of particles described above. Time averages were performed in the steady state over $\sim 10^6$ configurations in order to obtain good statistics. Fig.(3) shows the avalanche distributions obtained for two different choices of the particles: the “T-shaped” shown in Fig.(1) and particles with random shapes obtained in the framework of the RTM. In both cases one observes a scaling behavior for the avalanches with $\tau = 1.5 \pm 0.05$. In the case of the rods, the result is sensitive to the aspect ratio of the system (for reasons we explain later), but for systems of about equal width and height (*i.e.* aspect ratio equal to one), the exponent of the avalanche distribution is again the same (see Fig. 4).

We now turn to a discussion of the avalanche statis-

tics within the framework of a mean-field theory that we develop for this class of systems. It is apparent from our numerical studies reported so far that under the dynamics of taking out a particle, letting the system resettle and putting the particle back, the system reaches a steady state which is critical. The reason that this sort of dynamics results in a critical state could be the following. Taking out a particle in the last layer creates a void in the packing. This can either move up (by exchanging place with a particle), die (if nothing above is destabilized) or free another neighboring void (and hence multiply) and propagate. The dynamics is thus essentially like a branching-annihilating process on the lattice where the probabilities for annihilating P_0 , branching P_2 and propagation $P_1 = 1 - P_0 - P_2$ depend on the density of the system. However there is a feedback effect in that the avalanche distribution can in turn affect the density of the system : large avalanches that reach the top tend to compactify the system and small avalanches make the system looser.

We can make the above arguments more precise in the following way. Let $\rho_h(t)$ be the cumulative density of the system up to height h at time t . Then the density of the system at time $t + 1$ will be:

$$\rho_h(t+1) - \rho_h(t) = -1/L^2 + a(t) * h^\gamma / L^2 \quad (1)$$

where L is the linear size (height) of the system. The first term of the RHS represents the effect of removing one grain. This is the sole contribution of avalanches which die before reaching the height h . As a result their net effect is to increase the number of voids by one in the bulk of the system and hence decrease the overall density. On the other hand, those avalanches which reach at least a height h increase the density of the system by an amount equal to the number of voids which escape at h . This is equal to the width of the avalanche at h . If the avalanches are self-affine (as in [10], and also in the case studied here), *i.e.* an avalanche of height h has a width of h^γ , then the density increase is precisely given by the second term. The coefficient $a(t)$ is defined as the probability that an avalanche reaches the surface of the system and it is 0 with probability $P_0 = \int_0^{s^*} P(s)ds$ and 1 with probability $1 - P_0$. Here $s^* = h^{1+\gamma}$ is the avalanche size cut-off at height h . If the avalanches in the steady state are distributed by a power-law *i.e.* $P(s) \sim s^{-\tau}$, then the requirement that in the steady state the average density $\langle \rho \rangle = \text{const}$ gives us the relation $(1 - P_0(h))h^\gamma = h^\gamma / h^{(1+\gamma)(1-\tau)} = 1$. This leads to the following scaling relation (also obtained in [10] using a steady state argument)

$$\tau = 1 + \gamma / (1 + \gamma). \quad (2)$$

The values of τ and γ in our simulations are consistent with this relation. A more complete and self-consistent

description of the observed phenomenology can be obtained complementing equation (1) with an equation for the avalanche distribution $P(s)$ in terms of ρ , *i.e.* with an equation

$$P(s(t)) = F(\rho(t)) \quad (3)$$

where F indicates a generic function of $\rho(t)$. The two coupled equations (1) and (3) should then describe the evolution of the system to a steady state given by a critical density ρ_c with an avalanche distribution decaying as a power-law. In general, it is difficult to write an exact equation for the avalanche distribution in terms of the density. One case in which this is possible is for avalanches propagating on the Bethe lattice [13]. In this case, we can explicitly choose the functional dependence of the branching probabilities (and hence the avalanche distribution) on the density, depending on the shape of the particle. However as might be expected, the mean-field theory is insensitive to the shape of the particle and avalanches always decay with an exponent $\tau = 1.5$. A more detailed analysis of the above equations considering different explicit forms of F is considered elsewhere [14].

The scaling relation (2) always holds for systems with open boundary conditions provided that there is a compact bulk packing (We come back to this point later). This poses an upper limit to the exponent τ . For non-fractal bulk packings with a smooth free surface, γ cannot be larger than 1 and hence τ cannot be larger than 1.5. In order to check the validity of eq.(2) in our simulations we measured the distribution $P(h)$ of the maximal heights of the avalanches (since $s = h^{1+\gamma}$). One observes the existence of a scaling region where $P(h) \sim h^{-\beta}$ with $\beta = 1.95 \pm 0.05$. This taken together with the fact that we measure $\tau = 1.5$ implies that $\gamma = (\beta - 1)/(\tau - 1) - 1 = 0.9 \pm 0.1$. This provides another independent check for the value of γ . It is interesting to note that the avalanches decay with the same exponent as in mean-field theory. However, the reason for this exponent here is that the avalanches propagate in a conical region centered around the grain boundary.

Although our results have so far shown a universal behavior, we identify within the framework of this model, one clear instance of the breakdown of this universality. This has to do with having a very loose packing in the system. If this is the case, particles can fall large distances in the course of an avalanche and compactify the system far below. The scaling law derived above would thus not be valid for such systems. We observe such a behavior in at least one case in the *Tetris* model. As mentioned above, in the case when the particles are rods with two different orientations, we observe $\tau = 1.5$ in the case of systems where the heights are about equal to the widths. However, surprisingly when the systems are relatively long and narrow, the density profile is different

and has a gradually decreasing region (instead of a constant value as in systems with lower aspect ratios). The exponent of the avalanche distribution too is different and is larger than 1.5 (see Fig. 4). To understand why this can be so, we have to rewrite the above mean-field theory for a loose system for which the particles can fall large distances. What this means is that in principle the whole avalanche above a certain height can contribute. This can be quantified by rewriting eq.(2) in the following manner:

$$\rho_h(t+1) = \rho_h(t) - \frac{1}{L^2} + \frac{1}{L^2} \int_{s^*}^{\infty} (s - s^*)^{\alpha} s^{-\tau} ds \quad (4)$$

where s^* is the typical size of an avalanche reaching a height h and α is a measure of how much of this avalanche contributes to heights less than h . Making a change of variables and taking the s^* dependence out of the integral, we find that the relevant scaling relation is now expressed in terms of s^* as $\tau = 1 + \alpha$. Since $\alpha \leq 1$ we find that for systems with very loose packings, $\tau \leq 2$.

We have checked this by changing the stability condition for particles to get a much looser packing. In all the cases considered above, the particles need to be stable in two directions in order not to fall (though sometimes it can happen that a single particle keeps a particle above stable in both directions). We investigated this by looking at a system of *sticky* particles, in which one downward contact in either direction suffices for stability. Repeating the same recycling procedure used throughout the paper we find in this case a stationary state with a non-compact bulk packing (Fig.2-right). During the process of an avalanche particles can fall large distances and compactify regions far below and hence the scaling relation (2) is not expected to hold. We indeed find an avalanche distribution in the steady state characterized by an exponent $\tau = 1.9 \pm 0.05$ (see Fig.3) out of the range of validity of eq.(2).

The following remark concerns the nature of the steady state in this whole class of systems. From fig.(3) we see that there are bumps observed in the avalanche distributions for large values of the avalanche size. This bump could simply represent a finite-size effect due to the comparatively looser surface packing, which makes it easy for avalanches which arrived close to the surface to propagate right through. However we find that the bump is much bigger than what is expected from just this argument. A possible reason could be that (as mentioned earlier) the avalanches propagate on the grain boundaries which have a density $\rho < \rho_c$. As a result the probability for large avalanches could be enhanced. In this perspective it is very interesting to investigate further the nature of the stationary state in these systems [14].

In summary, we have defined and studied a steady state dynamics for lattice models of granular media. We observe the restructuring of the medium under this dynamics and comment on the interplay between the struc-

ture and the avalanche distribution from our numerical results as well as in the framework of a mean-field theory for these systems.

Acknowledgements: HJH, SK, SSM and SR would like to thank CEFIPRA. In particular, SK and SSM would like to acknowledge financial support from CEFIPRA under project no 1508-3/192. VL acknowledges financial support under project ERBFMBICT961220. This work has also been partially supported from the European Network-Fractals under contract No. FMRXCT980183.

-
- [1] For a recent introduction to the overall phenomenology see Proceedings of the NATO Advanced Study Institute on *Physics of Dry Granular Media*, Eds. H. J. Herrmann *et al*, Kluwer Academic Publishers, Netherlands (1998).
 - [2] P. Bak, C. Tang and K. Wiesenfeld, *Phys. Rev. Lett.* **59**, 381 (1987).
 - [3] H. M. Jaeger, C. -H. Liu and S. R. Nagel, *Phys. Rev. Lett.* **62**, 40 (1989); G. A. Held *et al*, *Phys. Rev. Lett.* **65**, 1120 (1990); M. Bretz *et al*, *Phys. Rev. Lett.* **69**, 2431 (1992).
 - [4] D. Dhar, *Phys. Rev. Lett.* **64**, 1613 (1990); L. P. Kadanoff *et al*, *Phys. Rev. A* **39**, 6524 (1989); S. S. Manna, *J. Phys. A* **24**, L363 (1992).
 - [5] V. Frette, K. Christensen, A. Malthe-Sørensen, J. Feder, T. Jøssang and P. Meakin, *Nature* **379**, 49 (1996).
 - [6] E. Caglioti, V. Loreto, H.J. Herrmann and M. Nicodemi, *Phys. Rev. Lett.* **79**, 1575 (1997) and in preparation (1998).
 - [7] E. Caglioti, A. Coniglio, H.J. Herrmann, V. Loreto and M. Nicodemi, *Europhys. Lett.* **43**, 591 (1998).
 - [8] M. Nicodemi and A. Coniglio, preprint *cond-mat* 9803148.
 - [9] S. Krishnamurthy, H. J. Herrmann, V. Loreto, M. Nicodemi and S. Roux, to appear in *Fractals* (1998).
 - [10] R. E. Snyder and R. C. Ball, *Phys. Rev. E*, **49**, 104 (1994).
 - [11] S. S. Manna and D. V. Khakar, preprint *cond-mat* 9808030.
 - [12] E. Caglioti, S. Krishnamurthy and V. Loreto, *Random Tetris Model for Granular Systems* preprint (1998).
 - [13] This mean-field is similar in spirit to the self-organised branching process studied in S. Zapperi, K.B. Lauritsen and H.E. Stanley, *Phys. Rev. Lett.* **75**, 4071 (1995).
 - [14] S. Krishnamurthy, V. Loreto and S. Roux, in preparation (1999).




FIG. 1. The *Tetris*-like model with “T-shaped” particles with two different orientations. The configuration shown is in a steady state. The boundary conditions are periodic in the horizontal direction. The black particles are those which rearrange in the avalanche caused by removing the lowest particle.




FIG. 2. Typical avalanches in the steady state for a system of T-shaped particles (left) and sticky particles (right).

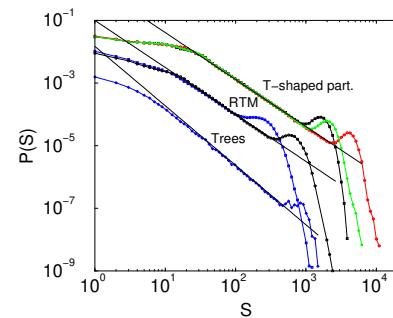


FIG. 3. $P(s)$ vs s in the steady state for “T-shaped” particles and the “crosses” *Random Tetris Model*: $\tau = 1.5 \pm 0.05$ in both cases. The system sizes shown are $Lx = 100, Ly = 500$ and $Lx = 200, Ly = 650, 1000$ respectively for the “Tees” and $Lx = 100, Ly = 150$, $Lx = 200, Ly = 300$ for the “crosses”. The last curve shows the avalanche distribution for a system of sticky particles (see text). In this case one gets $\tau = 1.9 \pm 0.05$. The system size shown is $Lx = 200, Ly = 350$.

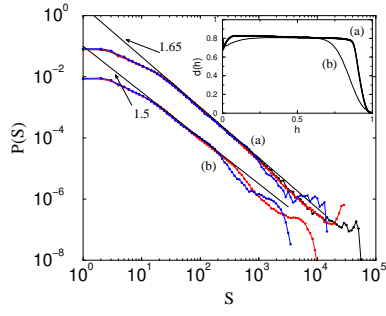


FIG. 4. $P(s)$ vs. s for the rods for systems with different aspect ratio. **(a)**: aspect ratio equal to 10 and three different system sizes: one gets an effective exponent $\tau = 1.65$; **(b)**: aspect ratio equal to 1.5 and two different system sizes: we retrieve a regime in which $\tau = 1.5$. The inset shows density at height h vs. h/Ly : there is an initial depletion zone (caused by ordering at the bottom wall) which is independent of system size followed by a region which is flat for case (b) and gradually decreasing for case (a).