

A GENERAL METHODOLOGY TO PRICE AND HEDGE DERIVATIVES IN INCOMPLETE MARKETS

ERIK AURELL

*Matematiska Institutionen, Stockholms Universitet
S-106 91 Stockholm, Sweden*

ROBERTO BAVIERA

*Dipartimento di Fisica, Università dell'Aquila, and Istituto Nazionale Fisica della Materia
Via Vetoio, I-67010 Coppito, L'Aquila, Italy*

OLA HAMMARLID

*Matematiska Institutionen, Stockholms Universitet
S-106 91 Stockholm, Sweden*

MAURIZIO SERVA

*Dipartimento di Matematica, Università dell'Aquila, and Istituto Nazionale Fisica della Materia
Via Vetoio, I-67010 Coppito, L'Aquila, Italy*

ANGELO VULPIANI

*Dipartimento di Fisica, Università di Roma "La Sapienza" and Istituto Nazionale Fisica della Materia
P.le A. Moro 2, I-00185 Roma, Italy*

December 2, 2024

We introduce and discuss a general criterion for the derivative pricing in the general situation of incomplete markets, we refer to it as the No Almost Sure Arbitrage Principle. This approach is based on the theory of optimal strategy in repeated multiplicative games originally introduced by Kelly. As particular cases we obtain the Cox-Ross-Rubinstein and Black-Scholes in the complete markets case and the Schweizer and Bouchaud-Sornette as a quadratic approximation of our prescription. We also discuss some other simple limits. Technical and numerical aspects for the practical option pricing, as large deviation theory approximation, Monte Carlo computation and data analysis are discussed in detail.

1. Introduction

The most successful (and famous) result in the theory of derivative products is the Black and Scholes formula for option pricing¹¹. Their procedure of pricing options is based on the assumption of an efficient and complete stock market and a lognormal distribution for the returns of the underlying asset.

In an efficient market no opportunity of arbitrage is allowed, i.e. it is not possible to gain for sure and systematically. The most general formulation of the no-arbitrage argument^{11,16} is due to Harrison and Krebs²⁷. They show that a price system (under certain restrictions such as no trading costs) admits no arbi-

trage opportunities if and only if there exists an equivalent probability measure, with respect to which all price processes are martingales.

This theory is discussed in several excellent monographs^{17,22,28,29,39}. Nevertheless, these developments do not yield to a fully general solution of the derivative pricing problem, since the equivalent martingale measure is not uniquely defined, except if the market is complete. In this case, in fact, it is possible, using options and shares of a single stock, to build up a portfolio with deterministic return. Then, under the assumption of absence of arbitrage, one can replicate the interest rate and in this way fix the option price. Stated differently, money invested in this portfolio grows as capital invested in a bank account. Given this fact why should one invest in a portfolio which needs an active and frequent trade, when it is as convenient as a *lazy* investment in a bank? The question arises even stronger when market frictions are added to the model.

In the lognormal model of Black-Scholes the market of one stock and a risk free asset is already complete. One can thus test its predictions by computing the volatility of the price process of the underlying security, plugging that into the Black-Scholes formula, and then comparing with observed market prices of a derivative: such tests were initiated already by Black¹² and Scholes¹⁰. A more robust test can be done fitting the observed option prices with a lognormal formula where the volatility is treated as a free parameter^{33,43,15,44}. The observed volatility varies inversely with strike price, which would imply that the Black-Scholes formula systematically under-values out-of-the-money options. Furthermore, a wider class of non lognormal processes in continuous time for which the market is also complete, and the derivative pricing problem can be solved by no-arbitrage condition, also exists. To decide which is the model in this class which better fits the observed data is, however, a non trivial task^{20,21,44,4,5}.

If the market is incomplete there are many possible equivalent martingale measures depending on the utility chosen by the operator; any choice selects a price system without arbitrage opportunities. The mean-variance pricing procedures in incomplete markets are the most common in the literature^{13,46}. The optimal hedge portfolio is found by assuming that investors are risk averse. One result of this theory is that the expected growth of the capital invested in this portfolio is equal to the interest rate. Why should a risk averse investor, or any rational investor, invest in such a portfolio when the return is not certain and merely expect to equal the interest rate? Moreover, the mean-variance approach is one of the several possible approaches based on utility functions, why should this specific approach describe how an investor behaves?

In this paper we shall consider the general case of an incomplete market under the standard assumption of no transaction costs. We use an objective criterion to price derivatives which does not involve subjective utilities. Equivalently, we state an argument which is able to decide which is the appropriate martingale out of the many possible ones. This criterion is based on the theory of optimal gambling due to Kelly³⁰ and hereafter we will refer to it as the Principle of No Almost

Sure Arbitrage. The principle can be easily stated by considering an investor which looks for the growth-optimal investment strategies among combinations of shares and options. Some results of this paper have been already presented in ¹ (Aurell et al. 98).

The paper is organized as follows: in section 2 we expose and discuss the Kelly theory in the general framework of incomplete markets. In section 3 we state the Principle of No Almost Sure Arbitrage and we obtain an equilibrium price for derivatives pricing. In section 4 we show the *almost sure* consequences of an out of equilibrium derivative pricing. Section 5 is devoted to a discussion of the relations and differences to other pricing procedures. In particular, we derive the Cox-Ross-Rubinstein and Black-Scholes approach in the case of complete markets and the Schweizer and Bouchaud-Sornette risk minimal procedure as a quadratic approximation of our model. Furthermore some analytical expansions are obtained for the case of small excess of return. We consider the problems involved in the option pricing and we propose some analytical and numerical approaches to the problem, we discuss the large deviation approach in section 6 and develop a Monte Carlo method in section 7. In section 8 we discuss in detail the errors related to the option pricing starting from the historical distribution of the underlying. In addition we check the obtained results against one year of daily data of the Stockholm Stock Exchange Index and the related European Call Options. We also consider the more general cases of time correlated returns in section 9 and of a multi-asset portfolio in section 10. Finally, in section 11 we summarize and discuss our results.

2. The Kelly theory of Optimal Portfolio

In this section we summarize Kelly's theory of optimal gambling ³⁰. He was looking for an interpretation of Information Theory of Shannon ⁴⁷ outside the context of communication, later Breiman ^{8,9} has reconsidered this theory as a model for optimal portfolio in a stock market. For a recent review of growth-optimal investment strategies see ^{25,38}.

In the paper we shall consider, except where differently stated, a discrete time price movement of stock (or some other security) described by

$$S_{t+1} = u_t S_t . \quad (2.1)$$

where time is discrete, S_t is the price at time t of a share and the u_t 's are independent, identically distributed random variables. The assumptions of independence on the u_t 's will be relaxed in section 9.

Consider now an investor who starts at time 0 with a wealth W_0 , and who decides to gamble on this stock many times. Suppose that the investor chooses to invest at each time a fraction l of her capital in stock, and the rest in a risk-less security, i.e. a bank account. A non-zero risk-less rate corresponds to a discount factor in the definition of the share prices, and can be accounted for by a redefinition of the u_t 's. We set for simplicity the risk-less rate to zero, at the end we write the result in the general case. The investor will hence hold at time t a number lW_t/S_t of shares, and

her wealth at successive instants of time follows a multiplicative random process

$$W_{t+1} = (1 - l)W_t + lu_tW_t = (1 + l(u_t - 1)) W_t . \quad (2.2)$$

In the large time limit we have, by the law of large numbers, that the exponential growth rate of the wealth is, with probability one, a constant. That is,

$$\lambda(l) = \lim_{T \rightarrow \infty} \frac{1}{T} \log \frac{W_T}{W_0} = E^p[\log(1 + l(u - 1))] \quad (2.3)$$

holds for almost all realizations of the random variables u_t , where

$$E^p[(\cdot)] \equiv \int (\cdot) p(u) du . \quad (2.4)$$

and $p(u)$ is the probability density for the random factors u .

The optimal gambling strategy of Kelly consists in maximizing $\lambda(l)$ in (2.3) by varying l . The solution is unique because the logarithm is a convex function of its argument. Let us discuss which values of l are reasonable in our problem. First, the optimum l must be such that $1 + l(u - 1)$ is positive on the support of u . Second, we must decide if borrowing of cash or short selling of stock is allowed. In the original formulation of Kelly it is not, but here it is useful to allow l to take any finite positive or negative value, and look for the maximum of $\lambda(l)$. Notice that we have assumed a vanishing rate for any risk-less investment, having considered a discounted security price.

The desired strategy is hence the only finite l^* which solves

$$0 = \frac{d\lambda(l)}{dl} \Big|_{l=l^*} = E^p \left[\frac{u - 1}{1 + l^*(u - 1)} \right] \quad (2.5)$$

and the maximum growth rate is

$$\lambda^* = E^p[\log(1 + l^*(u - 1))] . \quad (2.6)$$

Let us define

$$q(u) \equiv \frac{p(u)}{1 + l^*(u - 1)} , \quad (2.7)$$

where l^* is the optimal fraction. It is easy to show that $q(u)$ is a probability, since $1 + l^*(u - 1)$ is positive it follows that $q(u)$ is also positive, from (2.5) and the fact that the probability $p(u)$ is normalized, one has

$$\int q(u) du = \int q(u)(1 + l^*(u - 1)) du = 1 . \quad (2.8)$$

The $q(u)$ is a new probability with respect to the given stock. Furthermore, this probability is a martingale, in fact after having defined

$$E^q[(\cdot)] \equiv \int (\cdot) q(u) du \quad (2.9)$$

using (2.5) it is immediate to obtain

$$E^q[u] = 1 . \quad (2.10)$$

Maximizing any monotonic convex function gives the same formal result as (2.3) i.e. a unique solution and, in absence of constraints, an equivalent martingale measure for prices. However, Kelly has shown that repetition of the investment many times gives an objective meaning to the statement that the growth-optimal strategy is the best, regardless to the subjective attitude to risk or other psychological considerations. In the next section we shall show that this equivalent martingale measure plays a privileged role for pricing derivatives.

3. Principle of No Almost Sure Arbitrage

We consider now the problem of pricing a derivative in incomplete markets. The argument can be easily generalized in an obvious way to an arbitrary number of derivatives, not necessarily of the same kind, but to keep the notation simple we shall write out the formulae for one.

As in the previous section we suppose that the investor repeats his investment many times but now she can include in her portfolio not only a risk-less security and a stock but also a derivative of the same stock. Let us focus on the investment at time t . We call C_0 the unknown present price of derivative and $C_1(u)$ the realized value of the derivative at the following instant of time. At this time t , she investor finds himself in the situation that if she keeps some money W in stock it will be worth uW , while if she keeps the same money in the derivative it will be worth $\frac{C_1(u)}{C_0}W$, with the same random variable u entering into both expressions. The simplest example is considering $t = T - 1$ i.e. one time step before the expiration time of an European call option with a present share price S_{T-1} and a strike price K ; in this case one has $C_1(u) = \{uS_{T-1} - K\}^+$.

At the present time t the investor uses a fraction l of her wealth to buy shares and a fraction d to buy derivatives, this means that she commits $W_t l / S_t$ shares and $W_t d / C_0$ derivatives. After the random variable u_t has taken a value, the wealth is changed to

$$W_{t+1} = \left(1 + l(u_t - 1) + d\left(\frac{C_1(u_t)}{C_0} - 1\right) \right) W_t . \quad (3.11)$$

If the investor plays this game many times, her wealth will almost surely grow at an exponential rate which is

$$\lambda(l, d; C_0) = E^p \left[\log \left(1 + l(u - 1) + d\left(\frac{C_1(u)}{C_0} - 1\right) \right) \right] . \quad (3.12)$$

We are now ready to state the Principle of No Almost Sure Arbitrage introduced in ¹: *prices of derivative securities must be such that an investor cannot construct a portfolio out of combinations of the derivatives and the underlying security which grows almost surely at a faster exponential rate than a portfolio containing only the*

underlying security. Before we turn to applications, let us pause and comment. Markets in derivative securities are characterized by small transaction costs and frequent re-balancing of portfolios. The assumption that the investor plays the same game many times should therefore be a good one.

Furthermore, the unique feature of investment strategies in a security and its derivatives is that they depend only on one source of uncertainty, quantified by the probability distribution of the underlying.

Let us now assume that we compute (3.12) and that we find an optimal growth rate

$$\lambda^*(C_0) = \text{Max}_{l,d} \lambda(l, d, C_0). \quad (3.13)$$

where

$$\lambda(l, d, C_0) = E^p \left[\log \left(1 + l(u - 1) + d \left(\frac{C_1(u)}{C_0} - 1 \right) \right) \right]. \quad (3.14)$$

and that this is realized at fractions l^* and d^* . If d^* is larger than zero, then all operators would like to buy the derivative. Hence its present price C_0 would tend to rise, and its rate of return would fall. The fraction d^* would thus tend to fall. If, on the other hand, d^* would be less than zero, then all operators would want to go short on the derivative, its present price would fall, its rate of return would rise and d^* would tend to rise. The only value of C_0 that satisfies the Principle is therefore the one such that d^* is zero.

$$\lambda^*(C_0) = \lambda^* \quad (3.15)$$

where λ^* is the Kelly optimal rate.

We remark that from a technical point of view, this procedure where d^* vanishes, is closely related to the Samuelson methodology⁴⁵ of warrant pricing in the ‘incipient case’, see³⁹[chapter 7]. We apply the principle here to derivatives in general, and not only to warrants. Furthermore, we have derived the condition $d^* = 0$ from a general principle. The incipient case is hence intrinsically important, and not only a convenient assumption to simplify the computations.

In equilibrium, the price C_0 and the fractions l and d thus satisfy two equations. One is

$$0 = \frac{\partial \lambda(l, d; C_0)}{\partial l} \Big|_{l=l^*, d=0, C_0=C_0^*} = E^p \left[\frac{u - 1}{1 + l^*(u - 1)} \right] \quad (3.16)$$

which is identical to (2.5) of the Kelly model, and therefore determines l^* . The other one is

$$0 = \frac{\partial \lambda(l, d; C_0)}{\partial d} \Big|_{l=l^*, d=0, C_0=C_0^*} = E^p \left[\frac{\left(\frac{C_1(u)}{C_0^*} - 1 \right)}{1 + l^*(u - 1)} \right]. \quad (3.17)$$

If we now compare (2.7) and (3.16), we see that (3.17) can be written

$$C_0^* = E^q[C_1(u)]. \quad (3.18)$$

which states that the derivative price process is a martingale with respect to q .

We have constructed the equivalent martingale measure q over one elementary time-step. In particular, we can find the option price at time $T - 1$, since the price of the derivative is known at the expiration time T :

$$C(T - 1, S_{T-1}) = E^q[C(T, S_T)] = E^q[C(T, u S_{T-1})] . \quad (3.19)$$

If we iterate backwards the above equation each time step we obtain

$$C(t, S_t) = E^Q [C(T, U_{T-t} S_t)] \quad (3.20)$$

where the expectation value $E^Q[\cdot]$ is taken with respect to

$$U_{T-t} \equiv \frac{S_T}{S_t} = \prod_{s=t+1}^T u_s \quad (3.21)$$

which is the product of $T - t$ identically $q(u)$ -distributed variables u_s . The distribution $Q_{T-t}(S_T|S_t)$ of this product can be obtained as the convolution of $T - t$ distributions of a single variable. The price depends on the actual share price S_t at time t . Assuming that

$$C(T, S_T) = \{S_T - K\}^+ \quad (3.22)$$

then

$$C(t, S_t) = E^Q \left[\{U_{T-t} S_t - K\}^+ \right] . \quad (3.23)$$

We have taken the risk-less rate to be zero. A non-zero risk-less rate can be put back in as a discount factor in the share prices. In fact, having defined $\tilde{u} \equiv u/r$ we can reproduce all the computations for the new stochastic variables. We start from the effective distribution of the \tilde{u} and we find the equivalent martingale measure. Then, for $r > 1$ the option price is

$$C(t, S_t) = E^Q \left[\left\{ \tilde{U}_{T-t} S_t - \frac{K}{r^{T-t}} \right\}^+ \right] \quad (3.24)$$

where $\tilde{U}_{T-t} = \prod_{s=t+1}^T \tilde{u}_s$.

4. Arbitrage in non equilibrium case

We show here that an incorrect pricing of a derivative would allow for almost sure arbitrage i.e. a rate of capital grow larger than the one obtained with the optimal portfolio of shares and risk-less securities.

Let us now suppose that the derivative is not correctly priced (i.e. it is not at its equilibrium value C_0^*):

$$C_0 = C_0^* + \Delta C_0 . \quad (4.25)$$

The optimal growth rate of the capital for a mixed portfolio is the one which maximizes $\lambda(C_0, l, d)$. It is considered now that the price of the derivative at present time is given. Assuming that ΔC_0 is small and expanding $\lambda(C_0, l, d)$ up to the second

order in $\delta l = l - l^*$ and $\delta d = d$ we find that the optimal portfolio corresponds to δl^* and δd^* given by

$$\delta l^* = \frac{\Delta C_0 \Gamma_{11}}{C_0^* \det \Gamma} \quad (4.26)$$

$$\delta d^* = -\frac{\Delta C_0 \Gamma_{22}}{C_0^* \det \Gamma} \quad (4.27)$$

where the matrix Γ is

$$\Gamma = \begin{pmatrix} E^p \left[\frac{(u-1)^2}{(1+l^*(u-1))^2} \right] & E^p \left[\frac{(\frac{C_1(u)}{C_0^*} - 1)(u-1)}{(1+l^*(u-1))^2} \right] \\ E^p \left[\frac{(\frac{C_1(u)}{C_0^*} - 1)(u-1)}{(1+l^*(u-1))^2} \right] & E^p \left[\frac{(\frac{C_1(u)}{C_0^*} - 1)^2}{(1+l^*(u-1))^2} \right] \end{pmatrix}. \quad (4.28)$$

The corresponding maximal rate is

$$\lambda(C^*) = \lambda^* + \frac{(\Delta C_0)^2 \Gamma_{22}}{2(C_0^*)^2 \det \Gamma}. \quad (4.29)$$

Remark that Γ_{22} and $\det \Gamma$ are positive quantities. Therefore, the correction with respect to the equilibrium optimal growth rate λ^* is always positive both for under valued and over valued derivatives.

This wrong valuation would change the same meaning of the derivatives because the investor would not use the mixed portfolio for reducing the risk but, he would use an inefficiency of the market, to get an higher exponential growth rate of the capital.

5. Comparisons with other approaches and limiting cases

In this section we compare our approach with previous pricing procedures both in case of complete and incomplete markets. Furthermore we consider the limiting case of a small excess rate of return $\mu \equiv E^p[u - 1]$.

5.1. Classical pricing prescriptions for complete markets

The above proposed pricing procedure agrees with no-arbitrage pricing in the case of complete markets. It is, therefore, instructive to carry through the calculations for the dichotomic Cox-Ross-Rubinstein case and the Black-Scholes continuous time limit.

Following Cox-Ross-Rubinstein we assume that the share price can go up by a factor u_u with probability p and down by a factor u_d with probability $(1 - p)$. We can safely assume that the risk-free interest rate r equals unity, we have seen, in fact, that the case $r > 1$ can always be recovered by simply replacing u with $\tilde{u} = u/r$. The probability density is therefore:

$$p(u) = p\delta(u - u_u) + (1 - p)\delta(u - u_d) \quad (5.30)$$

where the $\delta(\cdot)$ are Dirac delta functions.

The optimization equation is then solved as

$$l^* = \frac{p}{1 - u_d} - \frac{(1 - p)}{u_u - 1} \quad (5.31)$$

which leads to a probability density $q(u)$ having exactly the same form as (5.30), the only difference being that the probability p is replaced by q :

$$q = \frac{p}{1 + l_s^*(u_u - 1)} = \frac{1 - u_d}{u_u - u_d} \quad (5.32)$$

which is the Cox-Ross-Rubinstein measure q . Notice that the new martingale measure is independent of p : a result which suggests that this case is somehow pathological.

Consider now the continuous limit case of Black and Scholes, the prices of shares are continuously monitored and the financial operator is allowed for a continuous time hedging. In an infinitesimal time interval dt the share changes by a factor

$$u = \exp\{\eta dt + \Delta dw\} \quad (5.33)$$

where η and Δ are constants while dw is a gaussian random increment with vanishing average and variance $E^p[(dw)^2] = dt$. This infinitesimal time expansion is equivalent to say that

$$E^p[\log u] = \eta dt \quad , \quad Var^p[\log u] = \Delta^2 dt \quad (5.34)$$

while it is assumed that higher moments of $\log(u)$ have expected value of higher order in dt .

With the above assumptions one can easily solve the equation for l^* , in fact, up to order dt equation for l^* is

$$E^p[(u - 1)(1 - l^*(u - 1))] = 0 \quad (5.35)$$

which gives

$$l^* = \frac{\eta + \frac{\Delta^2}{2}}{\Delta^2} \quad (5.36)$$

Using (5.36) it is easy to verify that

$$E^q[\log u] = -\frac{\Delta^2}{2}dt \quad ; \quad Var^q[\log u] = \Delta^2 dt \quad (5.37)$$

and therefore for a finite time T the variable $U_T = S_T/S_0$ is distributed according to a lognormal martingale with parameter $\Delta^2 T$, which is the same martingale measure of the Black and Scholes pricing formula.

Notice that the continuous case of Black and Scholes refers, as well the Cox-Ross-Rubinstein case, to a complete market. In both cases it is possible a perfect hedging, i.e. a complete replication of the option price process by a combination of

shares and risk-less investments. This fact is not astonishing since the continuous gaussian case can always be recovered from the dichotomic case, when the time step becomes infinitesimal.

It is useful to underline that, even if the price with our principle is the same of the *classical* approaches in complete markets, this does not mean that the strategy is the same. The investor, in our case, does not worry to hedge continuously in order to obtain a risk-less portfolio but she follows the strategy of trying to do the best with the information she has i.e. she attempts to get the largest *almost sure* capital. This overcomes the paradox of the *lazy* investor, pointed out in the introduction, explaining why one should invest in a portfolio which needs an active and frequent trade. In fact, even in the complete market case, the investor obtains an almost sure exponential growth rate λ generally greater than the risk-less interest rate r .

5.2. *Schweizer and Bouchaud-Sornette approach as quadratic approximation*

In the Schweizer⁴⁶ and Bouchaud-Sornette¹³ approach the option price is obtained searching an hedging strategy which minimizes a quadratic risk function, the purpose being that of an hedging which is able to reduce the risk by a proper covering. In the limit case of a lognormal $p(u)$ the residual risk is zero and one has the usual Black-Scholes theory. In the general case the above approach gives inconsistent results i.e. negative values of the option price for large S_T ^{26,50} as shown in a different contest by Dybvig and Ingersoll²³.

Basically this approach is equivalent to maximize a quadratic utility function of the capital W

$$U^{quad}(W) = \alpha W - \frac{\beta}{2}(W - \overline{W})^2 \quad (5.38)$$

where \overline{W} is the expected capital and α and β two positive parameters. Because of the independence of returns, we consider the two times problem and we call W_0 and

$$W = (1 + l(u - 1)) W_0 \quad (5.39)$$

the capital before and after the investment respectively. Of course this theory can be used to price options if all the investor agree to maximize this utility function and then is possible to use an equilibrium argument similar to the one exposed in section 3.

Let us notice that $U^{quad}(W)$ is nothing but a Taylor expansion up to the second order of a generic utility function and in particular of the logarithm function that comes from the NASA Principle in the uncorrelated case. According to a rather general theory one can show that the martingale measure associated to an utility function $U(W)$ ¹⁹ is

$$q(u) = p(u) \frac{\frac{d}{dW} U(W)}{E^p \left[\frac{d}{dW} U(W) \right]} . \quad (5.40)$$

From this point of view it is clear why negative prices appear: this happens only when the quadratic approximation is a decreasing function of the capital.

Applying equation (5.40) to the utility U^{quad} we obtain

$$q(u) = p(u) \{1 - l^* W_0 \frac{\beta}{\alpha} [(u - 1) - \mu]\} \quad (5.41)$$

where $\mu \equiv E^p[u - 1]$, $\sigma^2 \equiv Var^p[u - 1]$, and l^* can be obtained simply by the imposition of the martingale property, or equivalently from the equation

$$l^* W_0 \frac{\beta}{\alpha} = \frac{\mu}{\sigma^2} \quad (5.42)$$

Then equation (5.41) can be written

$$q(u) = p(u) \{1 - \frac{\mu}{\sigma^2} [(u - 1) - \mu]\} \quad (5.43)$$

which is equal to the pseudo-martingale measure of Schweizer and Bouchaud-Sornette⁵⁰.

5.3. Expansion in small μ

It is interesting to have some simple analytical expressions of equation (2.9) easy to handle, i.e. to find the optimal fraction l^* . This is possible when the excess rate of return

$$\mu = E^p[(u - 1)] \quad (5.44)$$

is small.

5.3.1. Distributions with compact support

Consider a probability distribution $p(u)$ with a compact support which is in $[0, u_{max}]$ where u_{max} is the maximal possible value for u .

The equation (2.5) can be rewritten as

$$\sum_{n=0}^{\infty} E^p[(-1)^n (l^*)^n (u - 1)^{n+1}] = 0 . \quad (5.45)$$

Clearly we can solve for l^* as a power series in μ , of which the first terms are

$$l^* = \frac{1}{\sigma^2} \mu + \frac{\chi}{\sigma^6} \mu^2 + \dots . \quad (5.46)$$

From equations (2.7) and (5.46) we get the equivalent Martingale measure

$$q(u) = p(u) \left(1 - \frac{\mu}{\sigma^2} (u - 1) + \mu^2 \left(-\frac{\chi}{\sigma^6} (u - 1) + \frac{1}{\sigma^4} (u - 1)^2 \right) + \dots \right) \quad (5.47)$$

where σ^2 and χ are the second and the third cumulant of the rescaled return $u - 1$ respectively.

We can check that up to order μ the result of the NASA principle is identical to the minimal risk prescription of Schweizer and Bouchaud-Sornette.

All the expansions in this section are convergent if the optimal value l^* is small enough. The individual terms in the expansion however exist under the much weaker conditions that the respective moments are finite. In the fairly natural case that all the moments of u are finite, but the support of $p(u)$ unbounded, then the expansions in this section exist as asymptotic series. A truncation to finite order of these series should therefore in general be a good approximation to the true result, as long as μ is small and the moments exist.

5.3.2. Heavy-tail distributions

Our purpose here is to consider a case where the expansion (5.45) is meaningless. There are some known experimental evidences that the one-time return u is well described by a proper Levy distribution^{34,35}, but it is still an open problem if the variance is finite or not. We shall therefore assume that the price returns of the underlying security are described by a probability distribution with a power law decay at large arguments, i.e.

$$p(u) \sim \beta u^{-1-\nu} \text{ for } u \gg 1. \quad (5.48)$$

The exponent of the power law ν is in the interval $(1, 2]$ and β is a constant. Hence the expected value of u exist and is finite, but all the higher moments are infinite.

Laws such as (5.48) give the asymptotic behavior of probability distribution which are stable against aggregation of additive random variables³¹.

We assume that the excess rate of return μ is small. We wish to find l^* for a probability

$$q(u) = \frac{p(u)}{1 + l^*(u-1)} \sim \beta u^{-2-\nu} \text{ for } u \gg 1. \quad (5.49)$$

Let us now assume that l^* is positive and also small, but not necessarily of the same order as μ . Then,

$$q(u) \sim \begin{cases} p(u) & \text{if } u \ll \frac{1}{l^*} \\ \frac{1}{l^*u} p(u) & \text{if } u \gg \frac{1}{l^*} \end{cases}. \quad (5.50)$$

The first remark is therefore that the second moment of the probability distribution $q(u)$ exists if the optimal fraction l^* is positive. Equations (5.44) and (5.49) give

$$\begin{aligned} 0 &\approx \int_0^{1/l^*} (u-1)p(u)du + \frac{1}{l^*} \int_{1/l^*}^{\infty} p(u)du \\ &\approx \mu + \frac{1}{l^*} \beta \left(\frac{1}{l^*}\right)^{-\nu} \frac{1}{\nu} - \beta \left(\frac{1}{l^*}\right)^{-\nu+1} \frac{1}{\nu-1} \\ &= \mu - \beta (l^*)^{\nu-1} \frac{1}{\nu(\nu-1)}. \end{aligned} \quad (5.51)$$

We can therefore solve for l^* as

$$l^* \approx \left(\frac{\mu \nu (\nu-1)}{\beta} \right)^{\frac{1}{\nu-1}}. \quad (5.52)$$

In the limit when ν tends to 2, l^* scales linearly with μ , in agreement with (5.46). When ν is in the interval between 1 and 2, the optimal fraction however goes to zero faster than μ .

5.3.3. Log-Levy distributed securities

We construct here the measure q for a probability distribution of the form

$$p(u) \sim \begin{cases} Cu^{-1}(\log u)^{-1-\nu^{(+)}} & \text{for } u \gg 1 \\ Cu^{-1}|\log u|^{-1-\nu^{(-)}} & \text{for } u \ll 1 \end{cases} \quad (5.53)$$

We will refer to these laws as “log-Levy” laws, since they are distributed as Levy laws with exponents $\nu^{(+)}$ and $\nu^{(-)}$ in the logarithmic variable, let us note that

$$\begin{aligned} E^p[\log u] &= \int_0^\infty \log u p(u) du < \infty \\ E^p[(\log u)^2] &= \int_0^\infty (\log u)^2 p(u) du = \infty \end{aligned} \quad (5.54)$$

As the Levy laws are stable under addition, so the log-Levy laws are stable under multiplication, if the exponents of the power laws, $\nu^{(+)}$ and $\nu^{(-)}$, are in the interval $[1, 2]$. The limit case of an exponent equal to 2 corresponds to the lognormal distribution.

However, this does not mean that the log-Levy laws are necessarily as natural as the Levy laws. The divergence at large u in (5.53) implies that the expectation value with respect to p of the random variable u does not exist. Therefore the excess rate of return μ is undefined, and we cannot expand in powers of μ , as above.

Let us now see how we may nevertheless make progress in treating such distributions. We will for the moment assume that the distribution p is nicely behaved for small u . Hence we have that the growth rate of the wealth (2.3) exists and is finite in a region around $l = 0$. We can therefore find the maximizing l^* , for which we have

$$\frac{d\lambda(l)}{dl} \Big|_{l=l^*} = \int_0^\infty \frac{(u-1)}{1+l(u-1)} p(u) du = 0 \quad (5.55)$$

where the integral is convergent for every l greater than zero, and otherwise undefined. In fact, the maximizing l^* cannot be less than zero, because the support of p is unbounded. Hence, $l = 0$ is at the boundary of the domain for which $\lambda(l)$ is well-defined function of l , and the variational equation is in this case of appropriate.

We can therefore assume that the maximum is attained at some positive l^* . Using the variational equation, we obtain the equivalent measure (2.7) for which

$$q(u) \sim \begin{cases} p(u) & \text{if } u \ll \frac{1}{l^*} \\ \frac{1}{l^* u} p(u) & \text{if } u \gg \frac{1}{l^*} \end{cases} \quad (5.56)$$

Just as in the Levy distribution treated above, we have that $E^q[u^2]$ exists, and is finite. And it therefore follows the much weaker condition that $E^q[(\log u)^2]$ is convergent at large u .

The objective of these computations was to show that even a very wildly divergent distribution p for large u will lead to a distribution q , which has at least

the first and second moments. Hence, as concerns large positive deviations, the measure q will always correspond to $\nu^{(+)} = 2$, i.e. in the basin of attraction under aggregation of the lognormal law.

Things are different for small u . Then the distributions p and q are practically the same. Hence, q inherits the same exponent $\nu^{(-)}$ from p , and this exponent is retained under aggregation.

The limit law $Q_T(S_T|S_0)$ can thus be described as follows: for large $U_T = S_T/S_0$ it tends to a lognormal distribution, with corrections that are computable by large deviation theory. For these U_T there is really no difference in this respect between log-Levy distributions, Levy Distributions, and distributions with finite variance. On the other hand, for small u the distribution q retains the power-law behavior of p , and this property is preserved under composition. In the logarithmic variables, the distributions $Q_T(S_T|S_0)$ thus belong to the maximally asymmetric Levy laws, which are Gaussian for large arguments (to the right), but have power-law behavior for small arguments (to the left).

For pricing of derivatives such as options, the log-Levy laws are similar to the Levy laws discussed above. Depending on the value of the maximizing fraction l^* , there may be a range of strike prices where the price of the option may be very small, but the optimal hedging strategy is to hold almost one unit of stock for every option.

A more interesting conclusion is that it gives substance to the statement that the market treats large (positive) gains and large (negative) losses differently. A distribution with large positive gain in p influences only the value of the parameter l^* in q . The details of the distribution of large gains are hidden in this one parameter. The market uses effectively an evaluation of large gains as if they were lognormally distributed. On the other hand a distribution of large losses is always remembered, if that distribution has sufficiently massive support close to zero.

6. Large deviations

In section 3 we have shown that the equilibrium price of an option is determined by a suitable probability distribution $Q_T(S_T|S_0)$ which is related to the one-time step equivalent martingale measure q defined in (2.7). The distribution $Q_T(S_T|S_0)$ is then constructed by compounding the measure q of one time-step. If u can take only a finite number of values N , then $Q_T(S_T|S_0)$ can be written as a multinomial expansion, a simple generalization of the Cox-Ross-Rubinstein formula with binomial coefficients. However, if the number of time steps is large, then the multinomial expansion involves $O(N^T)$ operations, and some other approach must be found. Therefore we need some analytical and numerical techniques for an estimation of the price. In this section we discuss the large deviation approach. Section 7 is devoted to the Monte Carlo method. In section 8 we consider in detail the problem of finding l^* from the empirical distribution and the associated martingale measure (2.7).

The natural answer to the problem of a correct approximation of the martingale

distribution $Q_T(S_T|S_0)$ comes from large deviation theory. To state the problem we have to define the proper large deviation variable

$$z \equiv \frac{1}{T} \log S_T/S_0 \quad (6.57)$$

whose probability distribution $\tilde{Q}_T(z)$ is trivially obtained from $Q_T(S_T|S_0)$.

In a nutshell, the mathematical essence of the large deviations theory⁴⁹ is the existence, under suitable hypothesis, of a convex function G (usually called Cramers function) such that, at large T , the leading term of the probability distribution is given by

$$\tilde{Q}_T(z) \sim \sqrt{\frac{T G^{(2)}(z)}{2\pi}} \exp -G(z)T \quad (6.58)$$

where $F^{(i)}$ is the i^{th} derivative of the function F . Because of the Oseledec theorem⁴² one has that z , in the limit of very large T , is almost surely equal to its expected value λ , therefore, $G(z)$ has to be strictly positive except for $z = \lambda$ where it vanishes.

In order to find out in practice the Cramer function it is sufficient to compute the scaling exponents $L(n)$ for the moments of S_T

$$L(n) \equiv \lim_{T \rightarrow \infty} \frac{1}{T} \log E^Q[(S_T/S_0)^n]. \quad (6.59)$$

where

$$E^Q[(S_T/S_0)^n] = \int \tilde{Q}_T(z) \exp\{zT\} dz. \quad (6.60)$$

in fact, the Cramers function and the $L(n)$ are related via a Legendre transformation:

$$G(z) = \max_n [nz - L(n)] = zn^*(z) - L(n^*(z)) \quad (6.61)$$

where $n^*(z)$ is the value where the maximum is realized.

Then one can compute the option price using (6.58) or by a direct numerical evaluation either doing some analytical approximation for the Cramer function.

In the case of a direct numerical calculation of the price, e.g. using the standard Cavalieri-Simpson method⁴¹, is better to express the integrals as function of n

$$\sqrt{\frac{T G^{(2)}(z)}{2\pi}} e^{-G(z)T} dz = \sqrt{\frac{T L^{(2)}(n)}{2\pi}} e^{-T[nL^{(1)}(n) - L(n)]} dn \quad (6.62)$$

because we know directly $L(n)$ and exists an invertible relation between n and z

$$z = L^{(1)}(n) \quad (6.63)$$

It is interesting and important to obtain some analytical estimations of the price. The lognormal approximation can be recovered keeping only the first two terms of the Taylor expansion of $L(n)$ around zero, and one obtains

$$G(z) = \frac{1}{2\Delta^2} (z - \lambda)^2 \quad (6.64)$$

where

$$\lambda \equiv E^q[\log u] , \quad \Delta^2 \equiv Var^q[\log u] \quad (6.65)$$

which is a good approximation only for relatively small fluctuation of S_T around its typical value $\exp \lambda T$. It is important to remind the the lognormal approximation, in spite of its relevance in many fields, is, from a mathematical point of view, rather peculiar. This is basically related to the fact its moments grow too fast and therefore for this distribution the Carleman criterion does not hold ¹⁴. A simple way is to consider the correction to the parabolic shape of the lognormal approximation is to consider the Taylor expansion of order R of $L(n)$

$$L(n) \simeq \sum_{j=1}^R \lambda_j n^j \quad (6.66)$$

that implies

$$G(z) \simeq \sum_{j=2}^R g_j (z - \lambda)^j \quad (6.67)$$

where

$$\begin{aligned} g_2 &= \frac{1}{2\lambda_2} \\ g_3 &= -\frac{\lambda_3}{3\lambda_2^3} \\ g_4 &= \frac{1}{\lambda_2^4} \left(\frac{\lambda_3^2}{2\lambda_2} - \frac{\lambda_4}{4} \right) \\ g_5 &= -\frac{1}{\lambda_2^5} \left(\frac{\lambda_3^3}{\lambda_2^2} - \frac{\lambda_4\lambda_3}{\lambda_2} + \frac{\lambda_5}{5} \right) \\ g_6 &= \frac{1}{\lambda_2^6} \left(\frac{7}{3} \frac{\lambda_3^4}{\lambda_2^3} - \frac{7}{2} \frac{\lambda_3^2\lambda_4}{\lambda_2^2} + \frac{1}{\lambda_2} \left(\frac{\lambda_4^2}{2} + \lambda_5\lambda_3 \right) - \frac{\lambda_6}{6} \right) \\ &\vdots \end{aligned} \quad (6.68)$$

The above expansion of $L(n)$ around $n = 0$ is quite reasonable because in this way one has a rather good approximation of the probability distribution around the maximum. On the other hand, at least in non trivial cases, one does not obtain good results for the option pricing, even if probability normalization factor are properly taken into account (see figure 1).

In order to understand this fact it is enlightening to compute the scaling exponents $L(n)$ using (6.58) and (6.59).

$$E^Q[(S_T/S_0)^n] \sim \exp\{T(nz^*(n) - G(z^*(n)))\} \quad (6.69)$$

where $z^*(n)$ is the maximum of $nz - G(z)$. This fact means that the most important contribution to this integral comes from rare events such that $z = z^*(n) \neq \lambda$ of exponentially small probability. In other words, the leading term of the product $\tilde{Q}_T(z) \exp\{Tnz\}$ comes from the value $z = z^*(n)$. Only, when $n = 0$ than one reduce to consider the most probable events since $z^*(0) = \lambda$.

Now we can easily see how the above considerations enters into the problem of pricing options. Let us notice that the price C_0 of an European call option can be written as

$$C_0 = \int dz \tilde{Q}_T(z) \{\exp Tz - K\}^+ = I_1 - KI_2 \quad (6.70)$$

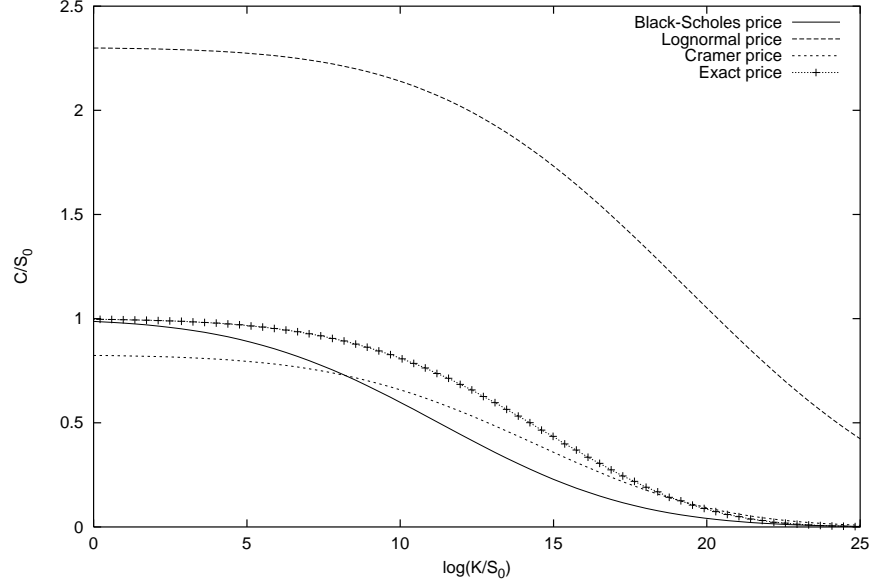


Fig. 1. Option prices C rescaled by the initial value of the stock S_0 as function of $\log(K/S_0)$ for $T = 30$. The returns of the price over one elementary time step take three discrete values 0.2, 1 and 2.5 with probability 0.15, 0.15 and 0.7 respectively. We compare the exact prices, and the Black-Scholes ones with the large deviation prescription with an expansion of $L(n)$ around 0 with $R = 2$ (lognormal approximation) and $R = 6$ (see text).

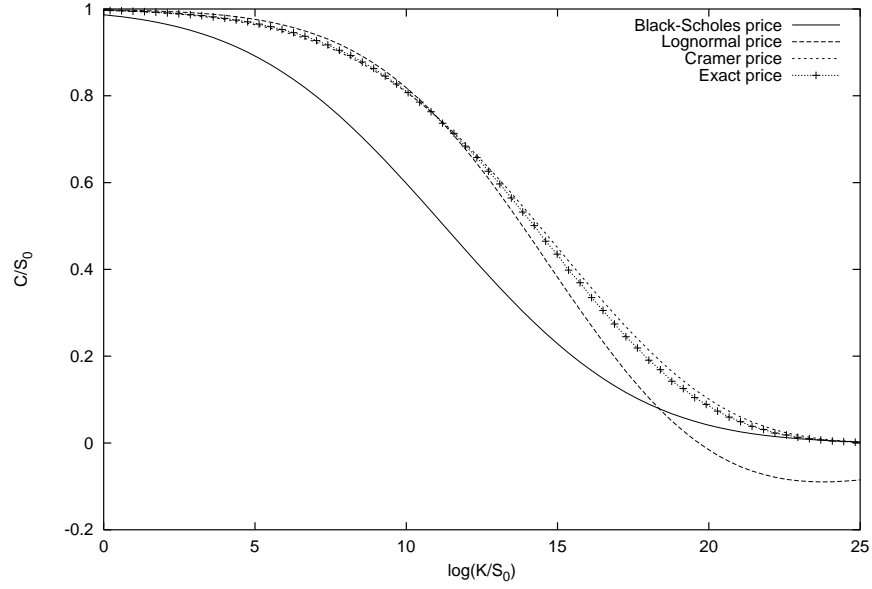


Fig. 2. Option prices C rescaled by the initial value of the stock S_0 vs. $\log(K/S_0)$ for $T = 30$. The returns of the price over one elementary time step are the same of figure 1. We compare the exact prices, and the Black-Scholes ones with the large deviation prescription described in the text with $R = 2, 6$.

where

$$I_1 = \int_{\log K}^{\infty} dz \tilde{Q}_T(z) \exp Tz \quad I_2 = \int_{\log K}^{\infty} dz \tilde{Q}_T(z) \quad . \quad (6.71)$$

Then the origin of the problems both for the *naive* Monte Carlo (see next section) and large deviation becomes clear: the most important contribution to the integral I_1 is given by the exponentially rare events for which $z = z^*(1)$. It is then important to observe that because of the martingale property of $Q_T(S_T|S_0)$

$$\tilde{\Omega}_T(z) \equiv \tilde{Q}_T(z) \exp Tz \quad (6.72)$$

is a probability distribution. Since the most important contributions to I_1 come from the most probable events of the $\tilde{\Omega}_T(z)$ distribution, we can simply repeat the large deviations expansion of $L(n)$ around $n = 0$ for this new distribution while I_2 is computed in the previous way.

It easy to check that $L(n)$ computed with respect to $\tilde{\Omega}_T$ exactly equals $L(n+1)$ computed with respect to \tilde{Q}_T . Therefore the expansion with respect to $n = 0$ for the new distribution corresponds to an expansion around $n = 1$ for the old one.

In figure 2 we show the results obtained in this way for the cases with $R = 2$ (lognormal approximation) and $R = 6$. We observe a quite good agreement with the exact prices.

7. Monte Carlo

The idea of the Monte Carlo is very old ⁴⁰ and conceptually rather simple. Instead of computing an average of a function $A(S_T)$ according the measure $Q_T(S_T|S_0)$:

$$E^Q[A(S_T)] = \int A(S_T) Q_T(S_T|S_0) dS_T \quad , \quad (7.73)$$

one performs a large number M of trials (i.e. M different realizations of the random process S_T according to the martingale distribution) and then compute the average as

$$A_T^{(M)} = \frac{1}{M} \sum_{j=1}^M A(S_T^{(j)}) \quad (7.74)$$

where $S_T^{(j)}$ is the j -th realization and $E^Q[A(S_T)] = \lim_{M \rightarrow \infty} A_T^{(M)}$. We discuss the case in which the u can take only a finite number of values $u^{(i)}$, $i = 1, 2, \dots, N$ with probability p_i . The j -th realization is obtained in the following way. From S_0 one constructs $S_1^{(j)}$ as $S_1^{(j)} = S_0 u_1$, where u_1 is drawn with probability (2.7), one extracts in the same way u_2 and so on; with this procedure one obtains $S_2^{(j)}$, $S_3^{(j)}$, \dots and finally $S_T^{(j)}$. In this way the number of operations involved is $O(MT)$, while the error estimation using standard variance considerations is

$$\Delta A_T^{(M)} = \sqrt{\frac{1}{M-1} \sum_{j=1}^M (A(S_T^{(j)}) - A_T^{(M)})^2} \quad (7.75)$$

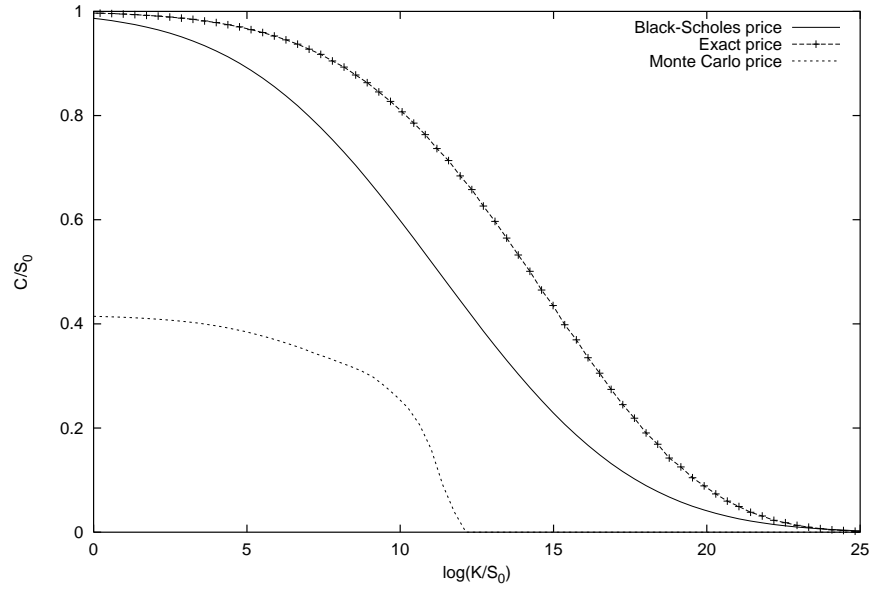


Fig. 3. Option prices C rescaled by the initial value of the stock S_0 as function of $\log(K/S_0)$ where K is the strike price, T is chosen equal to 30. The returns of the price over one elementary time step are the same of figure 1. We compare the exact prices, the ones obtained with the *naive* Monte Carlo algorithm with 1 million trials and the Black-Scholes prescription. The values have been intentionally chosen unrealistic in order to stress the differences between the different approaches.

For example in figure 3 we show the price of an European call option as a function of a trichotomic probability distribution. The prices obtained with Monte Carlo simulations with 1 million trials are compared with the Black-Scholes ones and the exact ones given by Eq. (3.23).

The large errors involved in this approximations are mainly due to the fact that the most important contribution in (3.23) comes from the tails of the distribution $Q_T(S_T|S_0)$. We need then a good control of the tails; this is provided by the large deviations theory or a suitable Monte Carlo.

Taking into account the results of the previous section we have now all the ingredients to build a reasonable Monte Carlo algorithm. As previously shown in (6.70) the price is a linear combination of two integrals, I_1 and I_2 . The most important contribution to I_1 come from the most probable events of $\tilde{\Omega}_T$. Let us write

$$I_1 = \int_{\log K}^{\infty} dz \tilde{\Omega}_T(z) = S_0 \sum_{S_T > K} \Omega_T(S_T/S_0) \quad (7.76)$$

where Ω , in the case u assumes only a finite number of values N , is the convolution of a number T the one-time distribution defined by

$$\omega(u^{(i)}) = u^{(i)} q(u^{(i)}) \quad (7.77)$$

that is properly normalized because of the martingale property of the q -distribution. The algorithm follows then the same steps of the simple Monte Carlo, using to compute the integral I_1 the ω -distribution instead of the q -distribution. To improve the results we have also used the control variate technique ⁷. Even in the extreme situation of a very big $Var[u]$ such as in the case of a truncated Levy distribution of figure 4 we obtain good results both for the Monte Carlo and the large deviations approximation. In figure 5 we show the results obtained the trichotomic distribution of figure 1.

8. Treatment of the data

8.1. The experimental error on the optimal l^*

The realistic application of the theory we have presented depends on the possibility of estimating the distribution $p(u)$ from real data. In fact, $p(u)$ enters into the construction of the $q(u)$ both directly and with the optimal l^* , which is a functional of $p(u)$. Therefore, it is very important to estimate l^* together with the magnitude of its error.

The information which is possible to obtain from the market is a series of stock prices, S_0, \dots, S_H , where H is the number of data. We consider the time interval between observations to be large enough to ensure the time independency of the returns $u_t = S_t/S_{t-1}$.

In order to estimate experimentally the true distribution $p(u)$ we consider a partition of the support of the distribution in M intervals of width Δ , the requirement

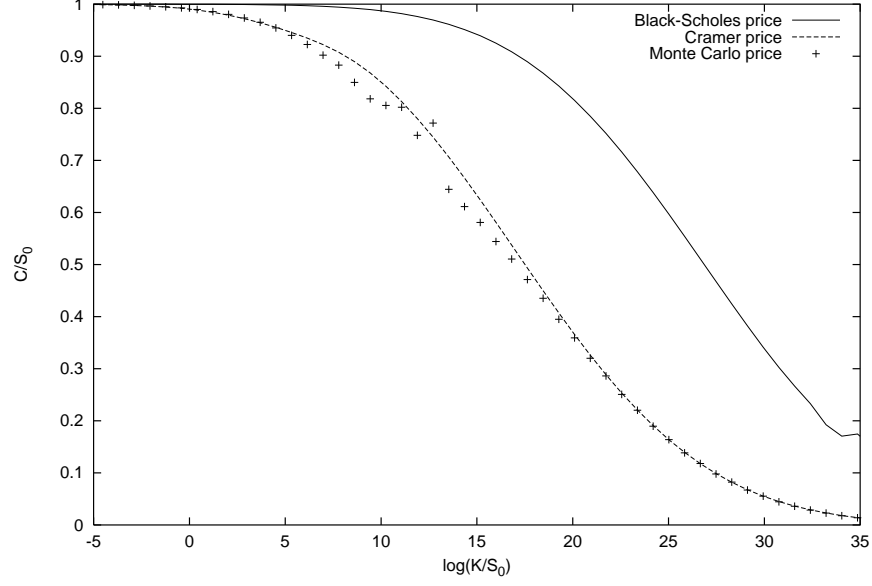


Fig. 4. Option prices C rescaled by the initial value of the stock S_0 vs. $\log(K/S_0)$ for $T = 30$. The returns can take the values $u^{(n)} = u^{(0)}\alpha^n$, with $u^{(0)}$ equal to 0.4, α equal to 1.2 and the index n ranging from zero to $N = 30$. The probability $p(u^{(n)})$ is $C_N(u^{(n)})^{-\beta}$, with $\beta = 0.5$ and C_N a normalization constant. We compare the large deviations ($R = 6$) and Monte Carlo approximations and the Black-Scholes prices. The Monte Carlo simulation has been performed with 10^7 trials.

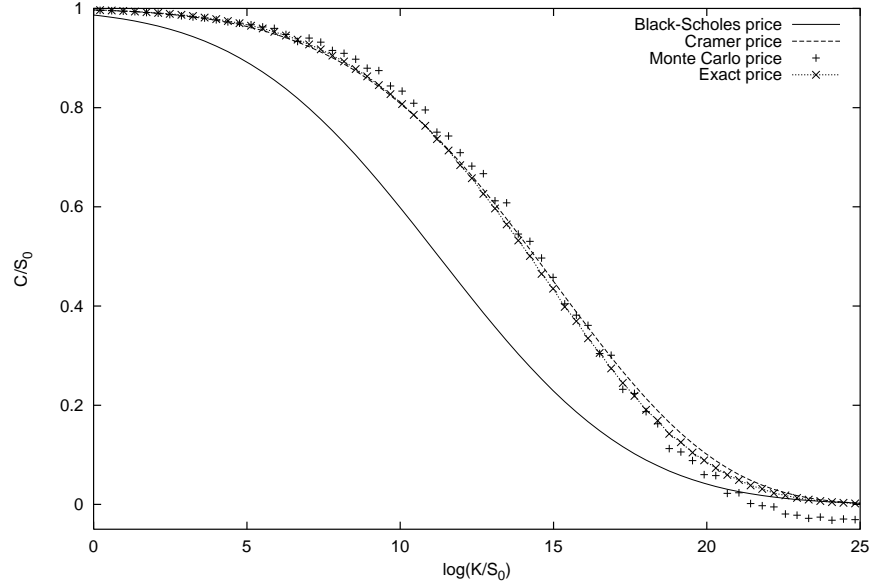


Fig. 5. We compare the same quantities of figure 4 with the exact prices in the case of the trichotomic returns of figure 1. The Monte Carlo simulation has been performed with 10^5 trials.

being that $M \leq H$. Then we estimate the probability in one of the interval by the ratio between the number of observed data in the interval and the total number of data H . In this way one creates a histogram which is the approximating probability $P_{\Delta,H}(u)$, whose deviation from the ‘true’ probability $p(u)$ reduces when H becomes larger and Δ smaller. Let us call

$$\delta P_{\Delta,H}(u) = P_{\Delta,H}(u) - P(u) , \quad (8.78)$$

this deviation. Because an observed data is either in an interval or not, the number of observed data in an interval follows a binomial distribution. This observation immediately leads to

$$E[\delta P_{\Delta,H}(u)] = 0 \quad (8.79)$$

$$Var(\delta P_{\Delta,H}(u)) = P_{\Delta,H}(u)(1 - P_{\Delta,H}(u)\Delta) \quad (8.80)$$

To estimate the true l^* with l_H^* using the approximating probability $P_{\Delta,H}(u)$ we have to solve the equation

$$\int \frac{P_{\Delta,H}(u)(u-1)}{1 + l_H^*(u-1)} du = 0 . \quad (8.81)$$

The error on the optimal fraction invested in the stock is the difference:

$$\delta l = l_H^* - l^* , \quad (8.82)$$

where l^* is the true optimal fraction obtained from the distribution $p(u)$.

A Taylor expansion up to the second order around l^* of (8.81), and the above considerations about the error in estimating the probability give after some calculations the standard deviation of the error δl

$$\sigma_l = \frac{1}{\tilde{\sigma}\sqrt{H}} . \quad (8.83)$$

where

$$\tilde{\sigma} \equiv \left(\int \frac{P_{\Delta,H}(u)(u-1)^2}{(1 + l^*(u-1))^2} du \right)^{\frac{1}{2}} \quad (8.84)$$

where it has been used the fact that for a sensible partitioning of the sample space $P_{\Delta,H}(u)\Delta \ll 1$.

The error on l^* can also be estimated from the historical distribution using bootstrap technique ²⁴, i.e. drawing with replacement a set of J new samples of the same size H of the original one from the empirical distribution, and computing a new l^* for each bootstrap sample. In figure 6 we compare the variance of this distribution with the quadratic estimation (8.83). The agreement is very good for different values of the $\sigma_u \equiv \sqrt{Var[u]}$.

According to equation (8.83), it is evident that in most cases the error of l^* is large. A non-intuitive result is that it is easier to determine l^* with accuracy for

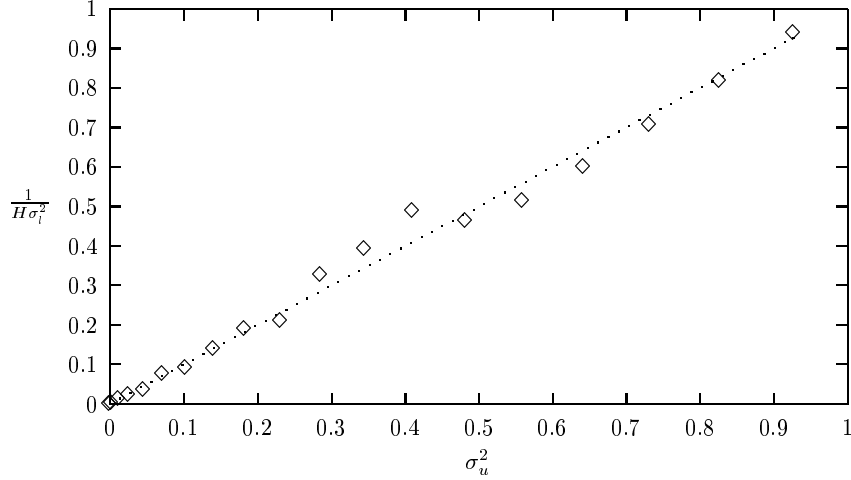


Fig. 6. Comparison between the error on l^* estimated by equation (8.83) and by the bootstrap technique. We plot $1/(H\sigma_l^2)$ vs σ_u^2 , where the σ_l are obtained by the bootstrap technique with $J = 200$ samples and the distribution of u is a gaussian with $E[u] = 1$ and standard deviation σ_u .

distribution with larger variance because of the $\bar{\sigma}$ at the denominator. This fact can be understood as follows. A stock with small fluctuations allows for a bigger fraction be held against the interest rate to make money, but just a small change in the distribution will make a big change in the optimal fraction. On the contrary for a wildly fluctuating stock the fraction invested is smaller and a little change in the distribution will not have much effect on the optimal portfolio.

8.2. Data analysis

Empirical study is needed to verify the growth optimal pricing procedure here discussed. To verify the model we looked at the European call option on OMX-index, traded at OM, market maker of Stockholm, during the period 2 January 1995 until 22 September 1995. We consider the closing prices of each day and the time period between trading is one day. The time series contained 183 observations, providing a sample of u_t of size (data points) 182. The empirical distribution of u_t of the OMX-index is built by the fraction of the price of the OMX-index today and tomorrow, $u_t = S_{t+1}/S_t$. Weekends and other holidays are treated as if they did not exist.

For the every day discount factor r the thirty day interest rate were used, which during the period fluctuate between, 7.15 – 9.83% of yearly yield. The daily interest rate is used to discounts the daily returns, $\{u_i/r_i\}_{i=1}^{182}$. The sample space were divided into $M = N$ cells and the optimal l^* , determined using the Newton-Raphson algorithm⁴¹, is equal to 14.46.

The distribution of l^* is obtained using bootstrap technique with a set of 200 new samples. The standard deviation of l^* is 8.6 and can be compared to 8.7 obtained

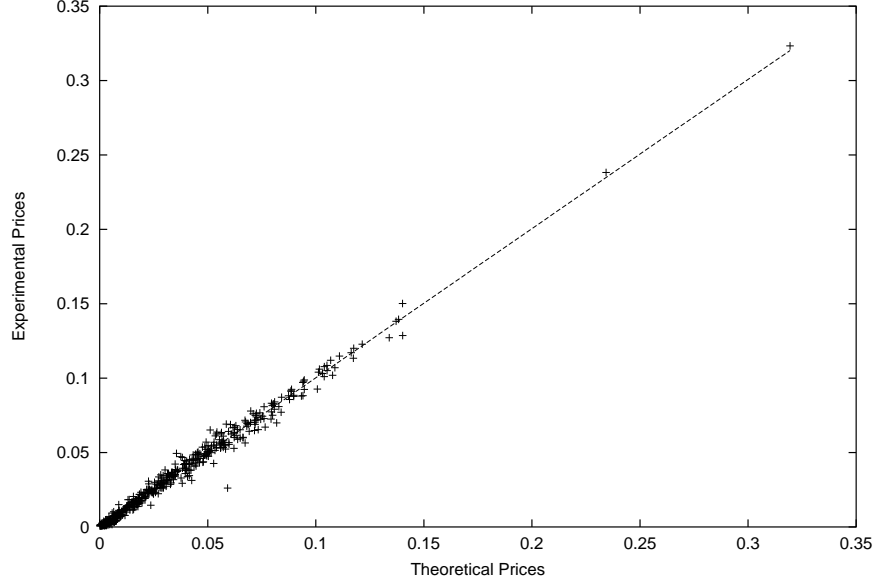


Fig. 7. Experimental option prices against theoretical ones for the call options of OMX with maturity date less or equal then 10 working days in the period between the 2nd of January and the 22nd of September 1995. The theoretical prices are generated with the probability $Q_T(S_T/S_0)$ using the Monte Carlo discussed in this section with 10^5 trials. The linear fit with $ax + b$ gives $a = 1.003 \pm 0.004$ and $b = 0. \pm 10^{-4}$. As discussed in the text the major source of errors is on the estimation of l^* due to the low data frequency considered.

estimating the standard deviation using formula (8.83).

From the empirical distribution the empirical q -distribution can be created and the empirical Q -distribution with the Monte Carlo algorithm described in subsection 6.1.3. The empirical q -distribution is used to estimate parameters of the lognormal approximation (6.65) $\lambda = 1.9 \cdot 10^{-4}$ and $\Delta^2 = 7.3 \cdot 10^{-5}$. We determine, using the bootstrap technique, the distribution and standard deviation for λ and Δ^2 , $\sigma_\lambda = 3.6 \cdot 10^{-6}$ and $\sigma_{\Delta^2} = 3.9 \cdot 10^{-6}$ respectively.

These parameters correspond, inside the experimental errors, to the Black-Scholes ones. The consequence is that in this case lognormal approximation of the Kelly pricing scheme is practically equivalent to Black and Scholes model.

The comparison between empirical data and theoretical one is shown in figure 7, for the call options with maturity date less or equal then ten working days (two weeks). We observe a coincidence inside the errors. Finally we observe that to be able to tell a difference between classical way of pricing derivatives and growth optimal pricing procedure the price movements of the underlying has to have ‘wilder’ fluctuations and higher frequency data. This is also desirable since the optimal fraction invested in stock is determined with higher accuracy.

9. Option pricing with non independent returns

Let us consider a Markovian model for the price movement of the stock (i.e. equation (2.1)), where now u_t are random variables with a Markovian probabilistic rule. For sake of simplicity we discuss the case of Markov chain, i.e. u_t can take only N different values $u^{(1)}, u^{(2)}, \dots, u^{(N)}$.

Let us remind that a Markov chain is completely characterized by its transition matrix

$$P_{i \rightarrow j} = \text{Prob}(u_{t+1} = u^{(j)} | u_t = u^{(i)}) . \quad (9.85)$$

In a realistic market it is natural to assume that the Markov chain is ergodic and therefore there exist an invariant probability:

$$p_j = \sum_{i=1}^N p_i P_{i \rightarrow j} . \quad (9.86)$$

For ergodic chain the convergence to the invariant probability is exponentially fast

$$(P^n)_{i \rightarrow j} = \text{Prob}(u_n = u^{(j)} | u_0 = u^{(i)}) = p_j + O(e^{-\alpha n}) \quad (9.87)$$

where α is given by the second eigenvalue of the matrix $P_{i \rightarrow j}$.

The optimization strategy for the shares problem (which was already discussed in the original Kelly paper) is rather obvious. If at time $t-1$, $u_{t-1} = u^{(i)}$ then the probability to have $u_t = u^{(j)}$ is nothing but $P_{i \rightarrow j}$. Therefore the optimal fraction of capital in stock, l^i , is obtained from the maximization of

$$\sum_{j=1}^N P_{i \rightarrow j} \log[1 + l^i(u^{(j)} - 1)] . \quad (9.88)$$

Of course l^i can change at any i . In Kelly's paper is discussed the relation between the Shannon entropy of the Markov chain and the optimal exponential growth rate of the capital.

Following the NASA principle described in section 3, one has a rule to construct from $P_{i \rightarrow j}$ an equivalent Markovian martingale $Q_{i \rightarrow j}$:

$$Q_{i \rightarrow j} = \frac{P_{i \rightarrow j}}{1 + l^i(u^{(j)} - 1)} , \quad (9.89)$$

where l^i is given by the maximization of the quantity (9.88). It is easy to realize that (9.89) is martingale

$$E^Q(u | u^{(j)}) = 1 . \quad (9.90)$$

If the Markov chain with transition matrix $P_{i \rightarrow j}$ is ergodic then also the Markov chain with transaction matrix $Q_{i \rightarrow j}$ has to be ergodic and one can introduce an invariant probability

$$q_j = \sum_{i=1}^N q_i Q_{i \rightarrow j} . \quad (9.91)$$

Also for the new Markov chain the convergence to the invariant probability is exponentially fast

$$(Q^n)_{i \rightarrow j} = q_j + O(e^{-\beta n}) , \quad (9.92)$$

nevertheless, in general, $\beta \neq \alpha$.

Now we have all the ingredients for the construction of $Q_T(S_t|S_0)$. Let us note that for the dichotomic case $N = 2$ the NASA Principle gives the same result one can derive using the approach of Cox-Ross-Rubinstein. In this case the $Q_{i \rightarrow j}$ do not depend on $P_{i \rightarrow j}$ but only on the values $u^{(1)}$ and $u^{(2)}$. The Monte Carlo computation is rather simple. In each trial, at time t , if $u_{t-1} = u^{(i)}$, one chooses with probability $Q_{i \rightarrow j}$ the j -th branch of the tree.

Also the lognormal approximation for the Markovian case is straightforward but interesting. Equation (6.64) holds, now one has

$$\lambda = \lim_{T \rightarrow \infty} \frac{1}{T} E^Q \left[\sum_{t=1}^T \log u_t \right] = E^Q[\log u] \quad (9.93)$$

and

$$\Delta^2 = \lim_{T \rightarrow \infty} \frac{1}{T} E^Q \left[\left(\sum_{t=1}^T (\log u_t - \lambda) \right)^2 \right] . \quad (9.94)$$

After having defined

$$R_n \equiv \sum_{i,j} q_i (\log u^{(i)} - \lambda) (\log u^{(j)} - \lambda) (Q^n)_{i \rightarrow j} , \quad (9.95)$$

it is a matter of computation to check, using the exponential convergence of R_n due to the Markovian nature of the process, that

$$\Delta^2 = E^Q[(\log u - \lambda)^2] + 2 \sum_{n=1}^{\infty} R_n . \quad (9.96)$$

Let us note the fact that, at variance with λ which depends only on the invariant probability, for Δ^2 are also relevant the time correlations. Equation (9.96) shows that the "effective" volatility takes into account the time correlation.

10. The general case with correlated stocks

In order to study the effect of correlated stocks, the market in this section is assumed to have L stocks $\{S^i\}_{i=1}^L$ and D derivatives $C^{(j,L)}(S_T^i)_{j=1}^D$ written on each of them. To get transparency of the principle we discuss the case of just two stocks $L = 2$ with one derivative each and a risk free interest rate equal to 1. The conclusion of this section will be given in a general notation.

The features of the stock price movements are given by:

$$u_t^{(i)} = \frac{S_{t+1}^{(i)}}{S_t^{(i)}} \quad i = 1, 2. \quad (10.97)$$

The random variable $u_t^{(i)}$ is assumed to be correlated on other stocks.

An investor of this market commits a fraction of her capital l_i in stock i and a fraction d_j in the derivative j . The exponential growth rate of the capital is:

$$\lambda(l_1, l_2, d_1, d_2) = E^P \left[\log \left(1 + l_1(u^{(1)} - 1) + l_2(u^{(2)} - 1) + d_1 \left(\frac{C_1^{(1,2)}}{C_0^{(1,2)}} - 1 \right) + d_2 \left(\frac{C_1^{(2,2)}}{C_0^{(2,2)}} - 1 \right) \right) \right] \quad (10.98)$$

According to the Principle of No Almost Sure Arbitrage, one obtains the two equations:

$$E^q[(u^{(i)} - 1)] = 0 \quad i = 1, 2 \quad (10.99)$$

and

$$C_0^{(i,2)}(S_t^{(i)}) = E^q[C_1^{(i,2)}(S_{t+1}^{(i)})] \quad i = 1, 2 \quad (10.100)$$

where we have defined, as in section 3, a new probability measure q :

$$q_h^{(2)} = \sum_k \frac{p_{hk}}{1 + l_1^*(u^{(h,1)} - 1) + l_2^*(u^{(k,2)} - 1)} \quad (10.101)$$

where the index h and k stands for some realization of the random variables $u^{(1)}$ and $u^{(2)}$ with the joint probability p_{hk} .

The solution of equations (10.99) gives the optimal fraction l_i^* to invest in each of the different stocks S^i and equations (10.100) give the option prices as the expected value under the measure (10.101).

The martingale measure may be compounded so that the option is priced by using the pay out function at expire date:

$$C_t^{(i,2)}(S_t^{(i)}) = E^Q[C_T^{(i,2)}(S_T^{(i)})] \quad (10.102)$$

where the Q denotes the compounded martingale measure of q .

The case of independent stock price movements is of particular interest from a theoretical point of view. The price of the derivative on an underlying stock and even the hedge position do not depend on the other stocks in the 'classical models', i.e. complete markets and risk minimization pricing procedure. This result is a consequence of the property

$$q_h^{(2)} = q_h \quad (10.103)$$

where q_h and $q_h^{(2)}$ are the martingale measures of one and two shares respectively.

In the case of a complete market it is a known fact that the martingale measure q_h is unique¹⁹, then it can not be anything else but the measure (2.7) found by optimizing the growth rate for just that particular stock

$$q_h = \frac{p_h}{1 + l^*(u^{(h,1)} - 1)} \quad (10.104)$$

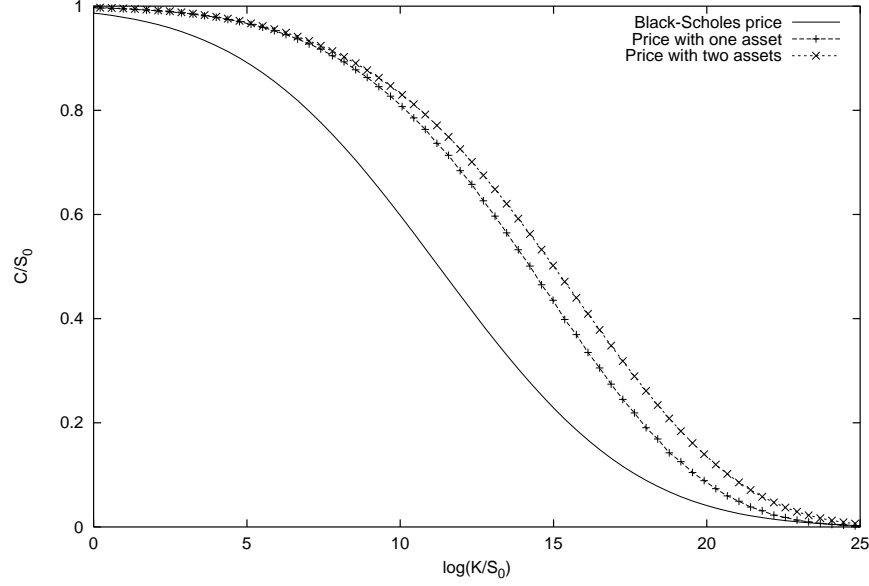


Fig. 8. Option prices C rescaled by the initial value of the stock S_0 vs. $\log(K/S_0)$ for $T = 30$ and the returns of figure 1. We compare the exact prices with one and two asset in the market with the Black-Scholes prescription.

The property (10.103) is also preserved in the risk minimization pricing procedure but not in the general case of an incomplete market. In this situation the associated martingale measure (10.101) depend on the amount of stocks traded in the market

$$q_h^{(2)} = p_h \cdot \sum_k \frac{p_k}{1 + l_1^*(u^{(h,1)} - 1) + l_2^*(u^{(k,2)} - 1)} \neq q_h. \quad (10.105)$$

In figure 8 we show this difference on the option prices for the trichotomic case considered in figure 1.

This fact is clear in an incomplete market with large number L of stocks and the returns of these stocks are independent identically distributed random processes. The optimal fraction invested in each stock is $O(1/L)$ and the excess rate of return becomes almost sure. To avoid arbitrage opportunities the expected excess rate of return μ must vanish and the measure pricing the option becomes close to the observed probability i.e, $C \simeq E^P[C_T]$. Let us notice that this corresponds to a generalization to a non gaussian $p(u)$ of the Bachelier theory ².

It may seem a paradox that the price of a derivative in the incomplete market case depend upon how many stocks there are in the market, i.e. this price does not correspond to the single stock market price. This consequence of the NASA Principle is instead very reasonable. In fact in *mild* markets, i.e. with small fluctuations of the returns, a quadratic approximation is exact for all practical purposes.

As said before in this case a new independent asset introduces no difference in the derivative price and hedge position. Then only large fluctuations, as the ones described in figure 8 can produce significant differences. It is intuitive that in this situation a diversification of the portfolio (and then a reduction of the risk) has as a consequence a better hedging position even in the case of uncorrelated stocks. It is also useful to remark that in real markets is quite difficult to find totally uncorrelated stocks ³⁶ and that in the correlated case even the *classical* pricing theories depend on the presence of other stocks in the portfolio of the investor.

11. Final Remarks

In this paper we have discussed a general criterion to price derivatives. This principle (No Almost Sure Arbitrage) basically says that it is not possible to build a portfolio including derivatives which grows almost surely with an exponential rate larger than one with only the underlying securities.

This approach holds for the general case of incomplete markets and for a generic probability distribution of the return. Let us stress that it is possible to apply the procedure also for returns correlated in time, e.g. a Markov process, and to a generic multi-asset portfolio. In our opinion these points are of both conceptual and practical interest.

In the cases of dichotomic and lognormal probability distribution for the return, our method gives the same results of Cox-Ross-Rubinstein and Black-Scholes respectively. If $p(u)$ is not too spread, the results obtained with our approach are rather close to those ones of the Black-Scholes theory. This is not true in presence of strong fluctuations for the return. In this case an accurate computation of the option price can be obtained in the framework of the large deviations theory which systematically takes into account the deviation from the lognormality.

In addition we discuss numerical and practical problems in the Monte Carlo computation and the treatment of the empirical data.

Acknowledgment

We thank Michele Pasquini for many enlightening discussions about Kelly strategies. We also thank Patrizia Castiglione and Guglielmo Lacorata for helpful discussions about the numerical implementation of the method, Paolo Muratore for useful remarks about large deviations and Lisa Löfvenberg for a careful reading of the manuscript. R.B. acknowledges the Royal Institute Technology of Stockholm where part of this work has been developed.

References

1. E. Aurell, R. Baviera, O. Hammarlid, M. Serva and A. Vulpiani, *Gambling and Pricing of Derivatives*, [Preprint, Dept. of Mathematics, University of Stockholm] (1998).
2. L. Bachelier, *Théorie de la spéculation*, *Ann. Sci. École Norm. Sup.* **17** (1900) 21–86.
3. D. Bates, *The Crash of '87: Was it expected?*, *J. of Finance* **46** (1991) 1009–1044.

4. D. Bates, *Post-'87 Crash fears in S&P 500 futures option*, Working paper Wharton School, University of Pennsylvania (1995).
5. D. Bates, *Testing option pricing models*, Working paper 5129, National Bureau of Economic Research (1995).
6. J.-P. Bouchaud and M. Potters, **Théorie des risques financiers** (Aléa-Saclay, 1997).
7. P. P. Boyle, *Options: a Monte Carlo approach*, *J. Finan. Econom.* **4** (1977) 325–338.
8. L. Breiman, *Investment policies for Expanding Business Optimal in the Long-Run Sense*, *Naval Research Logistics Quarterly* **7:4** (1960) 647–651.
9. L. Breiman, *Optimal gambling systems for favorable games*, *Fourth Berkeley Symposium on Mathematical Statistics and Probability, Prague 1961* (University of California Press, Berkeley, 1961) 65–78.
10. F. Black and M. Scholes *The valuation of Option Contracts and a Test of Market Efficiency*, *J. of Finance* **27** (1972) 399–417.
11. F. Black and M. Scholes *The Pricing of Options and Corporate Liabilities*, *J. Political Economy* **3** (1973) 637.
12. F. Black, *Fact and Fantasy in the Use of Options*, *Financial Analysts Journal* **31** (1975) 36–41.
13. J.-P. Bouchaud and D. Sornette, *The Black-Scholes option pricing problem in mathematical finance; generalization and extensions for a large class of stochastic processes*, *J. de Physique I (France)* **4** (1994) 863–881.
14. S.A. Orszag, *Indeterminacy of the moments for intermittent turbulence*, *Phys. Fluids* **13** (1970) 2211–2212.
15. D. Chance *Empirical tests of the pricing of index call options*, *Advances in Futures and Options Research* (1986) 141–166.
16. J. Cox, S. Ross and M. Rubinstein, *Option pricing: a simplified approach*, *The J. of Finance Economics* **7** (1979) 229–63.
17. J. Cox and M. Rubinstein, **Options Markets** (Prentice-Hall, 1985).
18. A. Crisanti, G. Paladin and A. Vulpiani, **Products of random matrices in statistical physics**, (Springer-Verlag Berlin, 1993).
19. G. Demange and J.-C. Rochet, **Methodes mathematiques de la finance**, (Economica, 1997).
20. E. Derman and I. Kani *Riding on the smile*, *Risk* **7** (1994) 32–39.
21. E. Derman and I. Kani *Stochastic implied trees: arbitrage pricing with stochastic term and strike structure of volatility*, **Quantitative Strategies Technical Notes** (Goldman Sachs & Co., April 1997), also published in *International J. of Theoretical and Applied Finance* **1** (1998) 61–110.
22. D. Duffie, **Dynamical Asset Pricing Theory** (Princeton University Press, 1992).
23. P. Dybvig and J. Ingersoll, *Mean-variance theory in complete markets*, *J. of Business* **55** (1982) 233–251.
24. A. Efron and B. Bradley, **The Jackknife, the Bootstrap and Other Resampling Plans**, (Soc. for Industrial and Applied Mathematics, 1982).
25. N. Hakanson and W. Ziemba, *Capital Growth Theory*, in **Handbooks in OR & MS, Vol.9**, eds. R. Jarrow et al. (Elsevier Science, 1995).
26. O. Hammarlid, *On minimizing risk in incomplete markets option pricing models*, *International J. of Theoretical and Applied Finance* **1** (1998) 227–234.
27. M. Harrison and D. Krebs, *Martingales and multiperiod securities markets*, *J. Econ. Theory* **20** (1979) 381–408.
28. J.C. Hull, **Futures, Options and Other Derivative Securities** (Prentice Hall, 1997).
29. J. Ingersoll, **Theory of Financial Decision Making** (Rowman & Littlefield, 1987).
30. Jr. J. L. Kelly, *A new interpretation of the Information Rate*, *Bell Syst. Tech. J.* **35**

- (1956) 917-926.
31. P. Levy, **Théorie de l'addition des variables aléatoires** (Gauthier Villars, 1937–54).
32. J. Lintner, *Security prices, risk, and maximal gains from diversification*, *J. of Finance* **20** (1965) 587–616; *The valuation of risky assets and selection of risky investments in stock portfolios and capital budgets*, *Review of Economics and Statistics* **47** (1965) 13–37.
33. J.D. Macbeth and L.J. Merville *An empirical examination of the Black-Scholes call option pricing model*, *J. of Finance* **34** (1979) 1172–1186.
34. B. B. Mandelbrot, **Fractals and Scaling in Finance**, (Springer, 1997).
35. R. Mantegna and H. E. Stanley, *Scaling behavior in the dynamics of an economics index*, *Nature* **376** (1995) 46–49.
36. R. Mantegna, *Hierarchical Structure in Financial Markets*, cond-mat/9802256 preprint (1998).
37. H. Markowitz, **Portfolio selection: Efficient Diversification of Investment** (John Wiley & Sons, 1959).
38. S. Maslov and Y.-C. Zhang, *Optimal Investment Strategy for Risky Assets*, *International J. of Theoretical and Applied Finance* (1998) [to appear].
39. R. Merton, **Continuous-Time Finance** (Blackwell, 1990).
40. N. Metropolis and S.M. Ulam, *The Monte Carlo method*, *J. Amer. Statist. Assoc.* **44** (1949) 335–349.
41. W. H. Press, B. P. Flannery, S. A. Teukolsky and W. T. Vetterling, **Numerical Recipes** (Cambridge University Press, 1986).
42. V. I. Oseledec, *A multiplicative ergodic theorem: Lyapunov characteristic numbers for dynamical systems*, *Trans. Moscow Math. Soc.* **19** (1968) 197.
43. M. Rubinstein, *Nonparametric test of alternative option pricing models using all reported trades and quotes on the 30 most active CBOE option classes from August 23, 1976 through August 31, 1978*, *J. of Finance* **40** (1978) 454–480.
44. M. Rubinstein *Implied binomial trees*, *J. of Finance* **49** (1994) 454–480.
45. P. Samuelson and R. Merton, *A complete model of warrant pricing that maximizes utility*, *Industrial Management Review* **10** (1969) 17–46.
46. M. Schweizer, *Variance-optimal hedging in discrete time*, *The Mathematics of Operations Research* **20** (1995) 1–32.
47. C. Shannon, *A mathematical theory of communication* *Bell System Technical Journal* **27** (1948) 379–423, 623–656.
48. M. Stutzer, *A simple nonparametric approach to Derivative Security Valuation*, *J. of Finance* **60** (1996) 1633-1652.
49. S. Varadhan, **Large Deviations and Applications** (Society for Industrial and Applied Mathematics, 1984).
50. G. Wolczyńska, *An explicit formula for option pricing in discrete incomplete markets*, *International J. of Theoretical and Applied Finance* **1** 283–288.