

Formation of dark solitons in quantum wells

Boris A. Malomed^a and Carlo Presilla^b

^a *Department of Interdisciplinary Studies, Faculty of Engineering, Tel Aviv University, Tel Aviv 69978, Israel*

^b *Dipartimento di Fisica, Università di Roma “La Sapienza,” Piazzale A. Moro 2, 00185 Roma, Italy
and INFN Unità di Ricerca di Roma “La Sapienza”*

(December 2, 2024)

We derive a local nonlinear Schrödinger equation which describes an electron gas in a quantum well. Depending on the well width and the number of electrons in the well, we find, analytically and numerically, that the system gives rise to a nontrivial ground state with a hole in the electron density (“dark soliton”). This collective state remains stable in the presence of an electric field of moderate intensity.

03.65.-w, 52.35.Sb, 73.40.Gk

Nonlinear Schrödinger (NLS) equations obtained as a Hartree approximation in the corresponding many-body problem have been used to study intriguing phenomena in resonant tunneling heterostructures [1–5]. In general, the nonlinear Hartree potential is related to the electron density nonlocally through a Poisson equation with proper boundary conditions [6]. In the case of resonant tunneling, the density of trapped electrons can be so large that one may adopt the simplifying approximation of perfect metallic behavior in the metastable well and perfect insulating behavior in the barriers [5].

The case of a confined quantum well in which the electron density is low has to be approached in a different way. In a first approximation, the well behaves as an insulator whose structure is determined by the boundary conditions and the dielectric properties of the media composing the heterostructure. The influence of the electron gas in the well can be successively taken into account by solving an appropriate Poisson equation. For a sufficiently small screening length of the electron gas, the corresponding Hartree-Poisson potential admits a local approximation. In this case, the system is described by a local self-defocussing NLS equation which was widely studied in connection with the so-called dark solitons in optical fibers [7,8].

In this paper, we derive an effective Hartree-type NLS equation for a quantum-well heterostructure and propose an *ansatz* for its stationary solutions. We use the *ansatz*, which compares fairly well with numerical calculations and some rigorous results [9], to analytically study the case in which a constant electric field is present. For a given number of electrons trapped in the well, we find that the ground (lowest-energy) state of the system may be a dark (multi) soliton solution. This nontrivial structure of the many-electron ground state is predicted for systems well within the reach of present technology and is amenable to a direct experimental verification.

Consider a heterostructure whose conduction-band profile is represented by a quantum well located at $-\frac{L}{2} \leq x \leq \frac{L}{2}$. We assume a very deep well con-

taining N electrons. If the heterostructure is homogeneous in the plane yz orthogonal to the growth direction x , the single-electron wavefunction can be factorized as $\phi(x, t)\chi_{k_y k_z}(y, z, t)$ where ϕ is a well eigenfunction and

$$\chi_{k_y k_z}(y, z, t) = A^{-1/2} e^{i(k_y y + k_z z)} e^{-i\mathcal{E}_{\parallel} t} \quad (1)$$

with $\mathcal{E}_{\parallel} = (k_y^2 + k_z^2)\hbar^2/2m$. We assume periodic boundary conditions in a finite transverse two-dimensional (2D) region with area A , so that the wave vectors k_y and k_z are quantized as in the case of a real heterostructure having transverse area A . If all the N electrons in the well belong to the same ϕ band, their density in the thermal-equilibrium state with temperature T is

$$\begin{aligned} n(x, t) &= 2 \sum_{k_x k_y} |\phi(x, t)\chi_{k_y k_z}(y, z, t)|^2 \left(1 + e^{\frac{\mathcal{E}_{\parallel} - \mathcal{E}_F}{k_B T}}\right)^{-1} \\ &= \frac{m}{\pi \hbar^2} \left[k_B T \ln \left(1 + e^{-\frac{\mathcal{E}_F}{k_B T}}\right) + \mathcal{E}_F \right] |\phi(x, t)|^2 \\ &\simeq A^{-1} N |\phi(x, t)|^2, \end{aligned} \quad (2)$$

where the factor 2 takes into account the spin degeneracy and $\mathcal{E}_F = (\hbar^2/2m)2\pi N/A$ is the Fermi energy of a 2D electron gas with sheet density N/A . The last line of Eq. (2) holds for $k_B T \ll \mathcal{E}_F$ while the condition of single-band occupancy implies \mathcal{E}_F to be smaller than the spacing between the well levels.

We evaluate the electric quasi-static potential created by the electron density (2) and the imposed boundary conditions as the sum of two terms, $V + W$. The first term, V , is obtained by considering the well as an ideal insulator ($n = 0$) and solving the one-dimensional (1D) Laplace equation with proper boundary conditions, e.g. a given value of V at the leads. If we shift the energies by the value of V at the center of the well, the resulting potential in the well reduces to that due to a uniform dc electric field

$$V(x) = -eEx. \quad (3)$$

The next contribution to the potential, W , takes into account a finite screening length of the electron gas in

the well. It can be evaluated by solving the 1D Poisson equation with zero boundary conditions at $x = \pm L/2$, namely the same boundary conditions as for $\phi(x, t)$. In the quasi-static and long-wavelength limits, we have [10]

$$\widetilde{W}(q, t) = \frac{e^2 \widetilde{n}(q, t)}{\epsilon_0 (q^2 + k_s^2)}, \quad (4)$$

where the tilde stands for Fourier transform, and $k_s^2 = me^2/\pi\epsilon_0\hbar^2 L$ [11]. If the screening length is much shorter than the characteristic length scale over which $|\phi(x, t)|^2$ changes, the q^2 term in the denominator of (4) can be neglected and we arrive at the local approximation

$$W(x, t) = \frac{\pi\hbar^2 L}{mA} N |\phi(x, t)|^2 \equiv \alpha N |\phi(x, t)|^2. \quad (5)$$

In this case, the N electrons trapped in the well are completely described by the mean field $\psi(x, t) \equiv \sqrt{N} \phi(x, t)$ solution to the 1D NLS equation

$$i\hbar\psi_t + \frac{\hbar^2}{2m}\psi_{xx} - \alpha|\psi|^2\psi + eEx\psi = 0 \quad (6)$$

with boundary conditions

$$\psi(-\frac{L}{2}, t) = \psi(\frac{L}{2}, t) = 0 \quad (7)$$

and normalization $\|\psi\|^2 \equiv \int_{-L/2}^{L/2} |\psi(x, t)|^2 dx = N$. Note that $\|\psi\|^2$ does not depend on time.

In the thermodynamic limit, N and $L \rightarrow \infty$ with a finite density $\rho \equiv N/L$, the NLS Eq. (6) admits, for $E = 0$, a ground state represented by the continuous-wave (cw) solution

$$\psi_{\text{cw}}(x, t) = \sqrt{\rho} \exp[-i(\hbar^{-1}\alpha\rho) t]. \quad (8)$$

A strongly nonlinear collective excitation in the form of a hole in the electron distribution is given by the dark-soliton (ds) solution

$$\psi_{\text{ds}}(x, t) = \psi_{\text{cw}}(x, t) \tanh[\hbar^{-1}\sqrt{m\alpha\rho}(x - x_1)], \quad (9)$$

where x_1 is the coordinate of the ds center. Multi-ds functions can be obtained multiplying (9) by additional hyperbolic tangents. They are approximate solutions provided that the distances between the ds centers are large in comparison to the ds width, $\hbar/\sqrt{m\alpha\rho}$.

Similar results can be obtained for N and L finite. Defining the rescaled variables

$$\begin{aligned} \xi &\equiv (\hbar^{-1}\sqrt{m\alpha\rho}) x \\ \tau &\equiv (\hbar^{-1}\alpha\rho) t \\ u(\xi, \tau) &\equiv \rho^{-1/2} \exp[i(\hbar^{-1}\alpha\rho) t] \psi(x, t) \end{aligned} \quad (10)$$

and the rescaled electric field $\eta \equiv eE\hbar/\sqrt{m\alpha^3\rho^3}$, Eq. (6) is rewritten in the normalized form

$$iu_\tau + \frac{1}{2}u_{\xi\xi} - |u|^2 u + (\eta\xi + 1)u = 0 \quad (11)$$

with zero boundary conditions at $\xi = \pm\frac{\lambda}{2}$, where $\lambda \equiv (\hbar^{-1}\sqrt{m\alpha\rho}) L$. Equation (11) can be derived as a variational equation from the rescaled energy functional

$$\Phi[u] \equiv \int_{-\frac{\lambda}{2}}^{\frac{\lambda}{2}} \left[\frac{1}{2} |u_\xi|^2 + \frac{1}{2} |u|^4 - (\eta\xi + 1) |u|^2 \right] d\xi. \quad (12)$$

More precisely, the stationary solutions of Eq. (11) are the critical points of $\Phi[u]$. For $\eta = 0$, a series of theorems collected in Ref. [9] is of help for identifying these critical points. If $n\pi < \sqrt{2}\lambda \leq (n+1)\pi$, where n is an integer, then $\Phi[u]$ has $2n+1$ critical points $0, \pm u_1, \pm u_2, \dots, \pm u_n$, with the function $u_n(\xi)$ having n half-periods in the interval $-\frac{\lambda}{2} \leq \xi \leq \frac{\lambda}{2}$, and $\Phi[u_1] < \Phi[u_2] < \dots < \Phi[u_n] < 0$. The function u_1 , which corresponds to the cw solution of the thermodynamic limit, is an absolute minimum. All the others, in particular the ds solution u_2 , are saddle points. The functions u_n with $n \geq 2$ are also called multi-instanton solutions.

For λ sufficiently large and $\eta \neq 0$, we provide an *ansatz* for the stationary solutions u_n based on a perturbative approach of the corresponding solutions in the thermodynamic limit. The boundary conditions can be approximated by adding two half-solitons pinned at the points $\xi = \pm\frac{\lambda}{2}$. Far from a ds center, the gradient term in Eq. (12) can be neglected and $\Phi[u]$ has critical points for $u^* (|u|^2 - (1 + \eta\xi)) = 0$. This suggests us to write

$$u_1(\xi) = \tanh\left(\frac{\lambda}{2} + \xi\right) \tanh\left(\frac{\lambda}{2} - \xi\right) R(\xi) \quad (13)$$

$$u_2(\xi) = u_1(\xi) \tanh(\xi - \xi_1), \quad (14)$$

where $R(\xi) = \sqrt{1 + \eta\xi}$ for $1 + \eta\xi > 0$ and $R(\xi) = 0$ otherwise. The extra factor $R(\xi)$ is a novel element in our *ansatz*, which drastically improves the agreement with direct numerical results, see below. Multi-ds solutions u_n with $n > 2$ can be generated multiplying (13) by $n-1$ factors $\tanh(\xi - \xi_1) \dots \tanh(\xi - \xi_{n-1})$. The coordinates ξ_m , $m = 1, \dots, n-1$, of the ds centers are to be found inserting u_n into (12) and solving the corresponding $(n-1)$ -dimensional variational problem.

Figs. 1 through 3 show a comparison of the *ansatz* (13) and (14) with the corresponding exact numerical solutions. The latter have been obtained by solving the two-point boundary-value problem for the stationary version of Eq. (11) by means of a finite-difference relaxation method [12]. As it is seen from the figures, the *ansatz* provides a very good approximation to the exact solutions for $|\eta|\lambda \ll 2$ and a less accurate but still quite acceptable approximation for $|\eta|\lambda \gtrsim 2$.

In absence of electric field, the ds is centered in the middle of the well. For $\eta \neq 0$, its center moves against the field direction approaching the well edge (the right edge for $\eta > 0$) when $|\eta| \rightarrow \infty$. One could expect the

positive charge represented by the ds to move in the direction of the field. Indeed, the potential energy given by all the terms in (12) but the first (gradient energy) has a minimum in the left half of the well (for $\eta > 0$) due to a combination of the electrostatic energy and the energy of interaction with the solitons pinned at the boundaries [7]. This minimum, however, is compensated by the gradient energy and the total energy has, as a function of ξ_1 , a maximum at the values shown in Fig. 2.

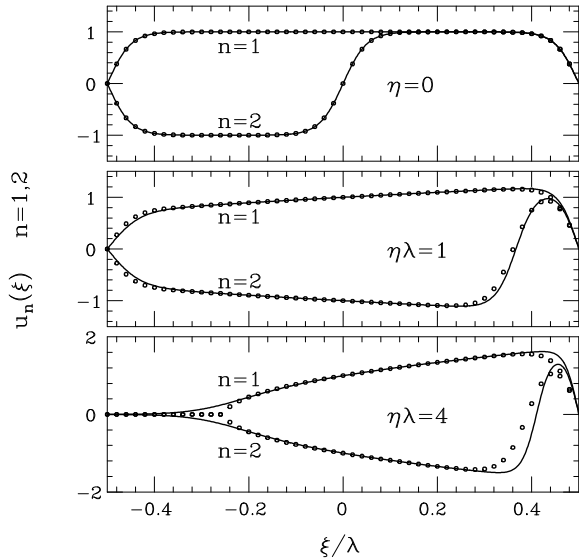


FIG. 1. Comparison between the *ansatz* (13) and (14) (dots) and the functions u_1 and u_2 obtained from direct numerical solution of the stationary version of Eq. (11) (solid lines) in the case $\lambda = 20$. The panels show the cases $\eta = 0$ (no electric field) and η smaller and larger than the characteristic value $\eta = 2\lambda^{-1}$.

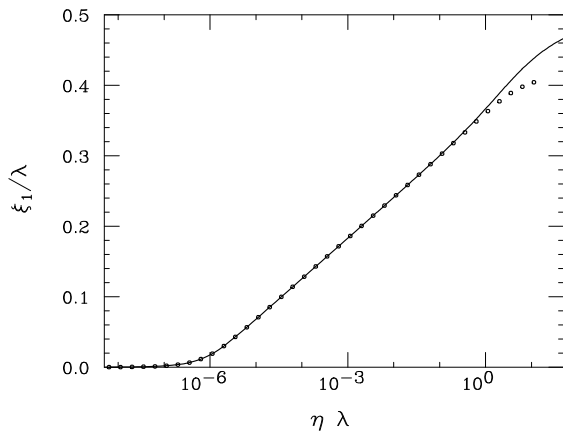


FIG. 2. Rescaled dark-soliton position ξ_1 as a function of the rescaled electric field η in a well of rescaled width $\lambda = 20$. Dots are obtained from the *ansatz* (14) while the solid line shows the exact numerical result.

In the limit $|\eta|\lambda \ll 1$, the factor $R(\xi)$ in (13) can be neglected, and the rescaled energies $\Phi[u_n]$ do not depend on η as shown in Fig. 3. For rescaled intersoliton distances (including the solitons pinned at the boundaries) $\gg 1$, this asymptotic value is $\Phi[u_n] \simeq \frac{4}{3}n - \frac{1}{2}\lambda$.

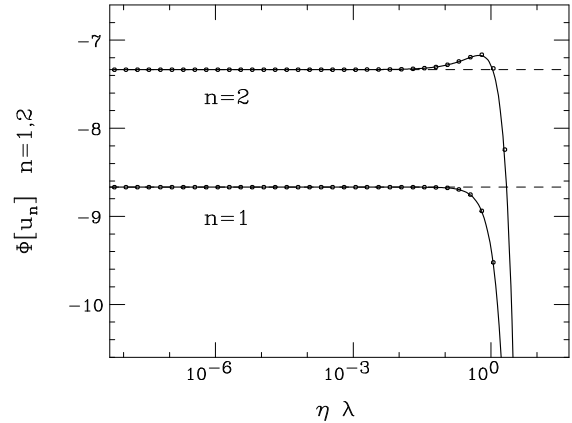


FIG. 3. Value of the rescaled energy functional (12) for $u = u_1$ and u_2 versus the rescaled electric field η in a well of rescaled width $\lambda = 20$. Dots are obtained from the *ansatz* (13) and (14) while the solid lines show the exact numerical results. The dashed lines indicate the asymptotic values $\frac{4}{3}n - \frac{1}{2}\lambda$.

To correctly compare the energies of different states, it is necessary to take into account the fact that the solutions u_n , as well the corresponding unrescaled wave functions ψ_n defined by Eq. (10), have different norms. Wave functions describing the same physical system of N electrons, i.e. satisfying $\|\psi_n\|^2 = N$, are obtained by choosing a rescaling depending on n

$$\begin{aligned} \psi_n(x, t) &\equiv \sqrt{\rho_n} \exp[-i(\hbar^{-1}\alpha\rho_n)t] u_n(\xi_n, \tau_n) \\ \xi_n &\equiv (\hbar^{-1}\sqrt{m\alpha\rho_n})x \\ \tau_n &\equiv (\hbar^{-1}\alpha\rho_n)t. \end{aligned} \quad (15)$$

Now the functions u_n range in wells of different rescaled widths $\lambda_n \equiv (\hbar^{-1}\sqrt{m\alpha\rho_n})L$ with different rescaled electric fields $\eta_n \equiv eE\hbar/\sqrt{m\alpha^3\rho_n^3}$. In the limit when $|\eta_n|\lambda_n \ll 1$ and the rescaled intersoliton distances are $\gg 1$, we have $\|u_n\|^2 = \lambda_n - 2n$. The parameters ρ_n can be then determined analytically by using $\|\psi_n\|^2 = \hbar\sqrt{\rho_n/m\alpha}\|u_n\|^2$. We find

$$\rho_n = \frac{N}{L} \left(\frac{n}{\beta} + \sqrt{1 + \frac{n^2}{\beta^2}} \right)^2, \quad (16)$$

$$\beta \equiv \frac{\sqrt{m\alpha NL}}{\hbar} = \sqrt{\pi \frac{N}{A}} L. \quad (17)$$

The unrescaled energies corresponding to the Hartree wave functions ψ_n are related to the rescaled ones by

$$F[\psi_n] = \frac{\hbar}{\sqrt{m\alpha\rho_n}} \alpha\rho_n^2 \Phi[u_n]. \quad (18)$$

In the limit when $|\eta_n|\lambda_n \ll 1$ and the rescaled intersoliton distances are $\gg 1$, we obtain

$$F[\psi_n] = N \frac{\hbar^2 \beta^2}{2mL^2} f\left(\frac{n}{\beta}\right), \quad (19)$$

where $f(z) \equiv (z + \sqrt{1+z^2})^3 (\frac{5}{3}z - \sqrt{1+z^2})$. Since the function $f(z)$ has an absolute minimum at $z = \frac{\sqrt{2}}{4}$, the lowest energy state is that for which n is closest to $\beta/2\sqrt{2}$. The choice entirely depends on the value of β . More precisely, if β_n with $n > 0$ are the solutions of the equations $f((n+1)/\beta_n) = f(n/\beta_n)$ and $\beta_0 \equiv 0$, the Hartree wave function ψ_n is the ground state of the system when $\beta_{n-1} < \beta < \beta_n$. A numerical calculation gives $\beta_1 = 4.36944$, $\beta_2 = 7.14875$, $\beta_3 = 9.95529$, and so on.

Now we discuss the approximations adopted above in terms of the relevant physical parameters. Consider a system in which the ground state is given by the wave function ψ_n and set, for example, $n/\beta = \sqrt{2}/4$. The condition providing for the non-overlapping of the bands in the well is $e_{n+1} - e_n \geq \mathcal{E}_F$ (or, equivalently, $e_{n-1} - e_n \geq \mathcal{E}_F$), where $e_n \equiv F[\psi_n]/N$ are the single-particle energies in the well. By expanding $f(z)$ around its minimum [13], this condition is equivalent to $n \leq \sqrt{32/27}\pi$. Hence, only the states with $n = 1, 2$, and 3 are allowed in the present particular case. Moreover, we have $\lambda_n = n + \sqrt{n^2 + \beta^2} = 4n$ so that the rescaled intersoliton distances at zero electric field, λ_n/n , are $\gg 1$, as was assumed in the analytical calculations.

Other constraints arise from the local approximation (5). The function ψ_n , assumed to be the ground state, changes on a characteristic length scale which is given by the soliton width and we impose $k_s^{-1} = \gamma \hbar / \sqrt{m\alpha\rho_n}$ with $\gamma \ll 1$. This equation can be solved to obtain the following expression for the well width

$$L = \frac{16\pi n^2}{\gamma^2} \frac{\epsilon_0 \hbar^2}{me^2}. \quad (20)$$

Equation (17) then gives the sheet density

$$\frac{N}{A} = \frac{\gamma^4}{32\pi^3 n^2} \left(\frac{me^2}{\epsilon_0 \hbar^2} \right)^2. \quad (21)$$

With these values we find a Fermi wavelength $\lambda_F \sim L$. Therefore, the ratio $\lambda_F/(\hbar/\sqrt{m\alpha\rho_n})$ is large and we are indeed within the long-wavelength limit.

As a consequence of the last two expressions, the characteristic electric field defined by $\eta_n \lambda_n = 2$, i.e. the field which strongly alters the ground state, is given by

$$E_0 = \frac{\gamma^6}{128\pi^2 n^4} \frac{e}{4\pi\epsilon_0} \left(\frac{me^2}{\epsilon_0 \hbar^2} \right)^2. \quad (22)$$

For a semiconductor like GaAs, in which $m = 0.067 m_0$, m_0 being the free electron mass, and assuming

$n = 2$ and $\gamma = 0.2$, Eqs. (20) - (22) yield $L = 3.1 \times 10^{-7}$ m, $N/A = 10^{14} \text{ m}^{-2}$, and $E_0 = 10^3 \text{ Vm}^{-1}$. The first two values are compatible with the experimental realization of a quantum well having the electronic ground state in the form of a dark soliton. The application of an electric field of strength much smaller than E_0 would drive the dark soliton inside the well without destroying this collective state.

In conclusion, we have demonstrated that the ground state of the electrons contained in a quantum well may indeed be nontrivial, showing one or several holes (dark solitons), and these nontrivial ground states are stable against moderate external electric fields. Experimentally, the existence of such a ground state could be tested by monitoring the variation of the electron density in the well with a sharply focussed optical beam or by a local measurement of the lateral transport properties of the system.

We are indebted to G. Jona-Lasinio for bringing to our attention Ref. [9] and valuable discussions. Partial support of INFN, Iniziativa Specifica RM42, is acknowledged.

-
- [1] C. Presilla, G. Jona-Lasinio, and F. Capasso, Phys. Rev. B **43**, 5200 (1991).
 - [2] G. Jona-Lasinio, C. Presilla, and F. Capasso, Phys. Rev. Lett. **68**, 2269 (1992).
 - [3] B. A. Malomed and M. Ya. Azbel, Phys. Rev. B **47**, 10402 (1993).
 - [4] G. Jona-Lasinio, C. Presilla, and J. Sjöstrand, Ann. Phys. (NY) **240**, 1 (1995).
 - [5] C. Presilla and J. Sjöstrand, J. Math. Phys. **37**, 4816 (1996); Phys. Rev. B **55**, 9310 (1997).
 - [6] L. D. Landau and E. M. Lifshitz *Quantum Mechanics. Nonrelativistic Theory* (Pergamon Press, London, 1958).
 - [7] Y. S. Kivshar and W. Krolikowski, Opt. Commun. **114**, 353 (1995).
 - [8] Y. S. Kivshar and B. Luther-Davies, Phys. Rep. **298**, 81 (1998).
 - [9] W. G. Faris and G. Jona-Lasinio, J. Phys. A **15**, 3025 (1982).
 - [10] O. Madelung *Introduction to Solid State Theory* (Springer-Verlag, Berlin, 1978), chapter 3.2.
 - [11] The screening constant in the Thomas-Fermi approximation is given by $k_s^2 = e^2 \epsilon_0^{-1} dn/dE(\mathcal{E}_F)$ where $n(\mathcal{E})$ is the number of electrons per unit volume at energy $\leq \mathcal{E}$. For the 2D electron gas in a well of width L we have $n(\mathcal{E}) = m\mathcal{E}/\pi\hbar^2 L$.
 - [12] W. H. Press, B. P. Flannery, S. A. Teukolsky, and W. T. Vetterling *Numerical Recipes* (Cambridge University Press, Cambridge 1989), chapter 16.3.
 - [13] The expansion is in the small parameter $\beta^{-1} = \sqrt{2}/4n$ using the formula $f\left(\frac{\sqrt{2}}{4} + \beta^{-1}\right) = -\frac{4}{3} + \frac{128}{27}\beta^{-2} + \mathcal{O}(\beta^{-3})$.