

Hysteresis, Avalanches, and Noise: Numerical Methods

Matthew C. Kuntz, Olga Perkovic, Karin A. Dahmen, and Bruce W. Roberts, James P. Sethna
 Laboratory of Atomic and Solid State Physics, Cornell University, Ithaca, NY 14853-2501
 (February 8, 2020)

In studying the avalanches and noise in a model of hysteresis loops we have developed two relatively straightforward algorithms which have allowed us to study large systems efficiently. Our model is the random field Ising model at zero temperature, with deterministic albeit random dynamics. The first algorithm, implemented using sorted lists, scales in computer time as $O(N \log N)$, and asymptotically uses $N(\text{sizeof(double)} + \text{sizeof(int)})$ bits of memory. The second algorithm, which never generates the random fields, scales in time as $O(N \log N)$ and asymptotically needs storage of only one bit per spin, about 96 times less memory than the first algorithm. We present results for system sizes of up to a billion spins, which can be run on a workstation with 128 MB of RAM in a few hours. We also show that important physical questions were resolved only with the largest of these simulations.

The use of efficient numerical algorithms becomes increasingly important as the available computational power increases. The simple, straightforward algorithm is often the most efficient for small system sizes, especially when the time needed to implement the algorithm is factored in. However, as computers increase in speed and memory, the scientist is inevitably led to tackle more ambitious problems: sometimes the same problems on larger scales, often completely new topics which were infeasible or whose interesting regimes were inaccessible before. For large simulations, the scaling of time and memory with system size becomes crucial.

In our simulations of hysteresis and avalanches in simple models of magnets, we developed two algorithms which allowed us to do the large simulations necessary to reach the important physical regime. Simulations by our colleagues on models like ours have typically been limited to relatively small systems (in some cases up to 900×900 and $128 \times 128 \times 128$ [1], see however [3]); in our simulations, we have found that larger systems (up to a billion spins) are crucial both to extract accurate values of the universal critical exponents, and to understand important qualitative features of the physics.

I. THE MODEL

In this paper, we discuss our implementations of algorithms for simulating the zero temperature random field Ising model, which has the energy function

$$H = \sum_{\langle i,j \rangle} J s_i s_j - \sum_i (H(t) + h_i) s_i \quad (1)$$

where the spins $s_i = \pm 1$ sit on a hypercubic D dimensional lattice with periodic boundary conditions. They interact ferromagnetically with their Z nearest neighbors with a strength J , and experience a uniform external field $H(t)$ and a random local field h_i . We will set $J = 1$, and will increase $H(t)$ arbitrarily slowly from -1 to 1 . The random field h_i will be distributed with a Gaussian distribution $\phi(h)$ of width R :

$$\phi(h) = \frac{1}{\sqrt{2\pi}R} e^{-h^2/2R^2} \quad (2)$$

The dynamics of our model includes no thermal fluctuations: each spin flips over deterministically when it can gain energy by doing so. That is, it flips when its local field

$$h_i^{\text{eff}} = J \sum_j s_j + H + h_i \quad (3)$$

changes sign. This can occur in two ways: a spin can be triggered when one of its neighbors flips over (participating in an avalanche), or a spin can be triggered because of an increase in the external field $H(t)$ (starting a new avalanche).

This model was introduced by Robbins and Ji [3] to study fluid invasion in porous media and front propagation in disordered systems. We use the same model with many interacting fronts of flipped spins [5] to model the noise in hysteresis loops in disordered materials. (The problem of hysteresis is different from the problem of fluid invasion because many disconnected regions of the material can be transforming at once: water pushed into oil (bearing rock can only invade along a single front.) A similar (but more realistic) model was first applied to magnets by Zhu and Bertram [4] in 1991; they simulated only one value of the disorder, and found power-law distributions that they attributed to self-organized criticality.

The zero temperature random field Ising model is interesting because the avalanches can have a broad range of sizes. If all the avalanches were small, understanding them would be straightforward and not very interesting. Indeed, at large disorder R the chance that a flipping spin will trigger one of its Z neighbors roughly scales as ZJ/R . If this quantity is smaller than one (large disorder), all avalanches will be small: the noise will be a series of small pops all of around the same size. This is

uninteresting not because the behavior is simple, but because the behavior is strongly dependent on the details of the model at short distances, where the model is at best a caricature of a real material.

It is also easy to understand this system in the small disorder regime $ZJ/R \gg 1$, where almost all the spins flip over in one catastrophic infinite avalanche. There are many problems (fracture and first-order phase transitions come to mind) where a single nucleation event leads to the release of the stored energy in a single loud snapping sound. This regime is studied through a combination of critical droplet theory (for the initial nucleation event), theories for front propagation (when the nuclei are small compared to their separation), and theories of coalescence and coarsening behavior (when the nuclei begin to merge).

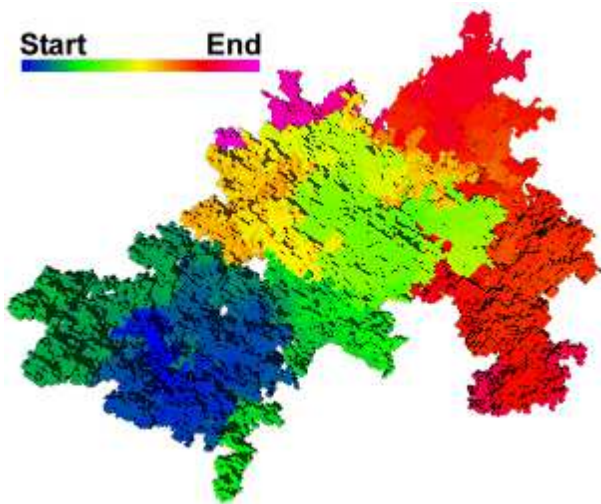


FIG. 1. A single avalanche in a $200 \times 200 \times 200$ system at $R = 2.3$ (within 6% of the critical disorder R_c). The avalanche contains 282,785 spins. The time when each spin flipped is shown by its color. The avalanche generally grew from left to right. Notice that it has many branches and holes; the large avalanches in three dimensions probably have a fractal dimension a little less than three. Also notice that on the right hand side, in the middle of the light green area, there are several dark red spots poking through. The green area stopped growing, but other parts of the avalanche later filled in the holes.

We focus on the crossover between these two limiting cases, where the system exhibits crackling noise with avalanches of all sizes. At a particular disorder R_c , as one increases the external field to a particular value H_c , a flipping spin will on average push over exactly one neighbor. The avalanches at this point (the critical point) advance in fits and starts (Figures 1 and 2), and come in all sizes (Figures 3 and 4) with a probability that decreases as a power law of the size. Below the critical point, there will be an avalanche which will flip a non-zero fraction of the spins in the system even as the system size goes to infinity.

ity: we call this the infinite avalanche. The avalanches become very large even rather far above the critical point. In three dimensions, there are still two decades of power law scaling 50% above the critical point. This means that studying the critical behavior becomes of practical importance even if one doesn't tune to R_c ; on the other hand, it means that large simulations are necessary to get close to the critical point. In our problem, the convergence to the expected asymptotic power-law behavior is very slow, for a rather technical reason (the large bump in the scaling function, shown as the inset of figure 3). In practice, we needed simulations of around a billion spins (1000^3) in order to understand the physics in three dimensions [8]; two dimensions remains a challenge (even at $30,000^2$ the proper scaling still isn't clear [8,11]).

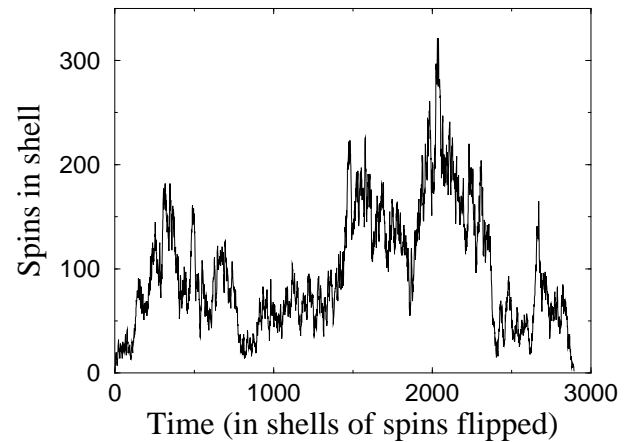


FIG. 2. A time series showing the number of spins that flipped in each shell of the avalanche shown in figure 1. [7] Notice that the avalanche is a series of bursts: near the critical point, the avalanche is always on the verge of halting, so it proceeds in fits and starts.

It is crucial in simulations with this many spins that all algorithms be efficient both in computer time and in memory. We begin by giving the simple, inefficient approach which has an execution time which scales as $O(N^2)$. We then develop a more efficient approach, where the use of a sorted list gives an execution time which scales as $O(N \log N)$ but which needs memory storage which scales as N ($\text{sizeof(double)} + \text{sizeof(int)}$): a billion spins would demand 12 Gigabytes of RAM for efficient execution, usually not available in practice. Finally, we give an algorithm whose execution time also scales as $O(N \log N)$, but whose memory requirements asymptotically are only one bit per spin: 10^9 spins require 120 MB of storage, quite feasible on a standard workstation. [6] We conclude with a discussion of time and space issues for calculating and storing histograms and correlation functions.

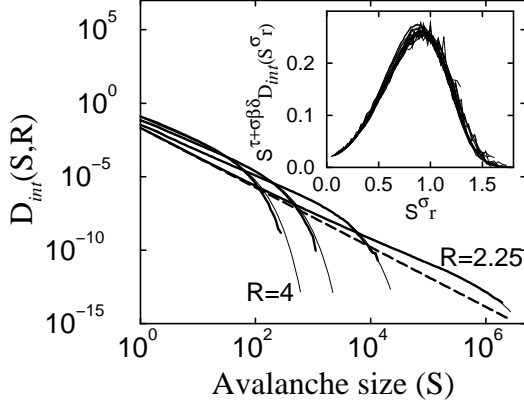


FIG. 3. This is the distribution of avalanche sizes for different values of the disorder R in dimension $D = 3$. (1) Notice that some avalanches remain large (hundreds of spins) a factor of two above the critical value $R_c = 2.16$ where we expect a pure power law. (2) Notice that the avalanches are enormous (millions of spins) when we are still 4% away from the critical point: this is why we need large simulations. The inset is a scaling collapse of the data: the thin lines in the main figure show the scaling prediction for the avalanche sizes stemming from the scaling collapse [8]. (3) Notice that the scaling predictions work well already at $R = 4$. (4) Notice that the pure asymptotic power law behavior is not yet seen at $R = 2.25$, when six decades of scaling are observed! We needed simulations of a billion spins in order to convincingly show that the power law would eventually occur [8].




FIG. 4. This is a picture of a 30,000 \times 30,000 simulation with disorder $R = 0.65$, where each pixel represents a 30 \times 30 square, and each avalanche is a different color. Notice that there are avalanches of all sizes, with many smaller avalanches, and fewer large ones.

The brute force method is the easiest method to implement, and is competitive for system sizes up to about 10,000 spins. For the brute force method, one stores a spin direction and a random field for each site of the lattice. One can then proceed as an experimentalist would, measuring the magnetization at specific predetermined fields: starting with magnetization $M = 0$ and a large negative field H_0 , one increments to H_1 , checks all spins in the lattice repeatedly until all spins with positive local fields are flipped, then repeats with H_2 , and so on. This approach gives precisely the correct magnetization at the fields H_n : the order in which spins are flipped can be shown not to influence the final state [12,5]. Unless the increments in external field are very small, however, several avalanches may occur in a given increment, and all information about single avalanches (such as histograms of avalanche sizes) will be distorted. Time for this method scales as $O(NXT)$, where X is the number of fields H_n at which the magnetization is measured and T is the average duration (number of shells of spins flipped) of the avalanches during a segment.

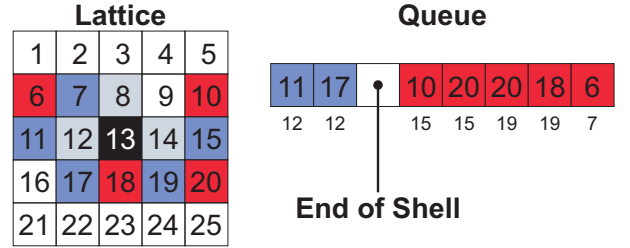


FIG. 5. This figure shows how a queue is used to propagate an avalanche. The colored spins are spins which either have flipped in the current avalanche, or will flip in the current avalanche. Spin 13 triggered the avalanche, then the light grey spins flipped in the first shell, followed by the blue spins followed by the dark red spins. The next spin to flip is at the left hand side of the queue. When this spin flips, its neighbors will be checked, and the neighbors that are ready to flip will be added to the right hand side of the queue. The small numbers below the spins in the queue indicate which neighbor caused the spin to be put on the queue. Notice that different neighbors can cause a spin (such as spin 20) to be put on the queue more than once. We have to be careful to only flip the spin once.

A variation on this approach is to propagate one avalanche at a time, as shown in figure 5:

1. Find the triggering spin for the next avalanche by checking through the lattice for the unflipped site with largest local field.
2. Increment the external field to just flip that site, and push the spin onto a first-in first-out (FIFO) queue. (figure 5, right)

3. Pop the top spin o of the queue.
4. If the spin has not been flipped, flip it and push all unflipped neighbors with positive local fields onto the queue.
5. While there are spins on the queue repeat from (3)
6. Repeat from (1) until all spins are flipped.

This method is standard for avalanche propagation problems. It is also related to the propagation of clusters in the Wolff algorithm [13]. Using a queue instead of recursion has two advantages. First, recursion is both slower and more memory intensive, because each recursive call must push all local variables and all registers onto the system stack (which usually has a pre-allocated limit). If we use our own queue, we only need to push the coordinate of the next spin on the queue each time, and we can make the queue as large as we need to. Second, in order to produce a natural spin-flip order, we want to flip all spins that are ready to flip at a given time before we flip the spins that they cause to flip. If we put spins that are ready to flip on a FIFO queue, we correctly achieve this order. This corresponds to doing a breadth-first-search. Recursion, which is the same as putting the spins on a LIFO stack, will explore all possible consequences of flipping the first neighbor it looks at before it even considers the second neighbor. This depth-first-search produces an unnatural spin-flip order (although the final state after the avalanche is unchanged [12,5]). The dynamics during the avalanche of figure 2 assumes one shell of spins flipped during each time slice, which is easy to determine by placing markers on a FIFO spin queue, as shown in figure 5. Each time one pops the marker off of the queue, one starts a new shell and puts the marker back on the end of the queue.

Doing the brute-force algorithm one avalanche at a time is incredibly inefficient except at very low disorders: sweeping through the entire lattice for each avalanche is $O(N^2)$. A hybrid approach, finite steps in field followed by internal propagation of avalanches, could be quite efficient if one is solely interested in the magnetization at those fields. A brute-force method is probably necessary when simulating systems with long-range forces. [2]

III. TIME EFFICIENCY: SORTED LISTS

The brute-force method is very clumsy at locating the origin of the next avalanche; one is immediately led to think of storing the several largest local fields in each sweep. Taking this to its logical conclusion, one is led to store a list of all of the spins in the system, sorted according to their random fields.

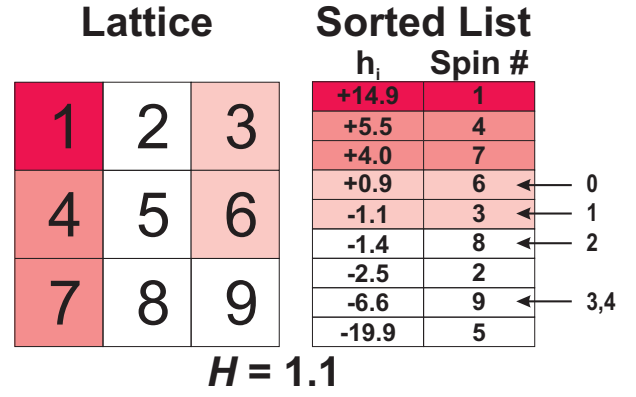


FIG. 6. This figure shows how a sorted list is used to find the next spin in the avalanche. The colors indicate spins that have already flipped. The first column in the sorted list contains the random field, and the second column contains the number of the spin with that random field. The arrows to the right indicate the nextPossible[n] pointers — the first spin that would not flip with n^* neighbors up. The spins pointed to are the possible starting locations for the next avalanche. Notice that some of the pointers point to spins which have already flipped. This means that those spins have more than n^* neighbors up. In a larger system, the unflipped spins will not all be contiguous in the list.

Unfortunately, life is complicated by the fact that spins experience not only their local random fields, but also fields from their neighbors. In order to find the origin of the next avalanche, we must take this into account. Fortunately, the spins can be divided into just $Z + 1$ classes according to the number of neighbors up. For each class, we keep a pointer, nextPossible[n], into the list of sorted spins, indicating the next spin which would flip if it had n^* neighbors up. This is depicted in figure 6. To find the origin of the next avalanche, we find the next spin that would flip in each class, and choose the spin which has the largest local field. If this spin has the wrong number of neighbors up, then we try again. Specifically, we:

1. Store the lattice sites in the array sortedSpins[N] (figure 6, right).
2. Sort the sortedSpins array in decreasing order of the random field of the corresponding site.
3. Set up the array nextPossible[Z + 1], where nextPossible[n] is the location in the sortedSpins array of the next spin that would flip as we increased H if it had n^* neighbors pointing up.

$$h_i + L_i \geq 0 \quad (4)$$

where $L_i = H + (2n^* - Z)J$ is the portion of the local field at i from the neighbors and the external field (arrows, figure 6 right).

4. Search the spins [14] nextPossible[n*] to find the one with minimum local field $H(n^*) = (2n^* - Z + h_i)$ needed to flip the spins were it to have n^* neighbors up.
5. Increment nextPossible[n*] for this value of n^* . If it has n^* neighbors up, set $H = H(n^*)$, flip it and start the avalanche. If not, repeat (4).

The sorting of spins can be done in time $O(N \log N)$. Storage with this form of the algorithm is $N \cdot \text{sizeof(int)}$ for the sorted array (if we reduce the D dimensional coordinates to one number [15]), and $N \cdot (\text{sizeof(spin)} + \text{sizeof(double)})$ for the lattice itself. Various other compromises between speed of execution and storage are possible, but all leave the running time $O(N \log N)$. The sorted-list algorithm is fast: the largest system sizes one can store on a sensible workstation will execute fast enough to watch (1000^2 and 100^3 takes a few seconds; 200^3 will barely fit in 128 MB RAM). It is the method of choice for these small systems or when one is interested in the behavior of subloops.

IV. SPACE EFFICIENCY: ONE BIT PER SPIN

The combination of the rapid execution of the sorted-list algorithm and large finite size effects led us to develop an algorithm optimized for memory efficiency. The key was to recognize that one need never generate the random elds! In invasion percolation [16] (and in the interface problem [3] analogous to ours) one generates the random elds only on sites along the boundary of the infinite cluster. In our problem, we take things further: at each change in a spin's local eld (equation 3), we generate only the probability that it will flip.

For a monotone increasing external eld, the conditional probability that a spin flips before its local eld reaches $L + \Delta L$ given that it has not flipped by L is

$$P_{\text{flip}}(L; \Delta L) = \frac{(P_{\#}(L) - P_{\#}(L + \Delta L))}{P_{\#}(L)}; \quad (5)$$

where $P_{\#}(L)$ is the probability that a spin will be pointing down when the local eld is L . A spin with local eld $L = H + (2n^* - Z)J$ will point down if its random eld h_i satisfies equation 4; i.e., with probability

$$\begin{aligned} P_{\#}(n^*; H) &= \int_0^{L - (2n^* - Z)J} \rho(h_i) dh_i \\ &= 1 - 2 + 1 = 2 \operatorname{erf} \left(\frac{L - (2n^* - Z)J}{\sqrt{2}R} \right) = \frac{P_{\#}}{2R} \\ &= 1 - 2 \operatorname{erfc} \left(\frac{L - (2n^* - Z)J}{\sqrt{2}R} \right) = \frac{P_{\#}}{2R} \end{aligned} \quad (6)$$

(Using erfc cured some problems with rounding at large negative elds H .) These probabilities are illustrated graphically in figure 7.

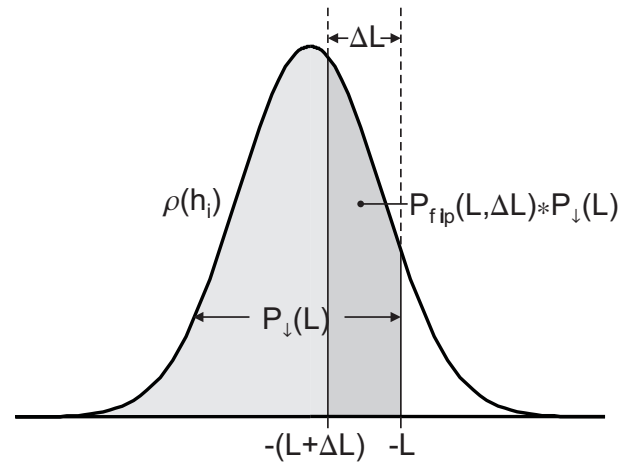


FIG. 7. The probability that a spin will not have flipped by the time its local eld reaches L is the probability that the random eld is less than L . This is represented by the entire shaded area of the Gaussian. The probability that the spin will flip before the eld reaches $(L + \Delta L)$ is represented by the area of the darker region divided by the area of the entire shaded region.

Finding the next avalanche is subtle when the random elds are not stored: changing the external eld H introduces a probability that any unflipped spin in the lattice may flip. Inspired by the continuous time Monte Carlo algorithm [17], we keep track of N_{n^*} , the number of down (pointing spins that live in each of the $Z + 1$ different classes with n^* neighbors pointing up. Given the probabilities that spins in each class will flip, we calculate both the change in external eld H needed to flip the next spin and the probability that the next spin to flip is in the various classes. We then randomly choose the class n^* , and search at random through the lattice for a spin in that class. The time taken for the search is the part of the algorithm which scales worst for large N . If there are N_{n^*} spins left in a class, this search will take average time N/N_{n^*} ; summing over N_{n^*} and over the classes yields a bound of order $ZN \log N$. In one of our programs, we use a tree structure to do this search more efficiently; this complication decreases the running time by 40% for a 500^2 system at $R = 1$.

How do we calculate H ? From equation 5, the probability that a single spin with n^* neighbors up has not flipped in the range H is $1 - P_{\#}(n^*; H) = P_{\#}(n^*; H + H)$ from (6). The probability that no spin in class n^* has flipped in this range is

$$P_{n^*}^{\text{none}} = \frac{P_{\#}(n^*; H + H)}{P_{\#}(n^*; H)}^{N_{n^*}}; \quad (7)$$

and the probability that no spin has flipped between H and $H + H$ is

$$P^{\text{none}}(H) = \prod_{n^*=0}^Z P_{n^*}^{\text{none}}; \quad (8)$$

To find H , we choose a random number pDH uniformly distributed between zero and one, and set H so that $P^{none}(H) = pDH$.

Unfortunately, we cannot solve for H analytically. We must instead find a numerical solution. In order to find this solution efficiently, we must have good initial guesses. In analogy with nuclear decay, if spins flip with a constant rate, we expect the probability that no spins have yet flipped to be e^{-H} . So, for a first approximation of H , we assume that the spin-flip rate is a constant. Therefore,

$$H_1 = \frac{\log(pDH)}{(H)} : \quad (9)$$

where (H) is given by

$$\begin{aligned} (H) &= \frac{d \log(P^{none}(H=0))}{dH} \\ &= \sum_{n=0}^Z N_{n\uparrow} \frac{d \log(P_{\#}(n\uparrow; H + H))}{dH} \\ &= \sum_{n=0}^Z N_{n\uparrow} \frac{(L(n\uparrow; H))}{P_{\#}(n\uparrow; H)} \\ &= \sum_{n=0}^Z (n\uparrow; H) \end{aligned} \quad (10)$$

We can make a better second guess by looking at the error in our first guess. If the error in our guess is $pDH - P^{none}(H) = pDH$, then we can make an improved second guess for H by aiming for $pDH - pDH$:

$$H_2 = \frac{\log(pDH - pDH)}{(H)} : \quad (11)$$

These two guesses can then be used as input into a root finding routine. [18] Note that while these guesses are usually very good for small H , and lead to quick solutions, they can be very bad for large H . If the guesses for H are very large, it may be better to choose two arbitrary guesses. In our code, if $H_1 > 20$ we use $H_1 = 0$ and $H_2 = 20$.

Our algorithm for finding the next avalanche is therefore

1. Choose a random number pDH uniformly distributed between zero and one.
2. Re-calculate the values of $P_{\#}(n\uparrow; H)$. These values will be used repeatedly in solving for H .
3. Calculate guesses for H using equations 9 and 11 and use them as input to a root finding routine to find the exact solution for H .
4. Increment H by H .

5. Calculate the array $probFlip[n\uparrow]$ for use in the remainder of the avalanche, where $probFlip[n\uparrow]$ is the probability at the current field H that a spin will flip when its number of up neighbors changes from $n\uparrow$ to $n\uparrow + 1$. (equation 5)

6. Calculate the rates for flipping spins in each of the different classes at the current field $H = H_{old} + H$:

$$(n\uparrow; H) = N_{n\uparrow} (L(n\uparrow; H)) = P_{\#}(n\uparrow; H) \quad (12)$$

and the total rate $(H) = \sum_{n=0}^Z (n\uparrow; H)$.

7. Choose a random number $pNUp$ uniformly distributed between zero and 1, and use it to select $n\uparrow$.

8. Search at random in the lattice for an unflipped spin with $n\uparrow$ neighbors up. [19]

9. Start the avalanche at that spin.

During an avalanche, the algorithm is essentially the same as the brute force algorithm:

10. Push the first spin onto the queue.

11. Pop the top spin off of the queue.

12. If the spin is unflipped, flip it, find $n\uparrow$, and decrease $N_{n\uparrow}$ by one. Otherwise, skip to (14).

13. Look at all unflipped neighbors. For each unflipped neighbor, find the current number of neighbors up, $n\uparrow$; decrease $N_{n\uparrow-1}$ by one, and increase $N_{n\uparrow}$ by one. Push the spin on the queue [20] with probability $probFlip[n\uparrow-1]$, as calculated in step (5).

14. While there are spins left in the queue, repeat from (11).

15. While there are unflipped spins, repeat from step (1).

This algorithm is about half as fast in practice as the sorted-list algorithm. This is faster than we expected: the overhead involved in solving for H is presumably compensated by the time saved not shifting data in and out of cache. 1000 1000 1000 systems take a few days of CPU time on a reasonable workstation; 30,000 30,000 systems take less than 15 hours on a 266 MHz Pentium II.

V. CALCULATING HISTOGRAMS AND CORRELATIONS

In order to study the critical properties of our model, we output several functions from our simulations. The simplest function we output is the magnetization M as a

function of the external field H . We also output distributions of avalanche sizes (figure 3, top), and correlation functions. Some care must be taken to make sure that the calculation of these functions does not dramatically increase the running time or memory requirements of the simulation.

When doing calculations with a billion spins, one cannot output any information from the program which scales linearly with the system size. Instead of outputting $H(M)$ at each avalanche (GB of data), one is forced to output $H(M_n)$ at pre-chosen points.

The characteristic feature of the critical point is the appearance of an infinite avalanche. The equivalent of an infinite avalanche in a finite system is an avalanche which spans the entire system: in at least one dimension, there is a spin in every row. In order to tell whether we are above or below the critical point, we need to detect these spanning avalanches. In three dimensions and higher, the number of spanning avalanches as a function of R is also interesting to study. The most obvious way of detecting spanning avalanches is to mark each row as a spin if it is in it, and check at the end of the avalanche to see if all the rows contained spins. However, this method requires $O(N^{1=D})$ operations per avalanche. Since there are many small avalanches, this is unacceptable. A preferable method is to keep track of the $2-D$ boundaries of the avalanche as it grows. If a pair of boundaries meet, then the avalanche is a spanning avalanche. One must take care to deal properly with the periodic boundary conditions.

Another useful function we calculate is the avalanche size distribution, $D(S)$: the number of avalanches which flip S spins during the simulation, divided by the total number of spins in the simulation. Like the $M(H)$ curve, the avalanche size distribution naively scales linearly with the system size. We need bins up to size N , the size of the largest possible avalanche. Logarithmic binning is the obvious solution, with bin n including all sizes $b_a^{n-1} < S < b_a^n$. We have used b_a from 1.01 to 1.1. Large bins are preferable for lower statistical noise: this is particularly important in the tail of very large avalanches, where small bins would contain few avalanches. Very large bins, however, will systematically alter the shape of the scaling functions (although they will not change the critical exponents). It is important to divide the total population in each bin by the number of integers contained within the bin (and not just the bin width); clearly one should also ignore the early bins which do not contain any integers.

We did not calculate instantaneous correlation functions for the flipped spins. At the critical point (H_c, R_c), these would have given the critical exponent but identifying the critical field H_c was difficult to do well.

On the other hand, we do calculate the correlation function $G(x; R)$ within an avalanche, which gives the probability that the first spin in an avalanche will cause a

given spin a distance x away to flip in the same avalanche. At the beginning of each avalanche, we record the coordinates of the first spin in the avalanche. Then, for each subsequent spin in the avalanche, we calculate the distance r to the first spin, and add one to the appropriate bin. Logarithmic binning is not necessary for the correlation function, because the size of the correlation function is proportional to the length of the simulation, not the total size of the simulation; we use a fixed bin size $b_c = 1$. At the end of the simulation, each bin should be normalized by the number of spins that are between $r - b_c = 2$ and $r + b_c = 2$ away from the origin.

The only tricky part of calculating the correlation function comes from the periodic boundary conditions: if the avalanche crosses a boundary, two points at opposite ends of the avalanche can come close together. Because we don't calculate correlation functions for spanning avalanches, we know that there will be at least one row in every dimension which is not touched by the avalanche. To calculate distances, we use the periodicity of the lattice and the continuity of the avalanche to shift the coordinates so they are all on one side of these empty rows. Because we are already keeping track of the boundaries of the avalanche for the detection of spanning avalanches, finding an empty row is easy.

Some quantities (moments of the avalanche size distribution and numbers and sizes of spanning avalanches) calculate a single number and hence pose no problems at large system sizes. These quantities, however, are particularly useful in finite-size effect calculations, where information from thousands of simulations may be collected at each randomness and system size. We chose to store our information in a hierarchical directory tree, with each measured quantity, dimension D , and system size L in a different directory. The large files (magnetization, histograms, and correlation functions) were further divided into subdirectories for each disorder R . The single-number quantities were arranged into files one for each disorder, with new data appended to the ends of the old files. We found this arrangement fairly satisfactory, except that occasional errors in running the program would demand extensive hand-erasing of the invalid data in the various files: we learned to test changes in the code carefully before starting to archive the results.

V I. C O N C L U S I O N

In this paper, we have described three algorithms for simulating the zero temperature random field Ising model. The brute force algorithm can be useful when one cares only about $M(H)$ at a few points, but is otherwise too slow to implement large systems. The sorted list algorithm is the fastest algorithm, but on a 128 MB machine, only system sizes of around six million spins can be

run. The bits algorithm is almost as fast as the sorted list algorithm, and asymptotically uses only one bit of memory per spin. The running times of the three algorithms as a function of system size are shown in figure 8.

We have made C++ source code implementing all three algorithms available on the Internet at <http://www.lasp.cornell.edu/sethna/hysteresis/code/>. Each algorithm is contained in a separate, well-documented class. There are classes for detecting spanning avalanches, measuring avalanche size distributions, and measuring correlation functions. There are also both Microsoft Windows and Command Line interfaces to the code. The Command Line interface should be portable to any computer with a C++ compiler and an implementation of the Standard Template Library (STL). We have also compiled executables for Windows 95/NT, Linux, and several other flavors of UNIX. The running times in figure 8 all come from this code compiled under Linux.

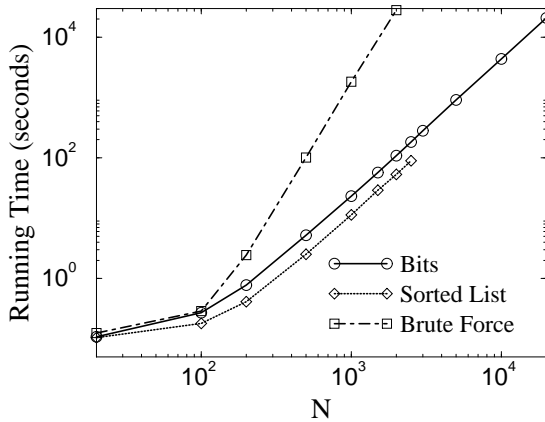


FIG. 8. The running times for the three algorithms for two-dimensional systems with $R = 1.0$ running on a 266 MHz Pentium II with 128 MB of memory. Notice that both the bits algorithm and the sorted list algorithm have running times which grow approximately linearly (the $\log N$ is not visible), and the brute force running time grows quadratically. Also notice that the largest bits simulation was 64 times larger than the largest sorted list simulation: bits is space efficient.

Portions of this work were supported under NSF DMR-9805422 and DOE DEFG 02-88-ER 45364. An equipment grant from Intel and the support of the Cornell Theory Center are also gratefully acknowledged.

tions", *Phys. Rev. E* 52, R5 (1995), studied random-bond systems of sizes up to 40 40 and mixed random-bond random-bond system up to 100 100. Our methods are not directly applicable to random bond systems or to systems with long-range forces [2]. R. Blossey, T. Kinoshita, and J. Dupont-Roc, "Random field Ising model for the hysteresis of the prewetting transition on a disordered substrate", *Physica A* 248, 247 (1998) studied the prewetting transition with our model using the efficient form of the brute force algorithm, on systems up to 900 900.

- [2] S. Zapperi, P. Ray, H. E. Stanley, and A. Vespignani, "First order transition in the breakdown of disordered media", *Phys. Rev. Lett.* 78, 1408 (1997) studied the effects of long-range forces in systems up to 128^3 .
- [3] Hong Ji and Mark O. Robbins, "Percolative, self-affine, and faceted domain growth in random three-dimensional magnets", *Phys. Rev. B* 46, 14519 (1992), and references therein. Robbins and Ji study the closely related interface depinning model (which does not allow avalanches to start except next to existing flipped spins). The methods we develop in this paper can be used to study front propagation (by pre-flipping a layer of spins and setting the probability of flipping isolated spins to zero), but are less efficient than those developed by Robbins and company, which "forget" the spins left behind by the propagating interface. They ran 300^3 and 2000^2 simulations back in 1991! By 1994 they had run 12000^2 simulations.
- [4] J. G. Zhu and H. Neal Bertram, "Self-organized behavior in thin film recording media", *J. Appl. Phys.* 69, 4709 (1991) study a hexagonal two-dimensional model with in-plane magnetization, ferromagnetic bonds with the four neighbors along the field direction and antiferromagnetic (or missing) bonds with the two neighbors perpendicular to the field. They study systems of size 100 2000.
- [5] J. P. Sethna, K. A. Dahmen, S. Kartha, J. A. Krumhansl, B. W. Roberts, and J. D. Shore, "Hysteresis and hierarchies: dynamics of disorder-driven first order phase transformations", *Phys. Rev. Lett.* 70, 3347 (1993).
- [6] Neither of the useful algorithms parallelizes well; our group has made effective and extensive use of parallel machines to average over disorder. The fluctuations at the critical point are severe at all system sizes.
- [7] J. P. Sethna, O. Perkovic, and K. A. Dahmen, in *Scale Invariance and Beyond*, Les Houches Workshop, March 10-14, 1997, ed. B. Dubrulle, F. G. Gantner, and D. Sornette, Springer, Berlin, p. 87. Figure 1 (Right) is incorrect in this reference: it shows $dm = dt$ for the whole hysteresis loop, not just one avalanche.
- [8] O. Perkovic, K. A. Dahmen, and J. P. Sethna, "Avalanches, Barkhausen noise, and plain old criticality", *Phys. Rev. Lett.* 75, 4528 (1995), O. Perkovic, K. A. Dahmen, and J. P. Sethna, "Disorder-induced critical phenomena in hysteresis: a numerical scaling analysis", *Condensed-Matter Archive preprint* # 9609072, O. Perkovic, K. A. Dahmen, and J. P. Sethna, "Disorder-induced critical phenomena in hysteresis: numerical scaling in three and higher dimensions", *Condensed-Matter Archive preprint* # 9807336.
- [9] W. H. Press, S. A. Teukolsky, W. T. Vetterling, Nu-

[1] E. Vives, J. Goicoechea, J. Ortin, and A. Planes, "Universality in models for disorder-induced phase transi-

numerical Recipes in C: The Art of Scientific Computing (Cambridge University Press, 1992). Both books are also available online at <http://www.nr.com/>.

- [10] NetLib is a collection of mathematical software, papers and databases at <http://www.netlib.org/>.
- [11] Barbara Drossel and Karin Dahmen, "Depinning of a domain wall in the 2d random field Ising model", Eur. Phys. J. B. 3, 485 (1998).
- [12] A. A. Middleton, "Asymptotic uniqueness of the sliding state for charge (density waves)", Phys. Rev. Lett. 68, 670 (1992); A. A. Middleton and D. S. Fisher, "Critical behavior of charge (density waves) below threshold: numerical and scaling analysis", Phys. Rev. B 47, 3530 (1993).
- [13] U. Wolz, "Collective Monte Carlo updating for spin systems", Phys. Rev. Lett. 62, 361 (1989).
- [14] Search only those spins for which nextPossible[n] has not run off the end of the list.
- [15] $(X_1; X_2; \dots; X_D)$ can be reduced to $X_1 + X_2 L + \dots + X_D L^{D-1}$. This yields the numbering scheme shown in figures 5 and 6. This reduction also allows us to store a D (dimensional) lattice in a one (dimensional) array and write code that will work in any number of dimensions.
- [16] L. Furuberg, J. Feder, A. Aharony, and T. J. Ssang, "Dynamics of invasion percolation", Phys. Rev. Lett. 61, 2117 (1988).
- [17] A. B. Bortz, M. H. Kalos, and J. L. Leibowitz, "A new algorithm for Monte Carlo simulation of Ising spin systems", J. Comp. Phys. 17, 10 (1975).
- [18] We use a simple algorithm to make sure that the guesses are on opposite sides of the correct guess, and then use the Brent algorithm to find the root. The Brent algorithm uses a combination of interpolation when the guesses are close, and bisection when the interpolation works badly. Descriptions and implementations of this and other root finding algorithms can be found in Numerical Recipes [9] and in the NetLib libraries [10] on the Internet.
- [19] If your random number generator is not good enough, or if you have incorrectly kept track of the number of down spins with n* neighbors up, your simulation may enter an infinite loop searching for the next spin. Also, if you are storing your spins in a 1D array, you should still generate D random numbers, one for each coordinate. If you try to save time and only generate one random number, then for a very large system there will be gaps in the random numbers, and some spins will never be found, causing an infinite loop.
- [20] One might worry that the queue will grow very large. However, the queue will only be as large as the largest shell of spins, which should scale as the surface area of the largest avalanche. Therefore, it should scale as $N^{1/2}$ in two dimensions, and as $N^{2/3}$ in three dimensions. Because the avalanches tend to grow in fits and starts, this situation is even better. Notice that in figure 1, even though the avalanche contained almost 300,000 spins, and the surface area was very large, the largest shell had only 321 spins in it (Figure 2). The queue is generally very small compared with the system size.