

# Nonlinearity Effect on 1D Periodic and Disordered Lattices

K. Senouci<sup>1</sup>, N. Zekri <sup>1</sup> and H. Bahlouli<sup>2</sup>

<sup>1</sup>Laboratoire d'Etude Physique des Materiaux, Departement de Physique, UST Oran, B. P. 1505, Oran El-M'naouer, Algerie.

<sup>2</sup>Physics Department, KFUPM, Dhahran 31261, Saudi-Arabia.

December 2, 2024

## Abstract

The Kronig-Penney model is used to study the effect of nonlinear interaction on the transmissive properties of both ordered and disordered chains. We found that nonlinearity can either localize or delocalize the electronic states in ordered systems depending on both its sign and strength but there exists a critical strength above which all states are localized. In the disordered case, however, we found that the transmission has a power law decay at the band edge of the corresponding periodic system  $T \simeq L^{-\gamma}$ . The exponent  $\gamma$  seems to be independent of the strength of the disorder in the case of barrier potentials, while it seems to vary linearly with the logarithm of this strength for mixed potentials. Extensive results on the effect of nonlinearity on the nature of the eigenstates are also provided.

Keyword: Band spectrum, non-linearity, interaction, disorder.

# 1 Introduction

Wave propagation in nonlinear media is a subject of recent intensive research [1]. The study of this phenomena is of great practical importance in the understanding of transport properties of superlattices [2], electronic behavior in mesoscopic devices and optical phenomena in general. The nonlinear Schrödinger equation has been studied extensively in recent years and served as a prototype for studying nonlinear phenomena. The origin of the nonlinearity in the Schrödinger equation might correspond to different physical phenomena. In electronic systems it would correspond to Coulomb interaction between confined electrons while in superfluid it corresponds to the Gross-Pitaevsky equation which became of very much interest in recent years in the area of Bose-Einstein condensation of trapped Bose atoms [3]. One then uses the usual technique, as in linear systems, to deduce transmission and related properties of interest. However, there are differences though with the linear problem. Most important for us is the fact that the transmission is not uniquely defined. In contrast to the linear case it is no longer equivalent to study the transmission for a fixed input (normalized incident wave) or fixed output (normalized transmitted wave). This non equivalence originates from the fact that for a given output, there is one and only one solution to the given problem. In contrast, for a fixed input, there is at least one solution to the problem but, because of the nonlinearity, there might be more than one for a given system length [4]. In particular, it is believed that this non-uniqueness gives rise to multistability, noise and might originate a chaotic behavior in certain systems [5, 6].

From the theoretical point of view we expect new effects to arise due to the competition between the well known localizing effects of the disorder and the delocalizing effect due to the nonlinear interaction. Anderson's theory predicts that the wave function of a non interacting electron moving in a one dimensional lattice with on-site energetic disorder is localized even for an infinitesimal amount of disorder [7]. Thus in the linear

regime but in the presence of disorder, for a given incident wave with frequency  $\omega$  (or an electron with energy  $E$ ), the transmission coefficient decays exponentially with the system length. On the other hand, the decay of the transmission is much slower in nonlinear systems. Actually a power law decay of the transmission was already obtained in nonlinear systems with on-site disorder [4, 8]. However, Kivshar et al. [9], while studying the propagation of an envelope soliton in a 1D disordered system, have found that the decay is actually not a power law like and that strong nonlinearity washes out localization effects. This means that above a certain critical value of the nonlinearity strength we can have wave propagation in nonlinear disordered media, which is a situation of great practical interest. Molina et al.[10] on the other hand, studied the transport properties of a nonlinear disordered binary alloy. They have confirmed the power law behavior of the transmission but concluded that the decay exponent does not depend on the degree of nonlinearity and that delocalization disappears for large nonlinearities.

It is the purpose of this work to study how the decay of the transmission is affected by nonlinear interactions in general for disordered systems and its effect in periodic systems. In particular, in a recent work on nonlinearity effect on periodic systems [11], we found that the bandwidth decreases when the lattice potential has the same sign as the nonlinear interaction coefficient while in the case of opposite signs the bandwidth increases and some states appear in the bandgap of the corresponding linear periodic system. We study here the scaling properties of the transmission at these gap-states in order to know how the nature of the eigenstates behave with nonlinearity.

## 2 Model description

Due to the above mentioned non-uniqueness problem we will restrict ourselves to a uniquely defined situation where the output is fixed and one is interested in finding the necessary input. Leaving this issue aside we would like to investigate the effect

of nonlinearity on the transmission of an ordered and disordered Kronig-Penney lattice model. We use the following standard model to describe this system [12]

$$\left\{ -\frac{d^2}{dx^2} + \sum_n (\beta_n + \alpha |\Psi(x)|^2) \delta(x - n) \right\} \Psi(x) = E \Psi(x) \quad (1)$$

Here  $\Psi(x)$  is the single particle wavefunction at  $x$ ,  $\beta_n$  the potential strength of the  $n$ -th site,  $\alpha$  the nonlinearity strength and  $E$  the single particle energy in units of  $\hbar^2/2m$  with  $m$  being the electronic effective mass. For simplicity the lattice spacing is taken to be unity in all this work. The potential strength  $\beta_n$  is picked up from a random distribution with  $-W/2 < \beta_n < W/2$  for the mixed potentials case and  $0 < \beta_n < W$  for the potential barriers case ( $W$  being the degree of disorder). The local nature of the nonlinear interaction in (1) does not stem only from its simplicity in numerical computation, but also from the physical point of view many of the interactions leading to nonlinearity are of local nature such as Coulomb on-site interaction. From the computational point of view it is more useful to consider the discrete version of this equation which is called the generalized Poincaré map and can be derived without any approximation from equation (1). It reads [13]

$$\Psi_{n+1} = \left[ 2 \cos k + \frac{\sin k}{k} (\beta_n + \alpha |\Psi_n|^2) \right] \Psi_n - \Psi_{n-1} \quad (2)$$

where  $\Psi_n$  is the value of the wavefunction at site  $n$  and  $k = \sqrt{E}$ . This representation relates the values of the wavefunction at three successive discrete locations along the  $x$ -axis without restriction on the potential shape at those points and is very suitable for numerical computations. The solution of equation (2) is done iteratively by taking for our initial conditions the following values at sites 1 and 2 :  $\Psi_1 = \exp(-ik)$  and  $\Psi_2 = \exp(-2ik)$ . We consider here an electron having a wave vector  $k$  incident at site  $N + 3$  from the right (by taking the chain length  $L = N$ , i.e.  $N + 1$  scatterers). The transmission coefficient ( $T$ ) can then be expressed as

$$T = \frac{4 \sin^2 k}{|\Psi_{N+2} - \Psi_{N+3} \exp(-ik)|^2} \quad (3)$$

Thus  $T$  depends only on the values of the wavefunction at the end sites,  $\Psi_{N+2}$ ,  $\Psi_{N+3}$  which are evaluated from the iterative equation (2).

### 3 Results

First let us examine how the allowed bands and band gaps in the periodic systems get affected by the nonlinear interaction. The nonlinearity is expected under certain conditions to delocalize the electronic wavefunction [4, 12]. Therefore, in the framework of the transmission spectrum a decrease of the width of the bandgap will signal delocalization while an increase in the bandgap will signal localization effect. To explain qualitatively the behavior of the transmission for different signs of the nonlinear interaction, we first start with a simple double barrier structure. In a recent work we examined the transmission spectrum for this structure but we restricted ourselves to small nonlinearity strengths. In Figure 1, we show the effect of nonlinearity on the first two resonances of both double barrier and double potential well systems. In the case of barriers Fig.1a shows that for positive  $\alpha$  the resonances get displaced to higher energies and become sharper. As we increase  $\alpha$  the valleys deepen which is a signature of confinement within the well between the two barriers. For negative  $\alpha$ , Figure 1b shows that for small values  $|\alpha| < \beta$ , the resonances get displaced to lower energies while the valleys increase and get more and more suppressed as we increase  $\alpha$  in magnitude. Thus one can conclude that for small values of  $\alpha$ , the gap get suppressed with increasing values of  $\alpha$  provided that  $|\alpha| < |\beta|$ . On the other hand for larger values of the nonlinearity,  $|\alpha| > |\beta|$ , the effect is reversed, that is the gap gets larger and larger.

If we consider a double potential wells instead (Figs.2) this behavior is reversed. Thus for negative nonlinearity (Fig.2a) the valleys become deeper while they become more

and more suppressed for positive nonlinearity as shown in Fig2b and similarly to the case of the barriers the valleys start becoming deeper for  $|\alpha| > |\beta|$ . In summary, the nonlinear interaction seems to delocalize the electronic states when it is repulsive (attractive) for potential barriers (potential wells) and the nonlinearity strength satisfies  $|\alpha| < |\beta|$ . For all the other cases it seems to localize the eigenstates. In fact the delocalization can be simply explained by the fact that the effective potential in (1) tends to vanish. Thus when the on-site potential and the interaction potential (represented by nonlinearity) have opposite signs the effective potential decreases in Eq.(1) and vanishes for  $|\alpha| = |\beta|$ . Therefore, the electron tends to become free in this case. When the nonlinear strength increases the effective potential starts increasing and the electron will 'see' the effective potential.

However, we found in the previous work [11] that the delocalization (narrowing of the bandgap) in periodic systems appears as resonant transmission states (sometimes not overlapping) in the gap. We try to examine the nature of these states in the gap of the corresponding linear periodic system in the presence of nonlinearity. To this end, we choose an energy ( $E = 11$ ) in the bandgap of the periodic potential barriers and another one ( $E = 9$ ) in that of the potential wells. Obviously, in the absence of nonlinearity and for finite systems the transmission coefficient decreases exponentially with the length scale at these energies (as shown in Figure 3). If we switch on the nonlinear interaction (with the sign chosen so as to have a delocalization following the above discussion) we find that the transmission coefficient (or equivalently the wavefunction) becomes Bloch like both for potential barriers (Figure 4a) and potential wells (Figure 4b). It is shown in these figures that when the nonlinear strength (in absolute value) increases but remains smaller than the absolute value of the potential strength ( $|\alpha| < |\beta|$ ) the amplitude of the transmission oscillations becomes larger and its period increases reaching a constant unity transmission at the critical strength ( $|\alpha_c| = |\beta|$ ) while for larger nonlinearity strengths ( $|\alpha| > |\beta|$ ) the amplitude of these oscillations keeps increasing and its period decreases. This behavior means that the eigenstates in the gap region of the corresponding linear

systems become extended even for a small amount of nonlinearity but the transmission is maximum at the critical nonlinear strength  $\alpha_c$ .

In order to explain qualitatively this delocalization, we note that the nonlinear term in Eq.(1) contains the modulus of  $\Psi$  which behaves as the inverse of the transmission coefficient from Eq.(3). Thus for decreasing transmission (i.e. for localized states) the modulus increases while if the transmission is close to unity it decreases. Therefore, in the gap region, since the transmission coefficient decreases with the length scale,  $|\Psi|^2$  increases and consequently the effective potential decreases which leads to the increase of the transmission and so on. The transmission oscillates then with the length scale and its period depends on the speed of the variation of  $|\Psi|^2$  which depends on the nonlinearity strength. If this strength increases, we reach rapidly the condition of vanishing effective potential and the variation of  $|\Psi|^2$  is slow (and the period of oscillations is large) while for very small strengths this modulus starts increasing rapidly up to the condition of vanishing effective potential where it becomes very large, and then this effective potential increases rapidly leading to smaller periods of the transmission oscillations.

let us now examine the effect of disorder on the nonlinear Schrödinger equation. We consider here two kinds of disorder as discussed above (mixed disorder and potential barriers disorder) in order to check the disorder dependence of the power law behavior observed in recent works [10, 12]. We note here that we can observe a power law decay of the transmission only at the band edges of the corresponding periodic system (for  $k = n\pi/a$ ,  $n$  being a positive integer number and the lattice parameter  $a$  is taken here to be unity). For all other energies the decay with the length scale of the transmission becomes either exponential or even stronger, i.e.  $T$  behaves as  $\exp(-L^b)$ ,  $b$  being greater than unity and  $L$  is the size of the system in units of localization length (we did not show these results here). The energy taken by Cota et al. [12] is  $E = 10$  instead of  $E = 5$  (probably due to a missprint in their paper). As found by Cota et al. [12] the mixed case shows a power law decay above a critical nonlinearity strength (see Fig.5a). We find that

this power law behavior is observed for smaller strengths of the nonlinearity in case of barrier potentials (Fig.5b). This means that the carrier transport is easier in disordered barrier potentials than for mixed potentials.

As shown in Figs.5 the exponent of the power law decay  $\gamma$  seems to be dependent on the nonlinearity strength for the mixed case while it is almost constant for disordered barrier potentials. This behavior is confirmed in Figure 6 which is in qualitative agreement with the results of Cota et al. [12] for a mixed disorder while for potential barriers disorder the exponent is much smaller and seems to become independent of the nonlinearity strength. This last result has been also found by Molina et al. [10] for binary alloys who included the disorder in the nonlinear coefficient. Therefore, the behavior observed by Cota et al. is not universal and depends on the kind of disorder. Indeed, for disordered potential barriers the negative nonlinearity strength tends to delocalize the eigenstates as shown for the double barriers (Fig.1a) and for the periodic systems (Figs.4) while in the mixed case, there is always a competition between the delocalization in potential barriers and the strong localization in the remaining potential wells. It is then obvious that if the delocalization is dominant in the mixed disorder and the power law decay exponent is larger than in the potential barriers.

## 4 Conclusion

We studied in this paper the effect of nonlinearity both on double barriers, periodic and disordered systems using a simple Kronig Penney Hamiltonian. We found a range of nonlinearity strengths for which the delocalization takes place and a critical nonlinearity strength above which the behavior is reversed. At this critical value the transparency becomes unity. It seems also that the nonlinearity suppresses the gap in periodic systems. Indeed, for finite size systems, the transmission for energies corresponding to the gap in infinite systems is exponentially decaying while, with a small amount of nonlinearity they



become Bloch like. Finally in the presence of disorder and for the range of nonlinearity strengths delocalizing the periodic system, we found that the transmission becomes power law decaying with exponents depending on the nonlinearity strength for mixed systems while it seems to be constant for potential barriers. The behavior for the first systems is in a good agreement with the results of Cota et al. [12] while for the second systems they are in agreement with the results of Molina et al. [10] even though the system used by these last authors is different from ours (they used a tight binding model with a disorder in the nonlinearity strength). Therefore, the variation of this exponent with nonlinearity depends strongly on the type of disorder used and is not universal as claimed recently [10, 12]. On the other hand, this exponent is much larger in mixed systems than in disordered potential barriers. It is then interesting to examine within this model the effect of disordered nonlinearity on the transport properties in order to compare them with the results of Molina et al. [10]. Furthermore, since metallic and insulating behaviors are well characterized by the statistical properties of their transport coefficients [14], it seems to be adequate to examine the transition from exponentially localized states in linear disordered systems to power law decaying states in nonlinear ones using the above technique.

## ACKNOWLEDGEMENTS

We would like to acknowledge the support of ICTP during our stay at Trieste. H. B. also would like to acknowledge the support of the physics department at King Fahd University of Petroleum and Minerals ( KFUPM ) during the progress of this work.

## References

- [1] Conference proceedings on '*Fluctuations, nonlinearity and disorder in condensed matter and biological systems* ', Heraklion, Crete (1996). Physica D 113, 115-412 (1998), eds. G. P. Tsironis and E. N. Economou; '*Disorder with Nonlinearity*', eds. F. Abdullaev, A.R. Bishop and S. Pnevmatikov, Springer-Verlag, Berlin, (1992).
- [2] Y. Zhang, J. Kastrup, R. Klann, K. H. Ploog and H. T. Grahn, Phys. Rev. Lett. 77, 3001 (1996).
- [3] '*Bose-Einstein Condensation* ', eds. A. Griffin, D. W. Snoke and S. Stringari, Cambridge, University press (1995)
- [4] P. Devillard and B. Souillard, J. Stat. Phys. 43, 423 (1986).
- [5] Y. Wan and C. M. Soukoulis, Phys. Rev. A 41, 800 (1990); see also '*Disorder and Nonlinearity* ', ed. A.R. Bishop, Springer-Verlag, Berlin, Vol. 39, p.27 (1989).
- [6] Y. Wan and C.M. Soukoulis, Phys. Rev. B 40, 12264 (1989).
- [7] P.W. Anderson, Phys.Rev. 109, 1492 (1958).
- [8] F. Abdullaev, A.R. Bishop and S. Pnevmatikov Eds. '*Disorder with Nonlinearity*, Springer-Verlag, Berlin (1992).
- [9] Y.S. Kivshar, Phys. Letters 173, 172 (1993).
- [10] M.I. Molina and G.P. Tsironis, Phys. Rev. Lett. 73, 464 ( 1994).
- [11] N. Zekri and H. Bahlouli, Phys. Stat. Sol. b 205, 511 (1998).
- [12] E.Cota, J.V.Jose, J. Maytorena and G. Monsivais, Phys. Rev. Lett. 74, 3302 ( 1995).
- [13] A. Sanchez, E. Macia and F. Dominguez-Adame, Phys. Rev. B 49, 147 (1994).

- [14] G.Casati and H.A. Cerdeira Eds. '*Chaos in Mesoscopic Systems*', World Scientific, Singapore (1993); C.W.J. Beenakker, Rev.Mod.Phys. 69, 731 (1997); T.Guhr, A.Mueller-Groeling and H.A.Weidenmueller, Phys.Rep. 299 189 (1998).

## Figure Captions

**Fig.1** Transmission coefficient versus energy for a double barrier with  $\beta = 1$  ,  $|\alpha| = 0$ . (solid curve), 0.1 (dashed curve), 0.5 (dotted curve), 2 (dash-dotted curve) and 3 (short dashed curve). a)  $\alpha > 0$ , b)  $\alpha < 0$ .

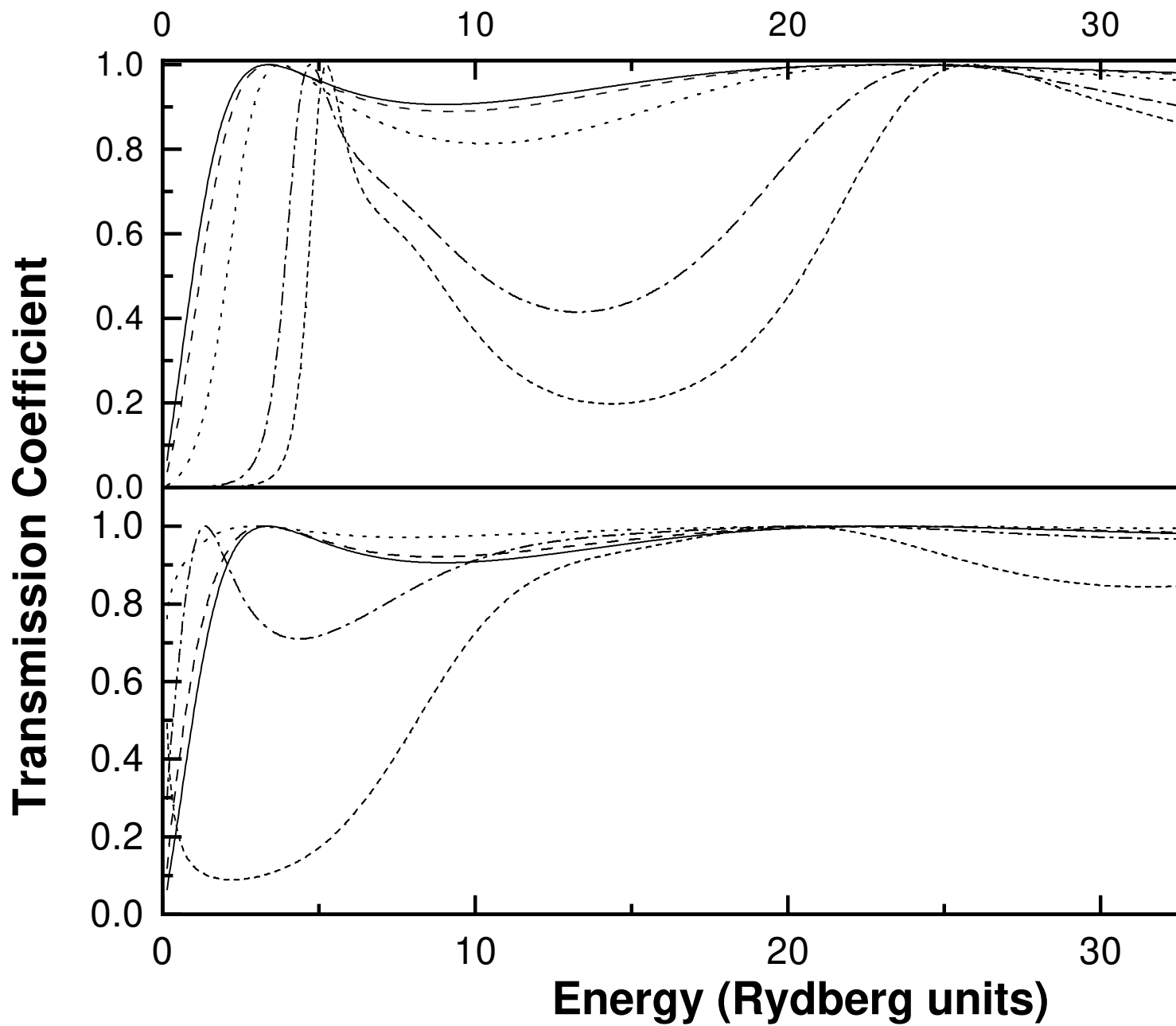
**Fig.2** Same as Fig.1 for double well ( $\beta = -1$ ).

**Fig.3**  $-LogT$  versus  $L$  for linear periodic system ( $\alpha = 0$ .) for both potential barriers  $\beta = 1, E = 11$  (open squares) and potential wells  $\beta = -1, E = 9$  (cross symbols +).

**Fig.4**  $-LogT$  versus  $L$  for  $|\alpha| = 0.1$  (solid curve) , 0.5 (dashed curve), 2. (thick dotted curve) and 3. (dash-dotted curve) for a) potential barriers ( $\beta = 1, E = 11$  and  $\alpha < 0$ ) and b) potential wells ( $\beta = -1, E = 9$  and  $\alpha < 0$ ).

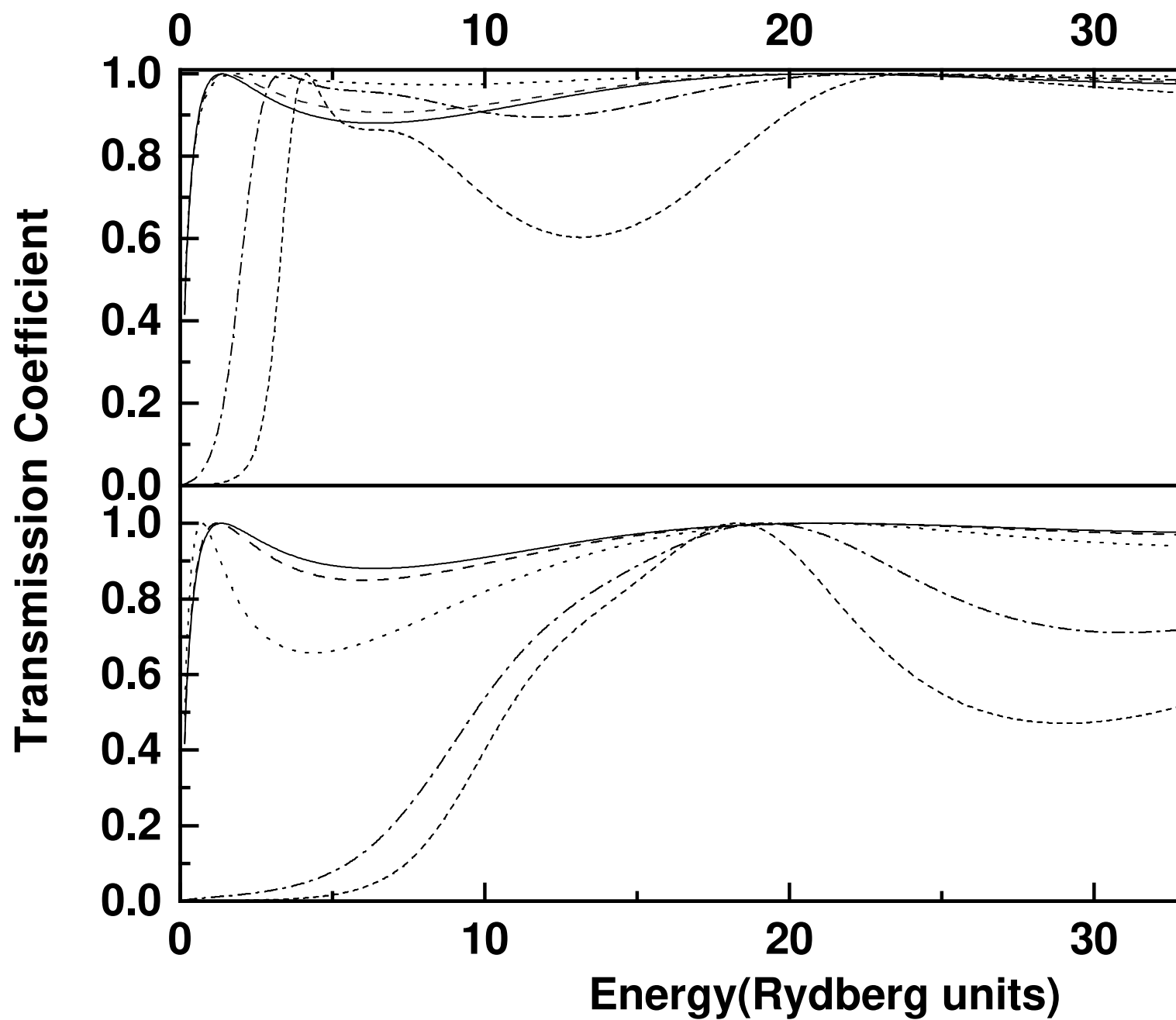
**Fig.5**  $< -LogT >$  versus  $LogL$  for  $|\alpha| = 10^{-15}$  (open diamond),  $10^{-10}$  (cross symbol +),  $10^{-5}$  (open triangle up),  $10^{-4}$  (open square),  $10^{-3}$  (star symbol),  $10^{-2}$  (open triangle down),  $10^{-1}$  (open circle) and 1. (cross symbol x) for  $\alpha < 0$  . ,  $W = 4$ .,  $E = 10$  and for 100 disorder realizations a) Mixed case b) Potential barriers.

**Fig.6** The exponent  $\gamma$  versus nonlinearity strength  $Log(|\alpha|)$  for both mixed case (cross symbol +) and potential barriers (open square).



**FIGURE 1**

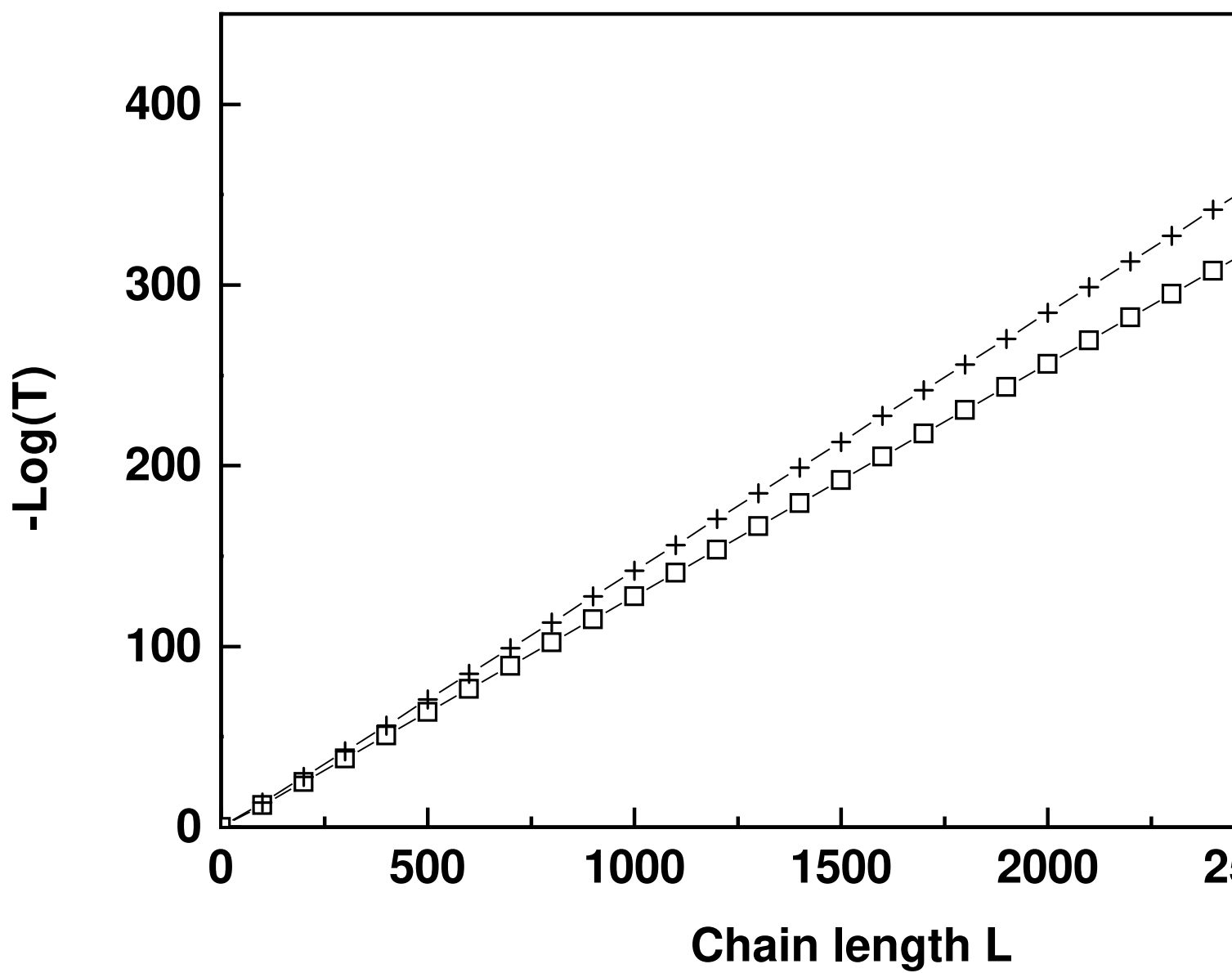




**FIGURE 2**

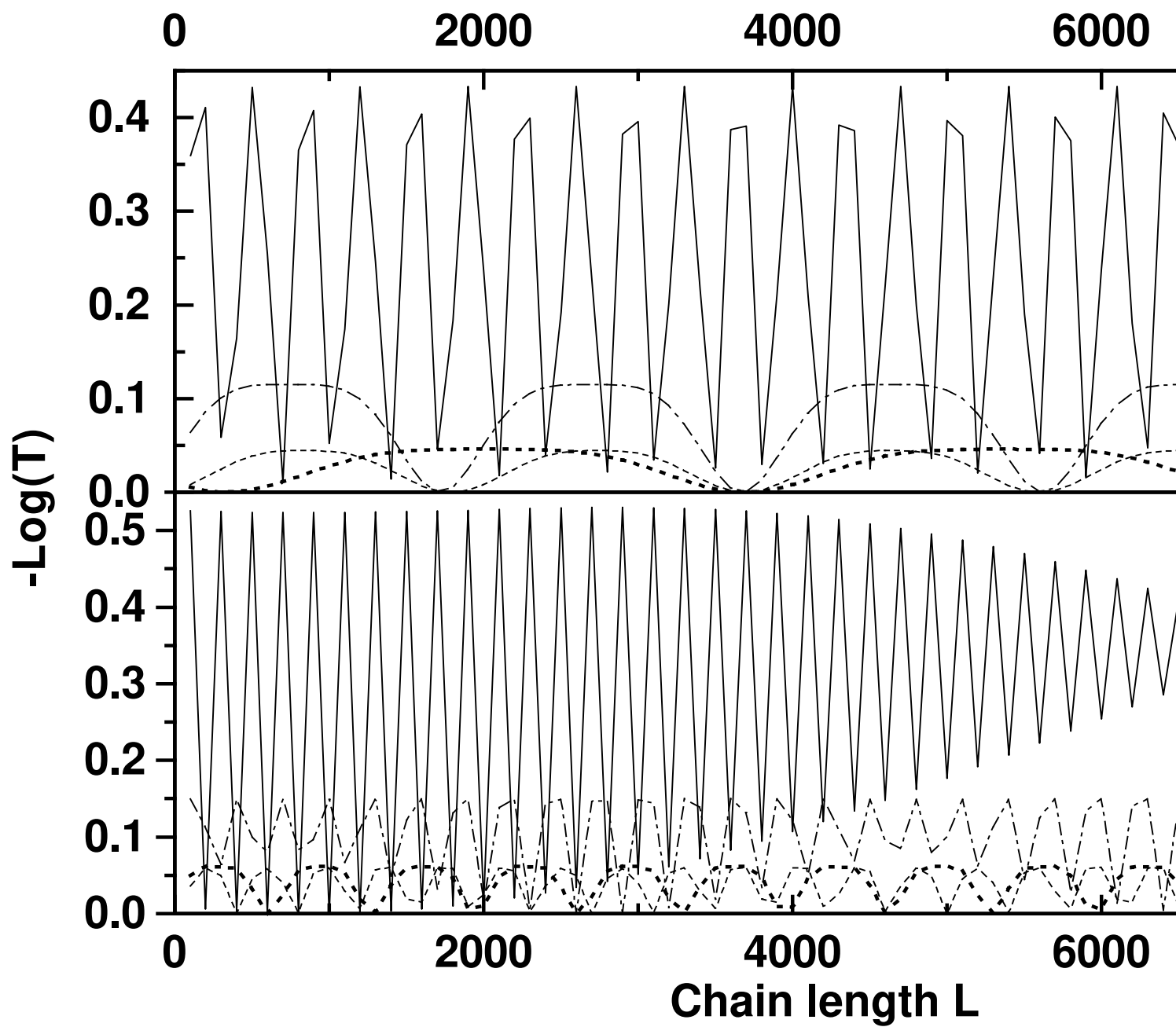






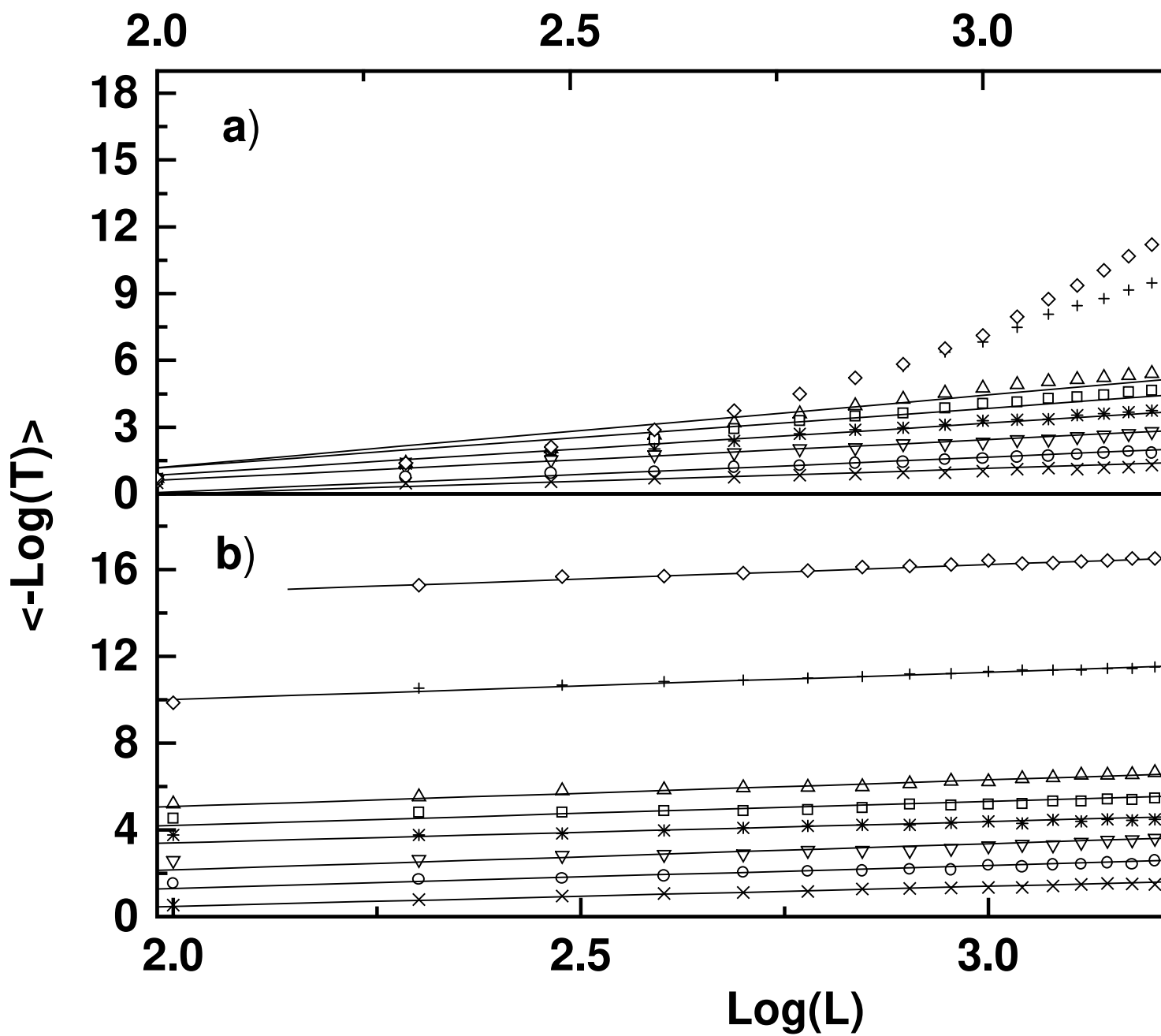
**FIGURE 3**





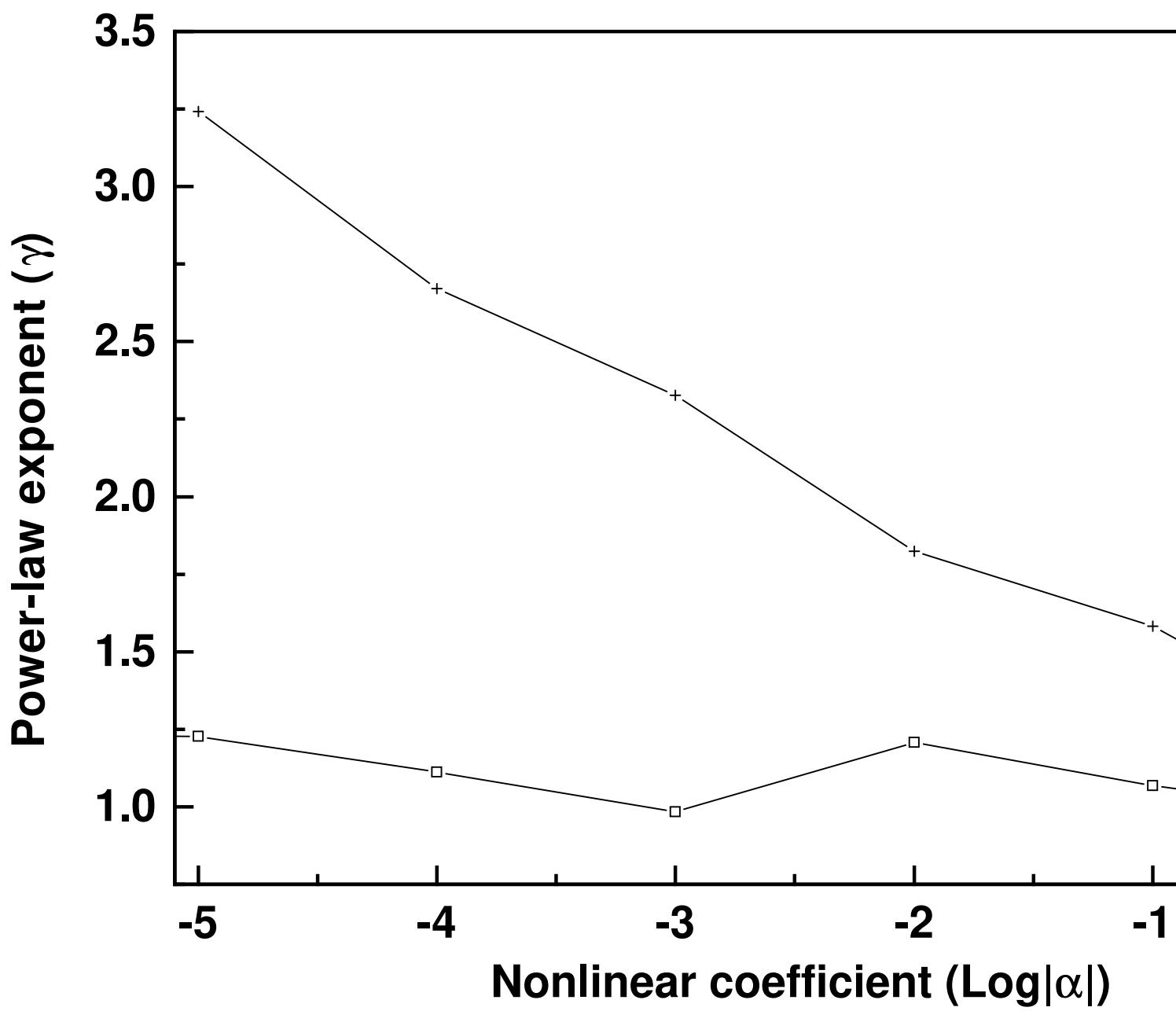
**FIGURE 4**





**FIGURE 5**





**FIGURE 6**

