

How to Implement A Priori Information: A Statistical Mechanics Approach *

Jörg C. Lemm ^a

^a *Institute for Theoretical Physics I*
Münster University
Wilhelm-Klemm-Str. 9
D-48149 Münster, Germany
<http://pauli.uni-muenster.de/~lemm>
 E-mail: lemm@uni-muenster.de

Generalization abilities of empirical learning systems are essentially based on a priori information. The paper emphasizes the need of empirical measurement of a priori information by a posteriori control. A priori information is treated analogously to an infinite number of training data and expressed explicitly in terms of the function values of interest. This contrasts an implicit implementation of a priori information, e.g., by choosing a restrictive function parameterization. Different possibilities to implement a priori information are presented. Technically, the proposed methods are non-convex (non-Gaussian) extensions of classical quadratic and thus convex regularization approaches (or Gaussian processes, respectively). Specific topics discussed include approximate symmetries, approximate structural assumptions, transfer of knowledge and combination of learning systems. Appendix A compares concepts of statistics and statistical mechanics. Appendix B relates the paper to the framework of Bayesian decision theory.

Keywords: A priori information, statistical mechanics, regularization theory, saddle point approximation, mixture models, Landau–Ginzburg model.

Contents

1	A priori information and a posteriori control	2
2	Quadratic concepts	5
2.1	Definitions	5
2.2	Templates	10
2.3	Covariances and symmetries	10
2.4	From posterior probability to likelihood energy	12
3	Combinations of quadratic concepts	15

* Report-no: MS-TP1-98-12

3.1	AND: Classical regularization and Gaussian processes	15
3.2	OR: Mixture models, finite temperature and disordered systems . .	20
3.3	OR: Landau–Ginzburg regularization and interacting systems . . .	28
3.4	OR: Combination of methods and continuous transformations . . .	31
4	Learning	35
5	Conclusion	37
A	Statistics and Statistical Mechanics	38
A.1	Probability	39
A.1.1	Normalization factors or partition sums	39
A.1.2	Log–probabilities, bit numbers, and free energies	40
A.2	Random variables	41
A.2.1	Averages	41
A.2.2	Information	42
A.2.3	Energy	43
A.3	Temperature and external fields	45
A.3.1	Maximum entropy and Boltzmann–Gibbs distributions . . .	45
A.3.2	Annealing methods	46
A.3.3	Generating functions	46
A.4	Conditional probabilities and disordered systems	55
B	Bayesian decision theory	57
B.1	Basic definitions	57
B.1.1	The model	57
B.1.2	Applications in Quantum Mechanics	58
B.1.3	The risk functional	59
B.2	Bayes’ rule for complete data	59
B.2.1	Posterior probabilities and likelihoods	59
B.2.2	Posterior and likelihood energies	60
B.3	Saddle point approximation	61
B.3.1	Maximum a posteriori approximation	61
B.3.2	Complete maximum likelihood approximation	64
B.3.3	Loop expansion	65
B.3.4	Stationarity equations	67
B.4	Approximation problems	69

1. A priori information and a posteriori control

Consider an approximation problem in the setting of empirical learning: Given is a set of training data $D_T = \{(x_i, y_i) | i = 1 \leq n\} = (x_T, y_T)$ consisting of n pairs of independent variables x (situations) and dependent variables y (re-

sponses). The aim is to find an approximation $h(x)$ so that a previously defined error measure becomes minimal on a set of test situations, for which the output y is unknown at the time of learning. It is therefore clear, that empirical learning relies on the existence of known dependencies between training and test data. Without such knowledge no generalization would be possible. It is knowledge about test data especially about dependencies between test and training data what we will call *a priori (or prior) information*. We denote prior information by D_P so $D = D_T \cup D_P$ represents all available data we have.

Despite the fact that all learning algorithms do rely on prior knowledge, the dependencies between training and test data are implemented often quite implicitly. They are for example hidden in a chosen function parameterization or in the realization of a specific algorithm. Hence, it is difficult to get an intuitive understanding for such implicitly imposed restrictions. In many cases it seems preferable to be able to formulate dependencies directly in terms of the function values $h(x)$ itself [64]. We will call such methods an explicit implementation of prior information. They are the topic of this paper.

The crucial role of dependencies between known training data and future application or test situations makes an empirical measurement or control of prior information necessary. The lack of strict empirical measurement and explicit implementation of prior information in practice may have its origin in the following difficulties:

1. (Measurement of a priori information) For infinite number of potential test situations $x \in \mathcal{X}$, the measurement of dependencies corresponds to an *infinite number of data*. Examples are bounds like $h(x) < c$, valid for an infinite number of $x \in \mathcal{X}$. Similarly, typical smoothness terms in regularization functionals, like for example $\int dx (dh(x)/dx)^2$, depend also on all x . Both cases represent formally an infinite number of data. Hence, for infinite \mathcal{X} all empirical learning systems use — implicitly or explicitly— an infinite number of data for generalization. But how can an infinite number of data be measured empirically?
2. (Quantification of information) The dependencies are often very complex. Take as an example an object recognition task where a learning algorithm has to be trained to recognize some daily life objects like cars, chairs, pedestrians, or faces. Such classes represent a very high dimensional subspace in the space of images which is never well defined by any practically available number of training examples alone. The object classes are implicitly defined by the ‘teacher’ process which classifies images into the object classes and selects the training and test examples. When this, as usually, is done by human experts the complexity of the data generating process is obvious. A chair, for example, may at first glance be seen as a relatively simple object. The definition of a chair, however, includes statements like “a chair is something to sit on”, which are difficult to quantify and hard to learn.

3. (Numerical complexity) Explicit implementation of prior information means to treat the single function values $h(x)$ as primary degrees of freedom. Related to field theories in physics such methods are usually computationally very expensive compared to working in smaller parameterized function spaces. (Parameterized function spaces include also non-parametric methods, for example neural networks.)

It is possible to deal with these problems at least partly:

1. *Empirical measurement of an infinite number of data can be interpreted as a-posteriori control* [38]. The key point is that, while the number of potential test situations x can be infinite, the number of actually appearing test situations is always finite, due to the same practical reasons the number of actual training data has to be finite. Thus, a formally infinite number of prior data has to be controlled only at the always finite number of measurements in actually appearing test situations. Controlling dependencies at the times of future measurements will here be called *a posteriori control*.¹ Bounds $h(x) < c$, for example, can be simply implemented by using a measurement device with cut-off at c . (The term “measuring device” is meant to include all conditions and preparations leading to a measurement and is here not restricted to a physical apparatus.) Further, a bound combined with input noise or input averaging results in smooth effective regression functions [10,36,38]. Input noise means the x value of a data pair (x, y) is noisy, in contrast to output noise where the y value is noisy. Similarly, input averaging means that $y(x)$ values for different x are averaged. Input noise or averaging always appear when continuous x values cannot be measured with infinite precision. In particular, a measurement device may not be able to measure exactly at x but will according to input noise sometimes measure instead at $x' = \sigma(x)$. Then the effective function measured by this device will be smooth with respect to the transformation σ , provided the underlying true function is bounded. The common case of translational smoothness corresponds to input noise or an input average generated by infinitesimal translations $\sigma(x) = x + \epsilon$. *Summarizing, bounds together with input noise or input averaging are a form of a posterior control to guarantee smoothness.*

¹ A posteriori control may be attributed more to deliberate human activity or more to “Nature”. In particular, a posteriori control includes keeping conditions constant which are necessary to find a certain generalization behaviour (“ceteris paribus laws”). The possibility of active a posteriori control can be very useful to obtain quantitative results for “soft” sciences. In economics, for example, the “no-arbitrage” condition needed to obtain the celebrated Black-Scholes formula for option pricing is based on active trading [27]. The concept of a posteriori control is related to the viewpoint of constructivism. See for example the contributions in [62] about constructivism mainly in biology, psychology and social sciences and the classical introduction [12] to constructive mathematics. A related discussion in the empirical learning community has recently been about “no free lunch theorems”, see e.g., [65].

2. Even if it is not possible to understand a complex data generating process completely, the aim is to gather as much information as possible to reduce the noise. Experts, for example, may be able to explain the concept of a specific object verbally in great detail. The remaining problem is the quantification of such available, but unsharp and unprecise information. For example, fuzzy techniques and related methods have been used to quantify verbal statements [32,33].
3. Due to increasing computational resources numerical methods of field theory, e.g., Monte Carlo calculations [7,8,21,43], become more and more applicable to learning problems. Up to now this is mainly the case for one or two dimensional problems, like for example in Bayesian image reconstruction [48,22,63,67].

In the following we present methods for implementing prior information explicitly, i.e., in terms of the function values $h(x)$ itself. Prior information includes hereby, for example, knowledge about approximate symmetries, about an approximate structure of the data generating process, or learning results for similar or related (sub)tasks. The techniques can also be used to combine the results of arbitrary other learning algorithms.

The paper refers to concepts and methods of statistical mechanics and a Bayesian interpretation of regularization theory. Therefore a comparison between the language and concepts of statistics and statistical mechanics is given in Appendix A and a short introduction to Bayesian decision theory, adapted for our purposes, can be found in Appendix B.

2. Quadratic concepts

2.1. Definitions

In this section quadratic concepts are defined as fundamental building blocks to construct regularization functionals. We concentrate on function approximation or regression problems. Hereby an unknown function or state of nature f^0 is approximated by a function h chosen from a set \mathcal{H} of hypotheses using training data D_T . In classical regularization theory [58,61] the error to be minimized is given by a regularization functional $E(h)$ (see Appendix B for a Bayesian interpretation) which contains the mean-square error terms for training data and an additional prior term, most times related to smoothness. Application to density estimation problems (having an additional normalization constraint and logarithmic terms replacing the mean-square data terms) or classification problems (being a special case of function approximation with integer y) poses no principal problems and will be reported elsewhere.

Example 1. (Image reconstruction) Consider an image reconstruction task [48, 22,63,67]. Hereby an image f^0 is drawn from a set of images \mathcal{F}^0 . Then, given

noisy observations $y_i(x_i)$ for some pixels x_i of f^0 a reconstructed and completed image $y = h(x) \in \mathcal{H}$ should be returned by the learning system. For grey level images f^0 is a vector of real numbers containing a two dimensional $n_1 \times n_2$ array of grey level values $g(k, l)$, i.e., with j -components $f_j^0 = g(k, l)$ with $1 \leq k \leq n_1$, $1 \leq l \leq n_2$, $1 \leq j \leq n_1 n_2$ and, for example, $j = k + n_1(l - 1)$. We choose $\mathcal{H} = \mathcal{F}^0$ both given by the set of all possible grey level $n_1 \times n_2$ images. Assume, one knows that the image contains a face. For the class of faces experts can contribute information by verbally describing prototypical forms of constituents (e.g. eyes, nose, mouth), their variants (e.g. open vs. closed mouth, translated, scaled, or deformed eyes) and relations (e.g. typical spatial distances). The related concepts like ‘eye’ or ‘typical distance between eyes’, are here linguistic or ‘fuzzy’ variables [33] which must be quantified to enter a regularization functional. As prototype or template t of an ‘eye’ an image or drawing of an eye can be chosen. A distance $d(t, h)$ between a reconstructed image h and an ‘eye’ template t can be defined pixel-wise, e.g. by

$$d^2(t, h) = \sum_x (h(x) - t(x))^2, \quad (1)$$

or, more generally, by a real symmetric, positive definite kernel

$$d_K^2(t, h) = \sum_{x, x'} (h(x) - t(x))K(x, x')(h(x') - t(x')). \quad (2)$$

The sum over pixels x may be restricted to regions where eyes are expected. Furthermore, eyes may be open OR closed, appear in different sizes and at varying locations. Hence an eye is represented not by a single template but by a set of templates describing the variants in which an eye can appear. For continuous variations we will call such a set a deformable or adaptive template. It is described, for example, by scaling, translation, or deformation parameters. Then the image of a face, incomplete and disturbed by noise, should be reconstructed by approximating the given noisy data points of the incomplete image AND typical constituents of a face and their spatial relations in either one of their variants. Thus, a missing eye should be reconstructed at a typically expected position depending, for example, on the approximated position of mouth and nose, and in a form depending on the form of another, possibly visible eye.

Example 2. (Face detection) Consider a face detection task. Hereby the independent variable x is drawn from a set of images \mathcal{X} by an unknown mechanism which should be approximated by a function $h(x)$. Then, given an image $x \in \mathcal{X}$ the output $y \in \{0, 1\}$ of the learning system should indicate whether it is the image of a face, e.g. by $y = h(x) = 1$, or not, e.g. by $y = h(x) = 0$. In contrast to the previous example now x is a vector of real numbers containing a two dimensional array of grey level values. A function template t for h can now be

constructed by reference to image templates t^x . In a first step, face templates t^x for images x are constructed as described in the previous example. In a second step statements like: ‘A face has eyes, nose and mouth in either one of several variations’ are translated into function templates t depending on image templates t^x

$$t(\{d_i^x(t_i^x, x) | i \in \mathcal{I}\}) \quad (3)$$

depending on distances d_i^x in the space of images x to a set of x -templates t_i^x with i in an index set \mathcal{I} . Then distances $d(h, t)$ for functions $h \in \mathcal{H}$ are chosen to build an error functional $E(h)$ to be minimized. We refer to Appendix B.4 for the distinction between specifying a reconstruction model, i.e., the probability of face vs. non-face given an image, and specifying a generative model, i.e., the probability of an image provided it represents a face or non-face.

In general, a *concept* is based upon

1. a *template* $t(x)$ representing a prototype for function h and
2. a *distance* $d(h, t)$ measuring the similarity of a function h to the template t .
For practical reasons, a quadratic distance is especially convenient. Concepts with quadratic distances will be called *quadratic concepts*.
3. A template t can be restricted to a subset of \mathcal{X} with the help of a *projection operator*.
4. Complex concepts are constructed as *combination of quadratic concepts*. In this paper variants of AND and OR-like combinations are used.

Now we come to the formal definition of a quadratic concept. Let \mathcal{H} be a Hilbert space of possible hypothesis functions h , and let angular brackets denote scalar products and matrix elements of symmetric operators, e.g. $\langle t|h \rangle = \int d^d x t(x)h(x)$ and $\langle t|K|h \rangle = \int d^d x d^d x' t(x)K(x, x')h(x')$ for d -dimensional x . (We will often write in the following simply $\int dx$ also for d -dimensional integrals.) Recall also that a real operator K is positive definite (semi positive definite) if it can be diagonalized, i.e., in terms of eigenfunctions Φ_k of K (with transpose Φ_k^T)

$$K = \sum_k \lambda_k \Phi_k \Phi_k^T, \quad (4)$$

and all eigenvalues $\lambda_k > 0$ ($\lambda_k \geq 0$) are positive (non-negative). Thus, $K = O^T D_K O$ with O orthogonal (i.e., $O^T O = I$ with identity I and transpose O^T) and diagonal operator $D_K > 0$ ($D_K \geq 0$). Positive definite operators define a scalar product by $\langle t|h \rangle_K = \langle t|K|h \rangle$. Positive (semi) definite operators K can be decomposed $K = W^T W = (OW)^T(OW)$, with real W , invertible if K positive definite, and arbitrary orthogonal O . A quadratic concept is defined as follows:

Definition 3. (Quadratic concept) A quadratic *concept* is a pair (t, K) consisting of a *template function* $t(x) \in \mathcal{H}$ and a real symmetric, positive semi-definite operator, the *concept operator* K with eigenfunctions (*features*) Φ_k and eigenvalues (feature weights) λ_k . We call W a *concept filter* if $K = W^T W$. The operator K defines a *concept distance*:

$$d^2(h) = d_K^2(t, h) = \langle h - t | K | h - t \rangle = \|h - t\|_K^2 \quad (5)$$

$$= \langle W(h - t) | W(h - t) \rangle = \|W(h - t)\|^2 \quad (6)$$

$$= \sum_k \lambda_k \langle h - t | \Phi_k \rangle \langle \Phi_k | h - t \rangle = \sum_k \lambda_k \| \langle h | \Phi_k \rangle - \langle t | \Phi_k \rangle \|^2, \quad (7)$$

on subspaces where it is positive definite. The maximal subspace in which the positive semi-definite K is positive definite is the *concept space* H_K of K . The corresponding hermitian projector P_K in this subspace H_K is the *concept projector*.

There exists a correspondence between quadratic forms and Gaussian processes [61,39,43]. Let x be elements of (the dual of) \mathcal{H} , i.e., $h(x) - t(x) = \langle x | h - t \rangle = \langle K^{-1}x | K | h - t \rangle = \langle K^{-1}x | h - t \rangle_K$, is a bounded functional according to the Riesz representation theorem. In the context of stochastic processes \mathcal{H} is known as reproducing kernel Hilbert space for x with reproducing kernel K^{-1} [61]. (The term reproducing kernel Hilbert space does not name a certain subclass of Hilbert spaces. Indeed, all separable Hilbert spaces are isomorphic for equal dimension. It characterizes the representation by the coordinates x . For example, the space \mathcal{L}_2 of square integrable functions $h(x)$ is not a reproducing kernel Hilbert space with respect to the coordinates x . This is reflected by the fact that functions $h(x) \in \mathcal{L}_2$ are not even defined pointwise.) For reproducing Hilbert spaces the scalar product with kernel K can be related to a covariance of zero mean Gaussian variables. Interpreting t as data y_D obtained in situation $x_D = K$ (i.e., measuring features Φ_k weighted by λ_k) we write

$$p(y_D | x_D, h) = p(t | K, h) \propto e^{-d_K^2(t, h)/2} \quad (8)$$

for a distribution of t with mean h and covariance operator K^{-1} . (For an interpretation as posterior $p(h | D)$ see Section 2.4.) The kernel function $K^{-1}(x, x')$ of the covariance operator is also known as Green's function of K , propagator, or two-point correlation function. Hence, an error or energy functional

$$E(h) = \frac{d^2(h)}{2} \quad (9)$$

corresponds up to a constant to a negative log-probability. For approximation problems minimizing an error functional $E(h)$ can, from a Bayesian point of view, be interpreted as a maximum-a-posteriori approximation (see Appendix B.4).

We remark that we will not discuss in the following problems of infinite spaces. This holds especially for the nonlinear models in the next sections for which the question of a continuum limit is highly non-trivial [29,68]. Hence, if necessary, integrals can in the following be considered as convenient notation for sums. Analogously, derivative operators can be replaced by their discretized lattice versions. This reflects also the fact that finally numerical calculations have to be done in a finite dimensional space.

The next two examples show that the definition of a quadratic concept includes the standard regularization functionals. The first example is a discrete concept with ‘trivial’ concept distance, the second a continuous concept with ‘trivial’ template function.

Example 4. (Data template) A standard mean-square error term used for regression is

$$(y_j - h(x_j))^2 = \int_{-\infty}^{\infty} d^d x \delta(x - x_j) (h(x) - t_j(x))^2 = \langle h - t_j | P_j | h - t_j \rangle. \quad (10)$$

Thus, such a mean-square error term corresponds to a quadratic concept with concept projector and concept operator with kernel $P_j(x, x') = \delta(x - x_j)\delta(x - x')$ and (data) template t_j is the constant function $t_j(x) \equiv y_j$. The measured features are $h(x) = \langle h | x \rangle$.

Example 5. (Prior template) A typical smoothness functional in regularization theory, corresponding to the Wiener measure for stochastic processes [17] and to the kinetic energy or a free massless scalar Euclidean field in physics [29], is

$$\int_{-\infty}^{\infty} d^d x \sum_{l=1}^d \left(\frac{\partial h(x)}{\partial x_l} \right)^2 = - \langle h - t_0 | \Delta | h - t_0 \rangle. \quad (11)$$

Here partial integration has been used under the assumption of vanishing boundary terms. This quadratic concept has the zero function $t_0(x) \equiv 0$ as template. It is a sum of terms with concept filters $\partial/\partial x_l$ which are the generators of infinitesimal translations in d dimensions. Hence, the functional represents a measure of approximate infinitesimal translational symmetry. The concept operator is the negative (semi) definite d -dimensional Laplacian with kernel

$$\Delta(x, x') = \delta(x - x') \sum_{l=1}^d \frac{\partial^2}{\partial x_l^2}. \quad (12)$$

In the following we will mainly be interested in the non-standard case of a combination of discrete training data with several prior concepts with non-zero template functions. Firstly, we discuss in more detail the two main ingredients of a concept: templates and distances.

2.2. Templates

There are several possibilities to construct and use templates.

1. (Direct construction by experts) A template can be directly constructed by experts, for example, using fuzzy techniques.
2. (Combination and extension of arbitrary learning methods) More generally, a template $t(x)$ can be the output of an arbitrary, parametric or non-parametric learning method trained for the same problem. For example, the prototype $t(x)$ can be a rule-based expert system, a regression tree, a neural network or a simple linear regression (for a collection and comparison of methods see for example [45]). Because a prior concept can depend on training data D_T (see Appendix B.2.1) such a $t(x)$ can be obtained by training with the same data D_T which are also used to determine the optimal approximation h^* . If one wants $t(x)$ to be independent of the training data D_T it can alternatively be obtained by training with an independent set of training data.
3. (Transfer) The template $t(x)$ can also be the result of a learning algorithm for a similar problem and therefore be used to transfer knowledge between tasks. Such a transfer template can be adapted and restricted to certain subspaces by using concept projectors. The new solution h adapts the transfer template t to the new situation according to the new training data and other, additional prior templates.
4. (Learning history) In all cases a template $t(x)$ can be seen to contain in a compressed form the *learning history* prior to the new training data. This allows for example to construct on-line learning procedures. Hereby an intermediate solution h is obtained by using only a part $D_1 \subset D_T$ of the available training data D_T . Then the intermediate solution h is chosen as additional template t and learning is continued with a new data set $D_2 \subset D_T$.
5. (Sampling) A template corresponds to the mean of a Gaussian process. For a finite number of x it can therefore be approximated by a sample mean, if samples for $h(x)$ are available. This can be, for example, a set of complete images (or images of constituents) for usage in image reconstruction. Thus, let t_α denote a sample for (a part of) $h(x)$. Then, if $p(h)$ can be approximated by a Gaussian, the empirical mean $t = \sum_\alpha t_\alpha$ is a natural candidate for template. Similarly, multimodal distributions $p(h)$ can be approximated by a mixture of Gaussians. In that case not only one but a set of centers, i.e., templates t_i has to be chosen (see Section 3). The centers t_i can be obtained by clustering methods.

2.3. Covariances and symmetries

The concept kernel, respectively its inverse the covariance operator, are often related to approximate symmetries of the problem. Sometimes, also a finite rank

approximation can be obtained by sampling.

Frequently prior information has the form of symmetries which $h(x)$ has to fulfill, exactly or approximately. We already have seen in Example 5 that approximate symmetry under infinitesimal translations is related to smoothness. The implementation of approximate symmetries requires the definition of a distance to exact symmetry.

We can write for a positive (semi)definite concept operator $K = W^T W = (I - (W - I))^T (I - (W - I))$ with identity I , and concept filter W . Now consider operators S which just change the argument x of $h(x)$ into $\sigma(x)$, i.e.,

$$Sh(x) = h(\sigma(x)). \quad (13)$$

If the transformation $\sigma(x)$ is one-to-one then S permutes the function values and S is a symmetry transformation. Hence, for $K = (I - S)^T (I - S)$, i.e., $S = W - I$ and a zero template $t \equiv 0$ the corresponding squared K -norm

$$\|h\|_K^2 = \langle h | K | h \rangle = \langle h - Sh | h - Sh \rangle = \|h - Sh\|_I^2 = d_S^2(h) \quad (14)$$

compares h with Sh and measures therefore a degree of symmetry.

A bit more generally, we call a concept operator $K = (I - S)^\dagger K_S (I - S)$ a symmetry concept operator, if S is a symmetry operator. Here K_S can be some positive (semi-)definite operator usually taken equal to the identity I , and the hermitian conjugate S^\dagger is equal to the transpose S^T for real matrices. With zero template we have

$$d_S^2 = \langle h - Sh | K_S | h - Sh \rangle = \langle h | (I - S)^\dagger K_S (I - S) | h \rangle. \quad (15)$$

Continuous symmetries are represented by Lie groups which locally can be written as exponential of m generators $s = (s_1, \dots, s_m)$ parameterized by a vector θ

$$S(\theta) = e^{\langle \theta | s \rangle} = \sum_{k=0}^{\infty} \frac{1}{k!} \langle \theta | s \rangle^k. \quad (16)$$

using the scalar product notation $\langle \theta | s \rangle = \sum_j \theta_j s_j$ also for vectors of matrices or operators s . The infinitesimal generators s form the corresponding Lie algebra. In particular, the group of d -dimensional translations is generated by the gradient operator ∇ . This can be verified by recalling the multidimensional Taylor formula for expansion of h at x

$$S(\theta)h(x) = e^{\langle \theta | \nabla \rangle} h(x) = \sum_{k=0}^{\infty} \frac{\langle \theta | \nabla \rangle^k}{k!} h(x) = h(x + \theta). \quad (17)$$

Up to first order the expansion of the exponential function reads $S \approx 1 + \theta s$. Thus, we can define a distance to an infinitesimal symmetry by

$$d_s^2(h) = \left\langle \frac{h - (1 + \theta s)h}{\theta} \left| K_s \right| \frac{h - (1 + \theta s)h}{\theta} \right\rangle = \langle sh | K_s | sh \rangle, \quad (18)$$

with infinitesimal symmetry operator $K = s^\dagger K_s s$. For translations and K_s equal to the identity I this results exactly in (11).

In cases where samples t_α for h are available, like sometimes in image reconstruction or in times series prediction, a finite rank approximation \hat{K}^{-1} of

$$K^{-1}(x, x') = \int dh p(h) h(x) h(x') \quad (19)$$

can be obtained by the empirical estimator [50]

$$\hat{K}^{-1}(x, x') = \sum_{\alpha} t_{\alpha}(x) t_{\alpha}(x'). \quad (20)$$

An optimal h^* in the subspace where \hat{K}^{-1} is positive definite and therefore invertible can be found by singular value decomposition. Alternatively, more prior concepts with concepts operators K_i can be added so the sum $\sum_i K_i$ becomes strictly positive definite.

2.4. From posterior probability to likelihood energy

In this Section we discuss the interpretation of quadratic concepts and more general error functionals in terms of posterior probability and likelihoods (See Appendix B). Hypotheses h are usually defined by specifying probabilities $p(y_D|x_D, h)$ of finding data y_D in situations x_D under h . These data generating probabilities or likelihoods $p(y_D|x_D, h)$ are related to posterior probabilities $p(h|D)$ we are interested in according to Bayes' rule

$$p(h|D) = \frac{p(D|h)p(h)}{p(D)} = \frac{p(y_D|x_D, h)p(h)}{p(y_D|x_D)}, \quad (21)$$

with

$$p(y_D|x_D) = \int_{\mathcal{H}} dh p(y_D|x_D, h)p(h), \quad (22)$$

assuming $p(h|x_D) = p(h)$ and shorthand notation

$$\int_{\mathcal{H}} dh \dots = \int_{\mathcal{H}} \prod_x dh(x) \dots = \int_{\mathcal{H}_1} dh(x_1) \int_{\mathcal{H}_2} dh(x_2) \dots = \left(\prod_x \int_{\mathcal{H}_x} dh(x) \right) \dots \quad (23)$$

Assuming complete data which means uniform (possibly improper, i.e., non-normalizable) $p(h)$,² yields (see Appendices B.1.1-B.2.1 and identify f^0 with h for an approximation problem according to Appendix B.4)

$$p(h|D) = \frac{p(y_D|x_D, h)}{\int dh p(y_D|x_D, h)} \propto p(y_D|x_D, h). \quad (24)$$

Being interested in the dependency on h for given data D we can skip the h -independent factor $p(D)$ or $\int dh p(D|h)$ and calculate instead of $p(h|D)$ the inverse $p(D|h)$. For the special case (8) with one quadratic concept with template t we find for the denominator in (24) because of the translational invariance of the Gaussian measure

$$Z_D = \int dh p(t|K, h) = \frac{\int dh e^{-d^2/2}}{\int dt e^{-d^2/2}} = \frac{\int dh e^{-\frac{1}{2}\langle h-t|K|h-t \rangle}}{\int dt e^{-\frac{1}{2}\langle h-t|K|h-t \rangle}} = 1, \quad (25)$$

and thus $p(h|D) = p(y_D|x_D, h)$.

We will now discuss more general cases and write probabilities in terms of energies (see Appendix A.1.2). One obtains for the posterior probability $p(h|D)$ we want to maximize and for the data generating probabilities or (x_D -conditional) likelihoods $p(y_D|x_D, h)$,

$$\begin{aligned} p(h|D) &= \frac{e^{-\beta_P E(h|D)}}{Z(\mathcal{H}|D)} = e^{-\beta_P (E(h|D) - F(\mathcal{H}|D))} \\ &= \frac{p(y_D|x_D, h)p(h)}{p(y_D|x_D)} = \frac{p(y_D|x_D, h)}{Z_D(h, D)} \\ &= \frac{e^{-\beta_L E(y_D|x_D, h)}}{Z(\mathcal{Y}_D|x_D, h)Z_D(h, D)} = e^{-\beta_L (E(y_D|x_D, h) - F(\mathcal{Y}_D|x_D, h)) + c_D(h, D)}, \end{aligned} \quad (26)$$

with

$$Z_D(h, D) = \frac{p(y_D|x_D)}{p(h)}, \quad c_D(h, D) = \ln p(h) - \ln p(y_D|x_D), \quad (27)$$

and

$$p(y_D|x_D, h) = \frac{e^{-\beta_L E(y_D|x_D, h)}}{Z(\mathcal{Y}_D|x_D, h)} = e^{-\beta_L (E(y_D|x_D, h) - F(\mathcal{Y}_D|x_D, h))}. \quad (28)$$

² The probability $p(h)$ is known as prior probability of h . In this paper we treat prior information explicitly analogous to standard training data. That means we assume $p(h)$ to be h -independent and collect all prior information in D_P . They enter the formalism through $p(h|D_P)$ or $p(D_P|h)$, respectively.

The letter F denotes free energies (see Appendix A.1.2), in particular

$$F(\mathcal{H}|D) = -\frac{1}{\beta_P} \ln Z(\mathcal{H}|D), \quad (29)$$

$$F(\mathcal{Y}_D|x_D, h) = -\frac{1}{\beta_L} \ln Z(\mathcal{Y}_D|x_D, h), \quad (30)$$

with normalization factors or partition sums Z

$$Z(\mathcal{H}|D) = \int_{\mathcal{H}} dh e^{-\beta_P E(h|D)}, \quad (31)$$

$$Z(\mathcal{Y}_D|x_D, h) = \int_{\mathcal{Y}_D} dy_D e^{-\beta_L E(y_D|x_D, h)}. \quad (32)$$

For complete data or h -independent $p(h)$

$$Z_D(h, D) = Z_D(D) = \int dh p(y_D|x_D, h) = \int dh \frac{e^{-\beta_L E(y_D|x_D, h)}}{Z(\mathcal{Y}_D|x_D, h)}. \quad (33)$$

In that case maximizing the likelihood $p(y_D|x_D, h)$ with respect to h is equivalent to maximizing the posterior $p(h|D)$, but minimizing the posterior energy is not necessarily equivalent to minimizing the (conditional) likelihood energy. This is due to the possibility of a h -dependent normalization of the likelihood energy. If, however, in addition to complete data also the likelihood normalization $Z(\mathcal{Y}_D|x_D, h) = Z(\mathcal{Y}_D|x_D)$ is h -independent, then

$$Z_D = \frac{\int dh e^{-\beta_L E(y_D|x_D, h)}}{Z(\mathcal{Y}_D|x_D)} = \frac{Z(y_D|x_D, \mathcal{H})}{Z(\mathcal{Y}_D|x_D)} \quad (34)$$

and the posterior becomes according to Eq.(26)

$$p(h|D) = \frac{e^{-\beta_L E(y_D|x_D, h)}}{Z(y_D|x_D, \mathcal{H})} \propto e^{-\beta_L E(y_D|x_D, h)}, \quad (35)$$

where $Z(y_D|x_D, \mathcal{H}) = \int dh e^{-\beta_L E(y_D|x_D, h)}$ is an integral over a conditional variable. Thus, for complete data and h -independent likelihood normalization maximizing the posterior is equivalent to minimizing the (x_D -conditional) likelihood energy. In terms of posterior energy Eq.(35) reads $E(h|D)$

$$E(h|D) = F(\mathcal{H}|D) + \frac{\beta_L}{\beta_P} \left(E(y_D|x_D, h) - F(\mathcal{Y}_D|x_D, h) \right) + \frac{1}{\beta_P} c_D(h, D). \quad (36)$$

Thus, for uniform (possibly improper) $p(h)$, i.e., h -independent c_D , and h -independent $Z(\mathcal{Y}_D|x_D, h)$, and therefore h -independent $F(\mathcal{Y}_D|x_D, h)$, minimizing the likelihood energy $E(y_D|x_D, h)$ is equivalent to a minimization of the posterior energy $E(h|D)$ we are interested in.

3. Combinations of quadratic concepts

3.1. AND: Classical regularization and Gaussian processes

In the classical situation of regularization theory the aim is to approximate all available data, training data D_T as well as prior information D_P . In logical terms, the aim is to approximate D_P AND D_{T_1} AND D_{T_2} AND \dots AND D_{T_n} . A logical AND of events corresponds to a product for probabilities $p(A, B) = P(A)p(B|A)$ or $p(A, B) = P(A)p(B)$ for independent events. A product for probabilities corresponds to a sum for log-probabilities and also for concepts, if we interpret concepts as linear functions of log-probabilities, i.e., as energies (see Appendix A) or errors (see Appendix B.4). In the following we will identify the events A , B , etc. with data in the form of template functions t_j .

Consider a set of quadratic concepts d_j^2 with templates $T_N = \{t_j | 1 \leq j \leq N\}$ and concept operators $K_N = \{K_j | 1 \leq j \leq N\}$. Assume we have data $y_D = t_1$ AND t_2 AND \dots , i.e.,

$$p(h|D) = p(h|T_N, K_N) \propto p(y_D|x_D, h) = p(T_N|K_N, h) \quad (37)$$

$$= \prod_j^N p(t_j|K_j, h) = \frac{e^{-\beta_L \sum_j^N E(t_j|K_j, h)}}{Z(\mathcal{T}^N|K_N, h)} = e^{-\beta_L E(T_N|K_N, h)}, \quad (38)$$

with $E(T_N|K, h) = E(y_D|x_D, h) = \sum_j E(t_j|K_j, h) = \sum_j^N d_j^2(h)/2$. In writing $p(t_j|K_j, h)$ we suppressed the dependency on the temperature $1/\beta_L$. The normalization factor $Z(\mathcal{T}^N|K_N, h)$ factorizes

$$Z(\mathcal{T}^N|K_N, h) = \prod_j^N Z(\mathcal{T}|K_j, h) \quad (39)$$

with

$$Z(\mathcal{T}|K_j, h) = \int \left(\prod_x dt_j(x) \right) e^{-\beta_L E(t_j|K_j, h)}. \quad (40)$$

For quadratic concepts the integrals are Gaussian and therefore independent of the mean h , i.e.,

$$Z(\mathcal{T}^N|K_N, h) = Z(\mathcal{T}^N|K_N). \quad (41)$$

This means according to the results of the last Section we may minimize the likelihood energy $E(y_D|x_D, h) = E(T_N|K_N, h)$ instead of the posterior energy $E(h|D)$. Writing now for simplicity $E(T_N|K_N, h) = E(h)$, the following proposition is obtained by straightforward calculation:

Proposition 6. (Probabilistic AND) A sum of squared distances $E_j = d_j^2(h)/2 = d(t_j, h)/2$ can be written

$$\begin{aligned} E(h) &= \sum_j^N E_j(h) = \frac{1}{2} \sum_j^N d^2(t_j, h) \\ &= \frac{d^2(0, h)}{2} - \langle \tilde{t} | h \rangle + \frac{N}{2} M_2 \\ &= \frac{N}{2} \left(\bar{d}^2(t, h) + V \right) = \frac{d^2(t, h)}{2} + E_{min} \end{aligned} \quad (42)$$

as sum of one squared distance $d^2(t, h)$ from template average t and a h -independent minimal energy E_{min} . The squared distances are defined as

$$d^2(0, h) = \langle h | K | h \rangle, \quad (43)$$

$$d^2(t, h) = \langle h-t | K | h-t \rangle, \quad (44)$$

$$\bar{d}^2(t, h) = \frac{d^2(t, h)}{N} = \langle h-t | \bar{K} | h-t \rangle, \quad (45)$$

with template average

$$t = K^{-1} \tilde{t}, \quad \tilde{t} = \sum_j^N K_j t_j, \quad (46)$$

concept operators

$$K = \sum_j K_j, \quad \bar{K} = \frac{K}{N} = \frac{1}{N} \sum_j K_j, \quad (47)$$

and h -independent minimal energy and template variance V

$$E_{min}(T_N) = \frac{N}{2} V, \quad V = M_2 - M_1^2, \quad (48)$$

with

$$M_2 = \frac{1}{N} \sum_j^N \langle t_j | K_j | t_j \rangle, \quad M_1^2 = \langle t | \bar{K} | t \rangle. \quad (49)$$

The linear stationarity equation for a functional $E = d^2(t, h)/2 + E_{min}$ reads

$$0 = K(t - h) = \tilde{t} - Kh. \quad (50)$$

For positive definite, i.e., invertible K , this has solution $h = t = K^{-1} \tilde{t}$.

We see: For quadratic concepts addition does not lead to something really new: The sum of quadratic functions is a quadratic function, or in a probabilistic interpretation, a product of Gaussians is a Gaussian. *It is also interesting to note that for such additive combinations all template functions t_i corresponding to infinite data can be eliminated from the formalism by combining them in one term with template average t and solving for a shifted $h' = h - t$. Then the necessary infinite amount of data is represented by a zero function and not explicitly visible within the formalism. This ‘elimination’ of infinite data templates will not be possible in the nonlinear combinations presented in the next sections.*

Remark 7. (Normalization) The normalization factor $Z(\mathcal{T}^N|K_N, h)$ to obtain $p(\mathcal{T}_N|K_N, h)$ which is a product of q -dimensional Gaussian integrals can be calculated explicitly (see Eq.(277))

$$Z(\mathcal{T}^N|K_N, h) = \prod_j^N \int \left(\prod_x^q dt_j(x) \right) e^{-\frac{\beta_L}{2} d_j^2(t_j, h)} \quad (51)$$

$$= \prod_j^N \left(\pi^{\frac{q}{2}} \beta_L^{-\frac{q}{2}} (\det K_j)^{-\frac{1}{2}} \right) = \pi^{\frac{qN}{2}} \beta_L^{-\frac{qN}{2}} \left(\det \prod_j^N K_j \right)^{-\frac{1}{2}}. \quad (52)$$

For Gaussian integrals the exact solution (52) coincides with a saddle point approximation (see B.3). Eq.(52) differs from a T -dependent normalization over $h \in \mathcal{H}$ which would be necessary to obtain $p(h|D)$ if we would interpret quadratic concepts as posterior energies $E(h|D) = \sum_j E(h|t_j, K_j) = \sum_j d_j^2/2$,

$$\begin{aligned} Z(\mathcal{H}|D) &= \int dh e^{-\beta_P E(h)} = \int \left(\prod_x^q dh(x) \right) e^{-\frac{\beta_P}{2} \sum_j^N d_j^2(t_j, h)} \\ &= e^{-\beta_P E_{min}} \int dh e^{-\beta_P \frac{d^2(0, h)}{2}} = e^{-\beta_P E_{min}} \pi^{\frac{q}{2}} \beta_P^{-\frac{q}{2}} \left(\det \sum_j^N K_j \right)^{-\frac{1}{2}}. \end{aligned} \quad (53)$$

Denoting by $\langle \dots \rangle_K$ a Gaussian average over h with covariance $K^{-1} = (\sum_j K_j)^{-1}$ we recognize the moment generating function for $h(x)$

$$\begin{aligned} M(\beta_P \tilde{t}) &= e^{\beta_P E_{min}} Z(\mathcal{H}|D) = \left\langle e^{\beta_P \langle \tilde{t} | h \rangle} \right\rangle_K \\ &= \sum_{n=0}^{\infty} \frac{\beta_P^n}{n!} \int dx_1 \cdots dx_n \tilde{t}(x_1) \cdots \tilde{t}(x_n) \langle h(x_1) \cdots h(x_n) \rangle_K. \end{aligned} \quad (54)$$

Hence (functional) derivatives of $M(\beta_P \tilde{t})$ with respect to $\beta_P \tilde{t}(x)$ generate moments of $h(x)$ (see Section A.3.3, in particular Wick’s theorem 191).

Remark 8. (Kernel methods) Practically important is the case where the stationarity equation can be solved in a space with dimension $\tilde{n} \leq n$ being the number of different x values in the training data. This can be much less than the space necessary for a reasonable discretization of the whole function h . To see this we consider the classical situation of mean-square data terms and one additional prior concept

$$E(h) = \sum_k \langle h - t_T | K_T | h - t_T \rangle + \langle h - t_0 | K_0 | h - t_0 \rangle \quad (55)$$

with

$$\langle h - t_T | K_T | h - t_T \rangle + V = \sum_j^n \langle h - t_j | K_j | h - t_j \rangle = \sum_j^n (y_j - h(x_j))^2. \quad (56)$$

Thus, the operator $K_T = \sum_j K_j$ is diagonal, commutes with the projector P_T into the space \mathcal{X}_T of training data and has matrix elements

$$K_T(x, x') = \delta(x, x') \sum_j^n \delta(x - x_j) = \delta(x, x') n_x, \quad n_x = \sum_j^n \delta(x - x_j), \quad (57)$$

containing the number of data for every x . The data template

$$t_T = K_T^{-1} \sum_j K_j t_j, \quad t_T(x) = \frac{\sum_j^n \delta(x - x_j) y_j(x_j)}{\sum_j^n \delta(x - x_j)} = \frac{1}{n_x} \sum_j^{n_x} y_j(x_j) \quad (58)$$

is the average of y values for given x . The stationarity equation

$$0 = K_T(h - t_T) + K_0(h - t_0)$$

yields

$$h = K_0^{-1} a + t_0, \quad (59)$$

with $a = K_T(t_T - h)$. For known prior covariance K_0^{-1} it is sufficient to solve

$$a = [I + K_T K_0^{-1}]^{-1} [K_T(t_T - t_0)] \quad (60)$$

for a function defined on the space \mathcal{X}_T with dimension $\text{Tr} P_T = \tilde{n} \leq n$. The formulas can be adapted to the case where K_0 has zero eigenvalues so it is not invertible over the whole space [61]. Classical examples of such *kernel methods* are Gaussian Radial Basis Functions which use as concept operator the pseudo-differential operator

$$K_0 = \sum_{m=0}^{\infty} (-1)^m \frac{\sigma^{2m}}{m! 2^m} \Delta^m, \quad (61)$$

where Δ^m is the m -iterated Laplacian and which has a Gaussian inverse. They also include piecewise linear interpolation ($K_0 = -\Delta$) and various spline methods (e.g., $K_0 = \Delta^2$) [61,49,23].

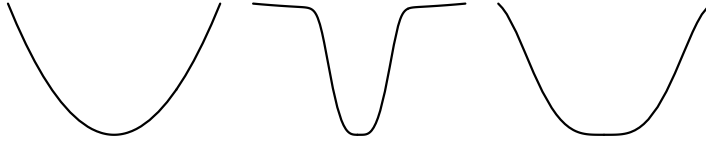


Figure 1. Gaussian vs. two ‘robust’ Gaussian mixtures: Left: Logarithm of one Gaussian (parabola), Middle: Logarithm of mixture with two Gaussians with different variance and equal mean (insensitive for large deviations), Right: Logarithm of mixture with three Gaussians with different variances and different means.

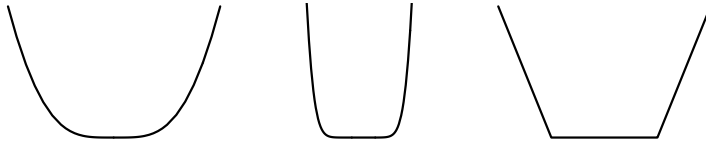


Figure 2. Three robust error functions which are insensitive to small errors. Left: Logarithm of mixture with two Gaussians with equal variance and different means, Middle: Logarithm of mixture with 11 Gaussians with equal variance and different means, Right: ϵ -insensitive error.

Remark 9. (Robust error functions and support vector machine) As a generalization of quadratic concepts one can allow nonquadratic functions U of filtered differences $W(h - t)$ [67]. In the simplest case U is only applied to the data concept (56) of a functional of the classical form (55). Then the nonlinear stationarity equation can also be restricted to the \tilde{n} -dimensional space \mathcal{X}_T . The data term can for example be replaced by a Gaussian mixture model (see Section 3.2). Robust error functions have flat regions and are therefore insensitive to, i.e., robust against, changes in that flat region. Also numerically flat regions in the error surface can be useful because there the gradient vanishes and those regions do not contribute to the stationarity equations. Robust error functions can for example down-weight large errors. Typical cases are filters used in image processing where edges represent large discontinuities (regions with low smoothness) but are relatively likely. Fig.1 shows examples obtained by Gaussian mixtures. Another variant of robust error functions is insensitive to small errors. An example is an ϵ -insensitive error (zero between $\pm\epsilon$, linear outside, see Fig.2) for the data term. For example, expanding h in a basis of eigenfunctions Φ_k of the prior concept operator

$$K_0 = \sum_k \lambda_k \Phi_k \Phi_k^T, \quad h(x) = \sum_k n_k \Phi_k(x) \quad (62)$$

yields for functional (55)

$$E(h) = \sum_i \left(\sum_k n_k \Phi_k(x_i) - y_i \right)^2 + \sum_k \lambda_k |n_k|^2. \quad (63)$$

Replacing the mean-square error data term by an ϵ -insensitive error results in a standard quadratic programming problem and is equivalent to Vapnik's support vector machine [60,24,56,57].

3.2. OR: Mixture models, finite temperature and disordered systems

Assume we believe that a function can be similar to either one of two templates. Often a list of possible alternatives can be given. For example, one may simply state that a face is that of a woman or that of a man, eyes may usually be open or closed, or we may be able to give a list of possible pattern prototypes for a time series. For example, electrocardiograms, or similarly earthquakes, have typical patterns which can appear in distinguishable variants. Thus, we discuss here the case where we want to approximate t_1 OR t_2 OR \dots t_n . For probabilities we have $p(A \text{ OR } B) = P(A) + p(B) - P(A, B)$ where the last term vanishes for exclusive events. For log-probabilities L of exclusive events this means

$$L(A \text{ OR } B) = \ln \left(e^{L(A)} + e^{L(B)} \right). \quad (64)$$

Relating now concepts to log-probabilities by interpreting them as energies or errors, respectively, means that alternative quadratic concepts are implemented by a Gaussian mixture model. Let $i \in \mathcal{I}$ numerate N_i alternative quadratic concepts with templates t_i . Then we may choose, for example, a mixture model for the probability of data D under h , assuming complete data in each component, i.e., $p(h) = p(h|x_D, i) = \text{const.}$, $p(i|x_D) = p(i)$, and therefore $p(i|x_D, h) = p(i)$ (but in general not $p(i|D) = p(i)$)

$$p(y_D|x_D, h) = \sum_i^N p(y_D, i|x_D, h) = \sum_i^N p(i)p(y_D|x_D, h, i), \quad (65)$$

where

$$p(y_D|x_D, h, i) = p(t_i|K_i, h) = e^{-\beta L E(t_i|K_i, h)} = e^{-\frac{\beta L}{2} d_i^2(h)}, \quad (66)$$

with $d_i^2(h) = d_{K_i}^2(t_i, h) = \langle t_i - h | K_i | t_i - h \rangle$, meaning that under condition i the data are represented by a quadratic concept with template t_i and covariance K_i^{-1} . More general, $p(y_D|x_D, h, i)$ may be chosen to depend on more than one quadratic concept, e.g. on a set of concepts with templates $T_{N_i} = \{t_{ij} | 1 \leq j \leq N_i\}$ and concept operators $K_{N_i} = \{K_{ij} | 1 \leq j \leq N_i\}$. Combining additively the quadratic concepts corresponding to T_{N_i} results according to Proposition 6 in a single term with average template t_i and an additional h -independent template variance $V(T_{N_i})$ within the set T_{N_i} , i.e.,

$$\begin{aligned} p(y_D|x_D, h, i) &= p(T_{N_i}|K_{N_i}, h) = p(t_i, V(T_{N_i})|K_{N_i}, h) \\ &\propto e^{-\beta L \sum_j^{N_i} E(t_{ij}|K_{ij}, h)} = e^{-\beta L \left(E(t_i|K_i, h) + \frac{N_i}{2} V(T_{N_i}) \right)}. \end{aligned} \quad (67)$$

We will now relate Eq.(65) in more detail to the formalism of Appendices A and B. In terms of energies (see Appendix A.1.2)

$$p(i) = \frac{e^{-bE(i)}}{Z(\mathcal{I})} = e^{-b(E(i)-F(\mathcal{I}))}, \quad (68)$$

$$p(T_{N_i}|K_{N_i}, h) = \frac{e^{-\beta_L E(T_{N_i}|K_{N_i}, h)}}{Z(\mathcal{T}^{N_i}|K_{N_i}, h)} = e^{-\beta_L (E(T_{N_i}|K_{N_i}, h, i) - F(\mathcal{T}^{N_i}|K_{N_i}, h))}, \quad (69)$$

where we used a mixture temperature b and i -independent conditional likelihood temperatures β_L (see Appendices A.4 and B.2.1). The free energies F are related to the normalization factors Z

$$F(\mathcal{I}) = -\frac{1}{b} \ln \sum_i Z(\mathcal{I}) = -\frac{1}{b} \ln \sum_i e^{-bE(i)}, \quad (70)$$

and, for data y_D in form of a single template function t_i ,

$$F(\mathcal{T}|K_i, h) = -\frac{1}{\beta_L} \ln Z(\mathcal{T}|K_i, h) = -\frac{1}{\beta_L} \ln \int dt_i e^{-\beta_L E(t_i|K_i, h)}, \quad (71)$$

with $E(t_i|K_i, h) = E(y_D|x_D, h, i)$ and $Z(\mathcal{T}|K_i, h) = Z(\mathcal{Y}_D|x_D, h, i)$. Again, the integral is Gaussian in h and t_i for single quadratic concepts, hence it is translation invariant and not depending on the mean but only on the covariance, i.e., on K_i (and β_L),

$$F(\mathcal{T}|K_i, h) = F(\mathcal{T}|K_i) = F(\mathcal{H}|K_i) = F(\mathcal{H}|K_i, t_i) = F(\mathcal{H}|D, i). \quad (72)$$

Hence, for single quadratic concepts t -integration can be replaced by h -integration. For a set T_{N_i} of templates the conditional free energies become

$$F(\mathcal{T}^{N_i}|K_{N_i}, h) = -\frac{1}{\beta_L} \ln Z(\mathcal{T}^{N_i}|K_i) = -\frac{1}{\beta_L} \ln \int \left(\prod_j^{N_i} dt_{ij} \right) e^{-\beta_L E(T_i|K_i, h)}, \quad (73)$$

where the normalization integrals factorize for additive error $E(T_{N_i}|K_{N_i}, h) = \sum_j^{N_i} E(t_{ij}|K_{ij}, h)$. In particular, for $E(t_{ij}|K_{ij}, h) = d_{ij}^2/2$ proportional to a quadratic concept one obtains the analogue of Eq.(52),

$$Z(\mathcal{T}^{N_i}|K_{N_i}, h) = \prod_j^{N_i} \int \left(\prod_x^m dt_{ij}(x) \right) e^{-\frac{\beta_L}{2} d_{ij}^2(t_{ij}, h)} = \pi^{\frac{mN_i}{2}} \beta_L^{-\frac{mN_i}{2}} \left(\det \prod_j^{N_i} K_{ij} \right)^{-\frac{1}{2}} \quad (74)$$

with m denoting the number of different x . Again, the integrations over t_{ij} differ from integration over $h \in \mathcal{H}$ in the same way Eq.(52) differs from Eq.(53).

Relating the posterior to the likelihood we find analogous to Eq.(26)

$$\begin{aligned}
p(h|D) &= \frac{e^{-\beta_P E(h|D)}}{Z(\mathcal{H}|D)} = e^{-\beta_P (E(h|D) - F(\mathcal{H}|D))} \\
&= \frac{\sum_i p(i) p(y_D|x_D, h, i) p(h)}{p(y_D|x_D)} = \frac{\sum_i p(i) p(y_D|x_D, h, i)}{Z_D(h, D)} \\
&= \frac{1}{Z_D(h, D)} \sum_i \frac{p(i) e^{-\beta_L E(y_D|x_D, h, i)}}{Z(\mathcal{Y}_D|x_D, h, i)} \\
&= \sum_i p(i) e^{-b(E(i) - F(\mathcal{I})) - \beta_L (E(y_D|x_D, h, i) - F(\mathcal{Y}_D|x_D, h, i)) + c_D(h, D)}, \quad (75)
\end{aligned}$$

with, for uniform $p(h)$

$$Z_D(h, D) = Z_D(D) = \int dh \sum_i p(i) p(y_D|x_D, h, i) = \int dh \sum_i p(i) \frac{e^{-\beta_L E(y_D|x_D, h, i)}}{Z(\mathcal{Y}_D|x_D, h, i)}. \quad (76)$$

If $Z(\mathcal{Y}_D|x_D, h, i) = Z(\mathcal{Y}_D|x_D)$ is also i - and h -independent

$$Z_D = \frac{\int dh \sum_i p(i) e^{-\beta_L E(y_D|x_D, h, i)}}{Z(\mathcal{Y}_D|x_D)}, \quad (77)$$

so that in this case

$$p(h|D) = \frac{\sum_i e^{-\beta_L E(y_D|x_D, h, i)}}{\int dh \sum_i e^{-\beta_L E(y_D|x_D, h, i)}} \propto \sum_i p(i) e^{-\beta_L E(y_D|x_D, h, i)}. \quad (78)$$

Similarly, we obtain for the posterior energy

$$E(h|D) = -\frac{1}{\beta_P} \ln \sum_i e^{-b(E(i) - F(\mathcal{I})) - \beta_L (E(y_D|x_D, h, i) - F(\mathcal{Y}_D|x_D, h, i)) - \beta_P F(\mathcal{H}|D) + c_D(h, D)}. \quad (79)$$

The terms $bF(\mathcal{I})$ and $-\beta_P F(\mathcal{H}|D)$ are h -, and i -independent. For uniform $p(h)$ or complete data also $c_D(h, D)$ becomes h -independent. Those i - and h -independent terms are not relevant for maximization of $p(h|D)$ with respect to h . Thus, they need not to be calculated and can be chosen arbitrarily. Notice, that also the monotone \ln -function does not change the location of extrema and can be skipped. However, if i - or h -dependent, the normalization integrals (71) $F(\mathcal{Y}_D|x_D, h, i)$ must be calculated so they do not interfere with the mixture coefficients $p(i)$ or $E(y_D|x_D, h, i)$, respectively. In that case one must also bear in mind the dependency of the normalization $Z(\mathcal{Y}_D|x_D, h, i)$ on the temperature $1/\beta_L$ which we have not written explicitly. The normalization is h -independent for quadratic concepts and complete data, i.e., uniform $p(h)$. Varying covariances, however, lead in general to i -dependency.

To simplify notation we introduce

$$c = -\beta_P F(\mathcal{H}|D) + c_D = \ln \frac{Z(\mathcal{H}|D)}{Z_D}, \quad (80)$$

$$c_i = \beta_L F(\mathcal{Y}_D|x_D, h, i) + c = \ln \frac{Z(\mathcal{H}|D)}{Z(\mathcal{Y}_D|x_D, h, i)Z_D}. \quad (81)$$

We also rename $\beta_L = \beta$, set $\beta_P = 1$, and take $E(h|D) = -\ln p(h|D)$ so that $Z(\mathcal{H}|D) = 1$ and $F(\mathcal{H}|D) = 0$. Furthermore, we assume normalization for $p(i)$ to be easy, so we express $p(i)$ not in terms of energies, and rename

$$E(h|D) = E_M(h), \quad E(T_i|h, i) = E_i(h), \quad (82)$$

to obtain from Eq.(79):

Theorem 10. (Mixture model) Alternative concepts can be implemented by the mixture model

$$E_M(h) = -\ln p(h|D) = -\ln \left(\sum_i^N p(i) e^{-\beta E_i(h) + c_i} \right), \quad (83)$$

where the component energies

$$E_i(h) = \sum_j^{N_i} E(t_{ij}|K_{ij}, h) = \sum_j^{N_i} E_{ij}(h) \quad (84)$$

are additive combinations of quadratic concepts

$$E_{ij}(h) = \frac{d_{ij}^2(h)}{2}, \quad d_{ij}^2(h) = \langle h - t_{ij} | K_{ij} | h - t_{ij} \rangle. \quad (85)$$

If i -dependent the normalization integrals

$$c_i = -\sum_j^{N_i} \ln \left(\int dt_{ij} e^{-\beta E_{ij}} \right) + c, \quad (86)$$

have to be calculated up to an arbitrary constant c so they do not interfere with the mixture probabilities $p(i)$. The model has the stationarity condition³

$$0 = t_M(h) - K_M(h)h, \quad (87)$$

with

$$K_M = \sum_i a_i(h) K_i, \quad K_i = \sum_j K_{ij}, \quad a_i(h) = p(i) e^{-\beta E_i(h) + c_i} \quad (88)$$

³ If h -dependent the $c_i = c_i(h)$ would contribute to the stationary equations. This case not considered here can, for example, appear for h -dependent covariances $K_i^{-1}(h)$.

and

$$t_M = \sum_i a_i(h) K_i t_i = \sum_i a_i(h) \tilde{t}_i, \quad t_i = K_i^{-1} \tilde{t}_i, \quad \tilde{t}_i = \sum_j K_{ij} t_{ij}. \quad (89)$$

The stationary equation is obtained by straightforward calculation. It is in general nonlinear and can have multiple solutions. Indeed, the model (83) is in contrast to the classical regularization functional in general non-convex. The system of Eq.83, with E_i referring to conditional $p(y_D|x_D, h, i)$ and not joint probabilities $p(y_D, i|x_D, h)$, represents a *disordered (spin glass-like) system* (see Appendix A.4). Hereby the normalization integrals within c_i have to be calculated for each component i . For quadratic concepts the c_i are up to a common constant c given by the temperature dependent $F(\mathcal{T}^{N_i}|K_{N_i}, h) = F(\mathcal{T}^{N_i}|K_{N_i}, i)$ of Eq. (73) and (74). For the case of equal $\det K_i$, e.g. for equal covariances K_i^{-1} but differing templates t_i , the c_i are i -independent and can be skipped. The mixture model energy E_M has the form of a free energy of a system at *finite temperature*.

Remark 11. (Separate saddle point approximation for each component) Alternatively, a maximum posterior approximation (which would be exact for Gaussian integrals) can also be applied to the i components separately. Then, however, in case of unequal component covariances weighting factors $(\det K_i)^{-1/2}$ have to be calculated (see [15,13,44] and Appendix B.3.1) and in general a second minimization step has to be performed also for approximation problems (see Appendix B.4).

Remark 12. (Mixed likelihood and posterior interpretation of error/energy) The expression (86) for c_i given in Theorem 10 corresponds to a likelihood interpretation of single energy terms E_{ij} . One might, however, also want to interpret some terms E_{ij} as posterior energies $E(h|D_j, i)$. To see what happens we divide the N_i terms E_{ij} in component i in $N_{L,i}$ terms interpreted as likelihood energies $E(y_j|x_j, h, i)$ and $N_{P,i}$ terms interpreted as posterior energies $E(h|D_{j'}, i)$. Assuming $p(y_D|x_D, h) = \sum_i \prod_j p(i)p(y_j|x_j, h, i)$ Bayes' rule gives

$$\begin{aligned} p(h|D) &= \frac{1}{Z_D} \sum_i p(i) Z_{P,i} \left(\prod_j^{N_{L,i}} p(y_j|x_j, h, i) \right) \left(\prod_{j'}^{N_{P,i}} p(h|D_{j'}, i) \right) \quad (90) \\ &= \frac{1}{Z_D} \sum_i p(i) Z_{P,i} \frac{e^{-\beta \left(\sum_j^{N_{L,i}} E(y_j|x_j, h, i) + \sum_{j'}^{N_{P,i}} E(h|D_{j'}, i) \right)}}{\left(\prod_j^{N_{L,i}} Z(\mathcal{Y}_j|x_j, h, i) \right) \left(\prod_{j'}^{N_{P,i}} Z(\mathcal{H}|D_{j'}, i) \right)} \propto e^{-\beta E_M(D, h)}, \quad (91) \end{aligned}$$

with

$$Z(\mathcal{H}|D_k) = \int dh e^{-\beta E(h|D_k)}, \quad Z_D = \int dh p(y_D|x_D, h), \quad (92)$$

and

$$Z_{P,i}(D) = \prod_j^{N_{P,i}} \int dh p(y_j|x_j, h, i) = \prod_j^{N_{P,i}} \int dh \frac{p(h|D_j, i)p(y_j|x_j, i)}{p(h|x_j, i)} \quad (93)$$

for uniform $p(h) = p(h|x_D) = p(h|x_j, i)$. Writing $p(h|D)$ in terms of $E(h|D)$ one obtains instead of Eq.(81)

$$c_i = \ln \left[\left(\frac{1}{\prod_j^{N_{L,i}} Z(\mathcal{Y}_j|x_j, h, i)} \right) \left(\frac{Z(\mathcal{H}|D)}{\prod_{j'}^{N_{P,i}} Z(\mathcal{H}|D_{j'}, i)} \right) \frac{Z_{P,i}}{Z_D} \right]. \quad (94)$$

If i -dependent $Z_{P,i}$ has to be calculated. To express $Z_{P,i}$ in terms of posterior components $p(h|D_j, i)$ requires to solve

$$p(h|x_j, i) = \int dy_j p(h|D_j, i) p(y_j|x_j, i) \quad (95)$$

for $p(y_j|x_j, i)$. This integral equation is an inhomogeneous Fredholm equation of the first kind and thus usually ill-conditioned. For terms $E_{ij} = d_{ij}^2/2$, however, consisting of a single quadratic concept $Z_{P,i} = 1$ according to Eq.(25) and thus $p(y_j|x_j, h, i) = p(h|D_j, i)$.

Remark 13. (Low and high temperature limits) In the interpretation of error (or energy) minimization as saddle point approximation of a Bayesian risk (see Appendix B) the result becomes exact for zero temperatures, provided that only one dominating stationary point survives at zero temperature (see Appendix B.3). Thus we expect error minimization to be good at low enough temperature, i.e., large β . At low temperatures, however, the stationarity equations generally have many solutions, making it difficult to find the dominating one. (For a more detailed discussion of stable low temperature solutions for the mixture model see [38]). In practice one often uses annealing methods which start solving the stationarity equations at high temperature and iteratively adapt the found solution to lower and lower temperatures (see Appendix A.3.2). Interestingly, a saddle point approximation is also exact for Gaussian functions and arbitrary temperatures $1/\beta$. Figures 9 and 10 in Appendix B show that for high temperatures a sum of two Gaussians with different centers becomes approximately a Gaussian again. Thus, the saddle point approximation is also a good approximation at

high temperatures in that case. More generally, one may perform a (moment or high temperature) expansion of the exponential in powers of β ,

$$\sum_i p(i) e^{-\beta E_i} = \left\langle e^{-\beta E_i} \right\rangle_{\mathcal{I}} = \left\langle 1 - \beta E_i + \frac{\beta^2}{2} E_i^2 + \dots \right\rangle_{\mathcal{I}}. \quad (96)$$

Thus, at high enough temperature minimizing $E_M = -c_i - \ln \left\langle e^{-\beta E_i} \right\rangle_{\mathcal{I}}$ with i -independent c_i becomes minimizing $\langle E_i \rangle_{\mathcal{I}} = \sum_i p(i) E_i$. This is just the AND-case of Proposition 6. At medium temperatures larger differences to a full Bayesian approach have to be expected. (Especially at ‘phase transitions’ where solutions of the stationarity equations vary strongly with temperature.)

Example 14. (Model with two alternative concepts) Assume we want to implement that a function can be similar to either one of two prototypes. We take the two prototypes as template functions $t_a(x)$ and $t_b(x)$. Assume further, we choose the same concept distances $d_a(h, t_a)$, $d_b(h, t_b)$ by taking for both templates the same concept operator $K_{a,0} = K_{b,0} = K_0$. This may be a smoothness related sum of iterated Laplacians

$$K_0 = \sum_l \lambda_l (-\Delta)^l, \quad (97)$$

where we understand $(-\Delta)^0 = I$. For equal mixture probabilities $p(1) = p(2)$ we obtain for (83)

$$p^M = p_1^M + p_2^M \propto e^{-E_M} = e^{-\beta E_1} + e^{-\beta E_2} = e^{-\frac{\beta}{2}(d_D^2 + d_a^2)} + e^{-\frac{\beta}{2}(d_D^2 + d_b^2)}, \quad (98)$$

with mean-square data concept $d_D^2 = \langle h - t_T | K_T | h - t_T \rangle$ as in Eq.(56), $d_a^2 = \langle h - t_a | K_0 | h - t_a \rangle$ and analogously for b . The stationarity condition for Eq.(98) is

$$h = p_1^M t_1 + p_2^M t_2, \quad (99)$$

with component template averages

$$t_1 = (K_T + K_0)^{-1} (K_T t_T + K_0 t_a), \quad t_2 = (K_T + K_0)^{-1} (K_T t_T + K_0 t_b). \quad (100)$$

Because p_1^M and p_2^M are not functions but only two temperature dependent convex mixing coefficients the solutions for arbitrary temperatures have to be on the one dimensional line spanned by the two single components solutions t_1 and t_2 . The stationarity condition (99) can be rewritten

$$h = t + \tanh \left(\frac{\beta}{2} (E_2 - E_1) \right) \frac{t_1 - t_2}{2}, \quad (101)$$

with total template average

$$t = (K_T + 2K_0)^{-1} (K_T t_T + K_0 (t_a + t_b)). \quad (102)$$

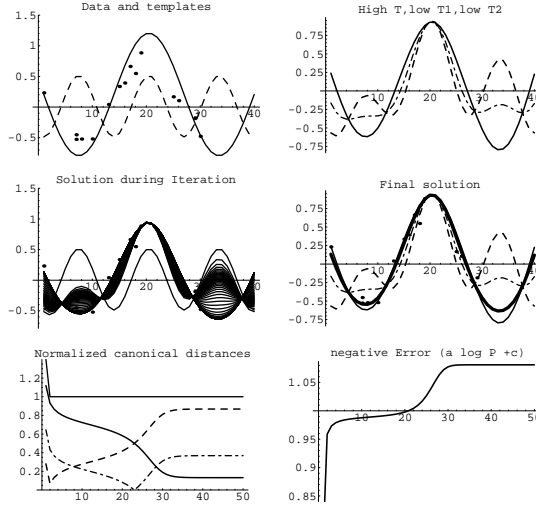


Figure 3. Mixture model (98) near a bifurcation ('phase transition'). The chosen templates are $t_a(x) = -\sin\left(\frac{3\pi(x-1)}{m-1}\right) + a_1$ and $t_b(x) = \sin^2\left(\frac{3\pi(x-1)}{m-1}\right) + a_2$ with $m = 40$ and the constants a_i adjusted to obtain zero mean over the interval $[0, 40]$. 15 data points have been sampled on the interval $[0, 30]$ from a function similar to t_a . The value $\beta = 0.105$ is near the critical value shortly before the second solution occurs. The parameters for K_0 of Eq.(97) are $\lambda_0 = 0.1$, $\lambda_1 = \alpha^2 \lambda_0$, $\lambda_2 = \alpha^4 \lambda_0$, with $\alpha = (m-1)/(3\pi)$. Row 1. Left: Shown are the templates t_a , t_b , (dashed) and the training data (dots). Right: The solution in the high temperature limit t (template average of data with t_a and t_b) $\beta \rightarrow 0$ (dashes with dots) and the two low temperature solutions t_1 , t_2 which average the data with one of the templates t_a or t_b , respectively. Row 2. Left: The evolving solution during iteration with $A = K_M$ and relaxation factor $\eta = 1$ (see Section 4) starting from 'wrong' initial guess $h(x) = t_b(x)$. Right: The final solution compared with the high temperature and the two low temperature solutions. Row 3. Left: The 'normalized canonical distances' are squared distances of the solution h to the low and high temperature solutions t_1, t_2, t during iteration: $n_{t_i}^2(h) = \langle h - t_i | K_T + K_0 | h - t_i \rangle / d^2(t_1, t_2)$, for $t_i = t_1$ (dashes), $t_i = t_2$ (thick) and $t_i = t$ (dashes with dots). After one iteration step the sum $n_{t_1}^2(h) + n_{t_2}^2(h) = 1$ (thin) meaning that the solution moves along the one dimensional line connecting the two low temperature limits t_1 and t_2 . Right: The error $-E_M(h)$ during iteration.

In the one-dimensional space of solutions spanned by the two component averages, the equation is equivalent to that of the celebrated ferromagnet. Thus, the two template mixture model shows the typical ferromagnetic phase transition switching with decreasing temperature from one to two stable solutions (see Figs. 3 and 4). While the two *low temperature limits* $\beta \rightarrow \infty$ are given by the single component solutions t_1 and t_2 , the *high temperature limit* $\beta \rightarrow 0$ is the total template average t . All three solutions t_1 , t_2 and t correspond to a quadratic minimization problem (or a Gaussian process) with therefore linear stationarity equation.

The fact, seen in Example 14, that the solutions for arbitrary temperatures are in the convex hull spanned by the low temperature solutions t_i is easily

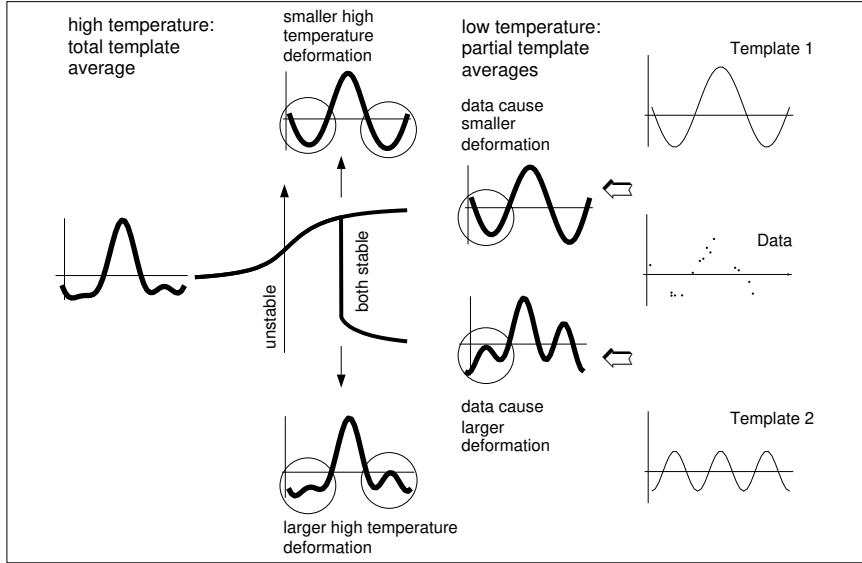


Figure 4. Scheme of temperature (β^{-1}) dependence of solutions for the error functional E^M of model (98). The two prior templates t_i (template 1 = t_a , template 2 = t_b) and the training data D_T (dots) are shown on the right hand side. At low temperature two solutions exist, being the template average of the data D_T with either one of the templates t_1 or t_2 . Going to higher temperatures the less well fitting solution disappears at a critical temperature $1/\beta^*$. The better fitting solution survives and transforms for higher temperatures slowly into the high temperature solution which is the template average of all three templates: data D_T , t_1 and t_2 .

generalized to more than two alternative templates with equal covariances. This is a numerically important observation, because the low (and high) temperature limits are for quadratic concepts determined by linear equations. As explained in Section 3.1 those linear equations can be solved in a $\tilde{n} \leq n$ dimensional space given by the training data D_T . If the number of components is small the optimal mixture of low temperature solutions t_i may then for example be obtained by cross-validation or similar techniques. Then it is not necessary to discretize the whole function h which is costly or even practically impossible for higher dimensional x . This makes such calculations feasible also for higher dimensional \mathcal{X} spaces.

3.3. OR: Landau–Ginzburg regularization and interacting systems

The interpretation of quadratic concepts as energies is not the only possibility. Their quantitative relation to probabilities may be different. For example, combination of concepts may also be modeled by fuzzy logical operations. Those exist in many variations but coincide on their boundaries with Boolean operations [33]. We choose for concept distances $d(h, t)$ the logical interpretation of

$d^2(h, t) = 0$, i.e., $h = t$, as ‘true’ and of $d^2(h, t) = \infty$ as ‘false’. For such variables a typical implementation of a logical OR is a product

$$d_{(A \text{ OR } B)}^2 = d_A^2 d_B^2. \quad (103)$$

A product implementation for alternative concepts is especially convenient because then arbitrary combinations of quadratic concepts by (an additive) AND and (a multiplicative) OR are polynomial expressions in the concept distances. The stationarity equations of such polynomial models are easily obtained by setting the functional derivatives with respect to h to zero and given in the following theorem:

Theorem 15. (Landau–Ginzburg regularization) The polynomial model

$$E_{LG} = \frac{1}{2\beta_{LG}} \sum_{i=1}^N \prod_{j=1}^{N_i} (\beta_{LG} d_{ij}^2) = \frac{1}{2} \sum_{i=1}^N \beta_{LG}^{N_i-1} \prod_{j=1}^{N_i} d_{ij}^2, \quad (104)$$

has stationarity equation

$$K_{LG}(h)h = t_{LG}(h). \quad (105)$$

Here

$$K_{LG}(h) = \sum_i^N \sum_j^{N_i} M_{ij}(h) K_{ij} \quad (106)$$

and

$$t_{LG}(h) = \sum_i^N \sum_j^{N_i} M_{ij}(h) K_{ij} t_{ij}, \quad (107)$$

with

$$M_{ij}(h) = \beta_{LG}^{N_i-1} \prod_{k \neq j}^{N_i} d_{ik}^2(h), \quad (108)$$

and

$$d_{ij}^2(h) = \langle h - t_{ij} | K_{ij} | h - t_{ij} \rangle. \quad (109)$$

In the high temperature limit $\beta_{LG} \rightarrow 0$ only quadratic terms survive and the stationarity equation becomes linear.

The polynomial models resemble the phenomenological Landau–Ginzburg treatment of phase transitions in physics [34,9].

Remark 16. (Mixed likelihood and posterior interpretation of error/energy) A product $\prod_j d_j^2$ of quadratic concepts or log-probabilities does not implement a

probabilistic OR for exclusive events i with Gaussian probability according to d_i^2 . But like for E_M of the mixture model, one may also try to interpret additive parts E_i of $E_{LG} = \sum_i E_i / (2\beta_{LG})$ as probabilistic AND for independent events. Hereby only terms E_i depending on only one template $\{t_{ij}\} = \{t_i\}$ can be interpreted as likelihood energies $E_i(y_i|x_i, h)$. Indeed, for an error E_{LG} of form(104), being composed out of squared distances $d_{ij}^2(h, t_{ij})$, the normalization $Z(\mathcal{Y}_i|x_i, h) = \int dy_i e^{-\beta_L E_i(y_i|x_i, h)}$ for additive parts E_i depending on only one t_i is h - and t_i -independent. This can be seen using $d^2(h, t) = d^2(h - t) = d^2(t - h) = d^2(t, h)$, so that also arbitrary functions $g(d^2)$ of squared distances fulfill $g(h, t) = g(d_{ij}^2(h, t)) = g(h - t) = g(t - h)$. For such functions $\int dh g(h - t) = \int dt g(t - h) = \int dt g(h - t)$ for unrestricted or periodic domain of integration. Thus, an integral $Z(\mathcal{Y}_D|x_D, h)$ depending on only one t is both, h - and t -independent. For terms E_i , however, depending on different t_{ij} , like for example a product $d_1^2 d_2^2$, this is not true in general. Within a probabilistic interpretation such terms must either be interpreted as posterior energies $E(h|D)$ or additional h (and possibly i)-dependent logarithms of normalization factors $F(\mathcal{Y}_D|x_D, h) = -\ln Z(\mathcal{Y}_D|x_D, h)/\beta$ should be added.

We divide therefore the terms E_i in N_L terms interpreted as likelihood energies $E(y_i|x_i, h)$ and N_P terms interpreted as posterior energies $E(h|D_k)$. Assuming (x_D, h) -conditionally independent data y_i , i.e., $p(y_D|x_D, h) = \prod_i p(y_i|x_i, h)$ one obtains as in (90)

$$p(h|D) = \frac{Z_P e^{-\beta(\sum_i^{N_L} E(y_i|x_i, h) + \sum_k^{N_P} E(h|D_k))}}{Z_D \left(\prod_i^{N_L} Z(\mathcal{Y}_i|x_i, h) \right) \left(\prod_k^{N_P} Z(\mathcal{H}|D_k) \right)} \propto e^{-\beta E_{LG}(D, h)}, \quad (110)$$

with β_{LG} -dependent E_{LG} , and

$$Z_P = \prod_k^{N_P} \int dh p(y_k|x_k, h), \quad Z_D = \int dh p(y_D|x_D, h) \quad (111)$$

for uniform $p(h) = p(h|x_D) = p(h|x_k)$. As already discussed, choosing a likelihood interpretation only for terms depending on single templates the normalization $\prod_i^{N_L} Z(\mathcal{Y}_i|x_i, h)$ becomes h -independent and

$$E_{LG}(D, h) = \left(\sum_i^{N_L} E(y_i|x_i, h) + \sum_k^{N_P} E(h|D_k) \right). \quad (112)$$

Example 17. (The two concept model again) The situation of Example 14 may alternatively be parameterized as follows:

$$E_{LG} = d_D^2 + \beta_{LG} d_a^2 d_b^2. \quad (113)$$

The stationarity equation is cubic with either one or two stable solutions depending on β_{LG} . Variations are

$$E_{LG} = (d_D^2 + d_a^2)(d_D^2 + d_b^2), \quad (114)$$

or

$$E_{LG} = d_D^2 + d_a^2 + d_b^2 + \beta_{LG} (d_D^2 + d_a^2 d_b^2). \quad (115)$$

In the latter formulation β_{LG} interpolates between OR at low temperatures and AND at high temperatures, similar to the situation for mixture models. For numerical results of the Landau–Ginzburg model for Example 14 see [38].

3.4. OR: Combination of methods and continuous transformations

The number of components i of a mixture model $\sum_i p(i)e^{-\beta E_i + c_i}$ can be too large to be treated exactly. Consider a set of template functions $t(\theta)$, with function values denoted $t(x, \theta)$, parameterized by a continuous parameter (vector) $\theta \in \Theta$. This results in a continuous mixture model $\int d\theta p(\theta)e^{-\beta E(\theta) + c(\theta)}$ where the sum \sum_i is replaced by an integral $\int d\theta$. Thus, analogous to the Bayesian integral over h (or f^0 , see Appendix B), the θ -integral has to be solved by an approximation. This approximation can be of low temperature type (restricting to the most important contributions, e.g. saddle point approximation) or high temperature type (starting from the mean, e.g., cumulant or moment expansion relying on an expansion of the exponential) or a Monte Carlo integration (random sampling). From the fact that the norm of a Gaussian does not depend on its mean it follows that changing templates does not change the normalization constant as long as the covariance K^{-1} is unaltered. Hence, in cases with θ -independent K also the partition sum $Z(\theta)$ and thus $c(\theta)$ is θ -independent. For θ -dependent K the replica method (see Appendix A.4) can be useful in some cases.

Two important situations have to be mentioned where continuously parameterized or *adaptive templates* appear naturally.

1. (Approximate structural models or combining and extending arbitrary learning methods) We have already discussed in 2.2 that a template can be given by an arbitrary parameterized function, for example regression models like decision trees or neural networks [26,11,52,25]. Then θ denotes the parameter vector of such a model and the integral $\int d\theta$ is a Bayesian integral over the possible parameter values with prior probability $p(\theta)$. The usual way to proceed is to use a learning algorithm to find an optimal approximation θ^* . This corresponds to a saddle point approximation of the θ -integral. Including such templates $t(\theta)$ in the regularization functional means that several different approximation methods can be combined and restrictions given by their parameterization can be overcome. Using a combined saddle point approximation for h and θ leads to stationarity equations which couple the optimal

h^* and the optimal θ^* . Such a simultaneous saddle point approximation for h and θ uses the same training data D_i to determine both, h^* and θ^* . (This can be compared with boosting methods which have received much attention recently [55].) Using parameterized function spaces $t(x, \theta)$ as adaptive templates corresponds to the prior assumption that the structure of the data generating process is approximately captured by their parameterization. For example, $t(x, \theta)$ can model a probable hierarchical organization of the generating process.

2. (Approximate continuous symmetries) Typically, templates $t(x)$ can appear in several variations $t(x, \theta)$. These variations may be described by a continuous parameter vector θ . For example, one may wish to include translated, rotated, scaled or otherwise deformed ‘eye’-templates in the regularization functional. Again, a combined saddle point approximation can be used to find the best fitting variant of the template $t^* = t(\theta^*)$ and an optimal approximation h^* simultaneously.

Consider now the typical case of a combination of a discrete mixture variable i and a continuous mixture variable θ

$$p(h|D) = \sum_i \int d\theta p(h, \theta, i|D) = \sum_i \int d\theta \frac{p(y_D|x_D, h, \theta, i)p(h, \theta, i|x_D)}{p(y_D|x_D)}. \quad (116)$$

With uniform (possibly improper) prior probability $p(h|x_D) = p(h)$ and $p(i, \theta|x_D, h) = p(i)p(\theta|i)$ the posterior becomes in terms of likelihood energies,

$$p(h|D) = \sum_i \int d\theta p(i)p(\theta|i) e^{-\beta_L(E(y_D|x_D, h, \theta, i) - F(\mathcal{Y}_D|x_D, h, \theta, i)) + c_D(D)} \quad (117)$$

$$= \sum_i \int d\theta \frac{p(i)p(\theta|i) e^{-\beta_L E(y_D|x_D, h, \theta, i)}}{Z(\mathcal{Y}_D|x_D, h, \theta, i) Z_D}, \quad (118)$$

with

$$Z_D(D) = \int dh \int d\theta \sum_i p(i)p(\theta|i) \frac{e^{-\beta_L E(y_D|x_D, h, \theta, i)}}{Z(\mathcal{Y}_D|x_D, h, \theta, i)}. \quad (119)$$

Hence, for h -, θ -, i -independent $Z(\mathcal{Y}_D|x_D, h, \theta, i)$ we can minimize a weighted sum of conditional likelihood energies

$$p(h|D) \propto \sum_i \int d\theta p(i)p(\theta|i) e^{-\beta_L E(D|h, \theta, i)} \quad (120)$$

instead of the posterior probability $p(h|D)$. Now consider as total energy or total error functional (setting $\beta_L = \beta$)

$$E = -\ln \sum_i p(i) \int d\theta p(\theta|i) e^{-\beta E_i(\theta) + c_i(\theta, h)}, \quad (121)$$

with component energies E_i

$$E_i(\theta) = E_{i,1} + E_{i,2}(\theta), \quad E_{i,1} = \sum_j^{N_i} \frac{d_{ij}^2}{2}, \quad E_{i,2}(\theta) = \frac{d_i^2(\theta)}{2}, \quad (122)$$

where we separated an θ -independent part, with squared distances

$$d_{ij}^2 = \langle h - t_{ij} | K_{ij} | h - t_{ij} \rangle, \quad d_i^2(\theta) = \langle h - t_i(\theta) | K_i | h - t_i(\theta) \rangle. \quad (123)$$

The

$$c_i(\theta, h) = -\ln Z(\mathcal{Y}_D | x_D, h, \theta, i) + c, \quad (124)$$

with arbitrary constant c , are θ -, i - or h -independent if the K_{ij} are θ -, i - or h -independent, respectively. Thus the quadratic concepts (123) have θ - and h -independent normalization and c_i . The i -dependent $p(\theta|i)$ allows for example to choose a vector θ of θ_i so that likelihood component i only depends on θ_i , i.e., $p(y_D | x_D, h, \theta, i) = p(y_D | x_D, h, \theta_i, i)$.

Performing for differentiable $E_i(\theta)$ the integral in saddle point approximation and assuming $p(\theta|i)$ to be slowly varying at the stationary point (e.g. being uniform) results in the stationarity equation

$$0 = \frac{dE}{d\theta} \Rightarrow 0 = \sum_i^{n_i} p(i)p(\theta|i) e^{-\beta E_i(\theta) + c_i} \left(\frac{\partial E_{i,2}(\theta)}{\partial \theta} \right), \quad (125)$$

with

$$\frac{\partial E_{i,2}(\theta)}{\partial \theta} = \left\langle \frac{\partial t_i(\theta)}{\partial \theta} \middle| K_i \middle| t_i(\theta) - h \right\rangle. \quad (126)$$

This equation has to be solved simultaneously with the stationarity equation for h . Thus, to find the optimal h^* two (sets of) coupled stationarity equations have to be solved. As those are usually nonlinear, a self-consistent solution has to be found by iteration, starting from some initial guesses h^0 and θ^0 . The iteration can be performed, for example, according to the following steps:

1. Obtaining h^0 : Restrict the problem first to the training space \mathcal{X}_T , i.e., the space of x_k which are present in the training data D_T . For equally weighted, standard mean-square data terms a natural initial guess for $h(x_k)$ in that subspace is the observed average of y_k for the given x_k , i.e., $h^0(x_k) = \frac{1}{n_x} \sum_i^{n_x} y_i(x_i) = t_T(x_k)$ with $n_x = \sum_i \delta(x - x_i)$.
2. Obtaining θ^1 : In the second step h^0 is inserted into Eq.(126), projected to the training subspace \mathcal{X}_T , and iterated with initial guess θ^0 to obtain a new θ^1 optimal in \mathcal{X}_T for that h^0 .
3. Obtain full h : The intermediate solution θ^1 is then used to solve for $h(x)$ for all $x \in \mathcal{X}$.

4. Continue iteration: The stationarity equations are solved by iteration until self-consistency is reached.

Consider the special case of choosing $K = P_T$ to be the projector into the space \mathcal{X}_T of training data and using as initial guess for h the data template (see Eq.(58)) $h^0(x_k) = t_T(x_k)$. This is equivalent to a standard mean-square error minimization

$$0 = \sum_k \frac{\partial t_i(x_k, \theta)}{\partial \theta} (t_i(x_k, \theta) - y(x_k)). \quad (127)$$

For example, the template $t_i(x, \theta)$ can represent a neural network with weights and biases included in θ . In that case Eq.(127) could be solved by backpropagation. It is important to note that in our context the resulting network $t_i(\theta^*)$, optimal on the training data, is only the initial guess to be used for further iteration to obtain an optimal h^* . In later stages of the iteration $t_i(\theta)$ can for example be retrained by virtual examples drawn from $h(x)$.

In the case of continuous symmetry transformations $S_i(\theta)$ the transformed template is given by

$$t_i(\theta) = S_i(\theta)t_i = e^{\theta s_i}t_i, \quad (128)$$

where θ is the parameter vector of a continuous Lie group with vector of generators s (see 2.3). This yields the derivative $\partial t_i(\theta)/\partial \theta = s_i t_i(\theta) = s_i S_i(\theta)t_i$ hence

$$\frac{\partial E_{i,2}(\theta)}{\partial \theta} = \langle s_i t_i(\theta) | K_i | t_i(\theta) - h \rangle = \langle S_i(\theta) s_i t_i | K_i | h - S_i(\theta) t_i \rangle \quad (129)$$

for $s_i S_i = S_i s_i$. Using $S^{-1}(\theta) = S(-\theta)$, this can also be written as

$$\langle s_i t_i | S_i^T(\theta) K_i S_i(\theta) (t_i - S_i(-\theta)h) \rangle. \quad (130)$$

For translations, for example, one finds with $S(\theta)t(x) = t(x + \theta)$ and $S^T(\theta) = S^{-1}(\theta) = S(-\theta)$ for vanishing commutator $[K_i, s] = K_i s - s K_i = 0$

$$\langle s t(\theta) | K_i | t(\theta) - h \rangle = \int dx dx' (t(x') - h(x' - \theta)) K(x, x') \frac{dt}{dx'}. \quad (131)$$

Example 18. (Adaptive templates) Figure 5 shows a simple example of an adaptive template depending on two parameters. In Figure 6 numerical results are presented for a corresponding one-dimensional two template model

$$E(\theta, \theta') = -\ln \left(e^{-\beta E_1(\theta)} + e^{-\beta E_2(\theta')} \right), \quad (132)$$

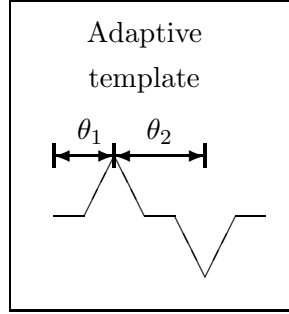


Figure 5. The figure shows one of the templates depending on two parameters used for model (132). Parameter θ_1 describes the location of the first maximum, θ_2 the distance between maximum and minimum.

with mean-square data terms and the negative Laplacian $-\Delta$ as concept operator K , i.e.,

$$E_1(\theta) = \frac{1}{2} \sum_k (y_k - h(x_k))^2 + \frac{1}{2} \int dx \left(\frac{\partial(h(x) - t_1(x, \theta_1, \theta_2))}{\partial x} \right)^2, \quad (133)$$

$$E_2(\theta') = \frac{1}{2} \sum_k (y_k - h(x_k))^2 + \frac{1}{2} \int dx \left(\frac{\partial(h(x) - t_2(x, \theta'_1, \theta'_2))}{\partial x} \right)^2. \quad (134)$$

The initial guesses h^0 , θ^0 , θ'^0 have been obtained by projection into the space \mathcal{X}_T according to the method discussed above. Then h and θ have been updated alternately using complete search for θ and θ' and an expectation-maximization (EM) algorithm for h .

4. Learning

The stationarity equations of the presented models are in general nonlinear, inhomogeneous integro-differential equations. One may remark, that similar equations appear for example in quantum mechanical scattering theory, where, similarly to templates or data, the inhomogeneities represent measurable asymptotic states (“channels”) of the system [37]. Nonlinear equations have to be solved by iteration [19,2,6]. Consider the equation to be solved written in a form

$$K(h)h = t(h). \quad (135)$$

Then an iteration procedure or *learning algorithm* is obtained by selecting an operator A , usually positive definite, and a relaxation factor η , to be used with the updating rule

$$h^{k+1} = h^k + \eta A^{-1}(t - Kh^k). \quad (136)$$

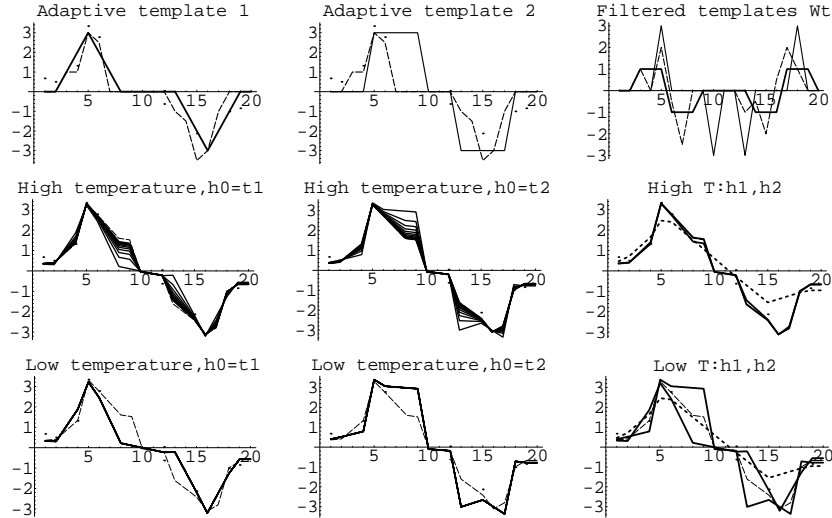


Figure 6. The figure presents numerical results for the model (132) with two adaptive templates $t_1(\theta_1, \theta_2)$ (shown in Fig.5 and another $t_2(\theta'_1, \theta'_2)$) on a mesh with 20 points. The figures in the first row show 1. ten data points (dots), the true function f^0 (dashes) from which the data have been sampled with Gaussian distribution (with $\sigma = 0.5$) and t_1 (thick) with θ_1, θ_2 optimized for the given data, 2. the same with t_2 , and 3. the linearly transformed templates Wt_i and Wf^0 . Hereby W is the derivative operator which is a concept filter for the negative Laplacian. The second row shows for a high temperature case (here $\beta = 0.1$) 1. the solution h during iteration for initial guess $h^0 = t_1$ (thick), and the high temperature limit (thin dashes). The high temperature limit is the template average of data and both adaptive templates, and is the limiting case where the OR-like mixture becomes a Gaussian AND. 2. The same for initial guess $h^0 = t_2$. 3. The final solutions for both cases and the classical solution for only one Laplacian prior concept with zero template $t_0 \equiv 0$ (thick dashes). Notice, that in the high temperature case the two solutions coincide. The third row shows the same for a low temperature case (here $\beta = 0.5$) Notice that here the two solutions evolving from the two initial guesses $h^0 = t_1$ and $h^0 = t_2$ do not coincide.

For η small enough and a positive definite A the function to be minimized decreases till reaching a local minimum. A may depend on the iteration step k and h^k . The gradient algorithm, for example, is obtained when taking $A = I$ equal to the identity. It does require matrix multiplication but no inversion. A Gaussian A^{-1} on the other hand can approximate local correlations induced by differential operators. Choosing $A = K_M$ corresponds for error functional E_M to the expectation-maximization (EM) algorithm and Newton's method takes the negative Hessian. Figure 7 compares for the mixture model (98) gradient algorithm, an EM algorithm (labelled relaxation), and iteration with Gaussian A^{-1} with the two different standard deviations $\sigma = 2, \sigma = 1$. It shows that the gradient has extreme difficulties with long range correlations. The Gaussian A^{-1} performs well, at least at the beginning of the iteration. That means it

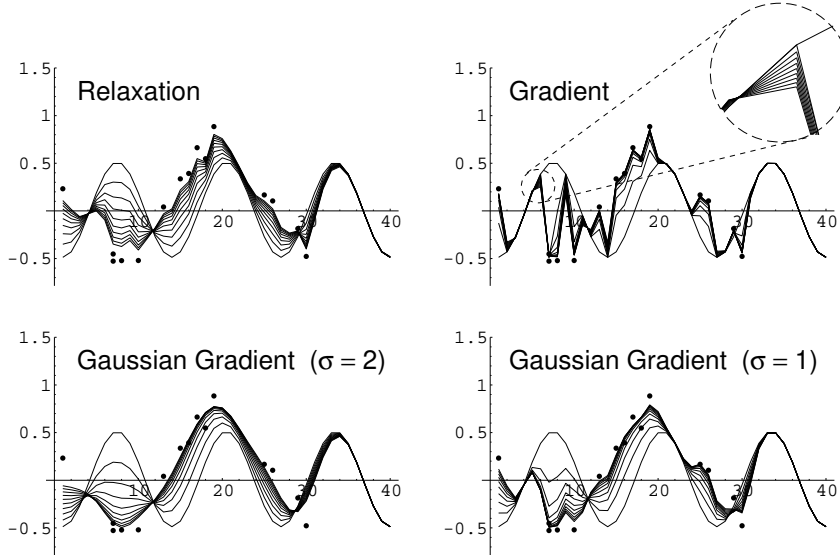


Figure 7. Comparison of learning algorithms for mixture model (98). Shown are the first iterations (starting with template t_b , see Fig.4) for the four iteration matrices $A = K_M$ (EM for mixture model (98), labelled relaxation) $A = I$ (gradient) and two Gaussian A^{-1} with standard deviations $\sigma = 2$, $\sigma = 1$. The gradient has obviously difficulties capturing the long distance correlations and requires an extremely small relaxation factor (step width) η . The Gaussian algorithm, which like the gradient requires no inversion, performs relatively well on a global scale without reaching the fine structure as fast.

captures well the covariance structure of that particular problem. This is useful, because in this case A^{-1} is given and so no inversion is needed. It can be seen that the Gaussian algorithm especially at larger variance takes longer to adapt the fine structure of the function. This suggests to change the variance during iteration or to combine it with the gradient algorithm. The EM algorithm, which works here quite well, requires at every step inversion of the h -dependent K_M . The performance of specific algorithms is clearly problem dependent. Recently, multiscale or multigrid methods have become particularly popular.

5. Conclusion

The need for an empirical control and an explicit implementation of prior information has been emphasized in this paper. A widely applicable method has been proposed, where complex prior information is implemented by combinations of simple quadratic building blocks. Two variants have been discussed in more detail, a mixture model equivalent to a disordered system or a system at finite temperature in statistical mechanics, and a polynomial model motivated by

fuzzy logical approaches and related to the Landau–Ginzburg treatment of phase transitions.

Appendix

A. Statistics and Statistical Mechanics

Both disciplines, statistics and statistical mechanics, deal with probabilistic models. Their differences in language and methods can be traced back to differences in their typical applications.

Statistical mechanics has been developed for extremely large systems, like they appear in condensed matter physics. Typical systems of statistical mechanics are of high regularity, defined on a two or three dimensional grid with local variables having the same range of possible values (e.g. ± 1 for spins or real numbers for scalar fields), and only local interactions. There are relatively few prototypical systems, which have been studied extensively, for example, the celebrated Ising model. A complex machinery has been developed to obtain results with very high accuracy but requiring long and costly calculations.

Statistics, on the other hand, is mainly interested in the solution of a larger variety and more application oriented problems. Compared to prototypical systems studied in statistical mechanics, the corresponding models are therefore often smaller but less regular. The main practical problem consists in constructing adequate models. The models are usually not expected to allow very precise predictions. Hence, there is no need to achieve, by costly calculations, a numerical accuracy which is beyond the validity of the model. Needed are fast, flexible, and robust algorithms.

However, due to the increasing computing power becoming widely available, the gap between the two disciplines gets smaller. There is now a growing and seminal interaction between the two disciplines, like in the development of Monte Carlo methods or graphical models. Typical areas where methods of statistical mechanics can be applied easiest have a large amount of quantitative data of the same kind, organized on a one, two, or three dimensional grid with dependencies dominated by local interactions. This, for example, is the case in Bayesian image reconstruction or when predicting financial time series. As it becomes therefore important to understand the languages of both approaches we will discuss in the following the relations between concepts of statistics and statistical mechanics.

We begin with some remarks concerning the construction of probability distributions:

1. (Normalization constants or partition sums) The specification of a probability $p(x)$ starts with unnormalized numbers $Z(x)$. To ensure the normalization condition $\int dx p(x) = 1$ a normalization constant $Z = \int dx Z(x)$ has to be calculated. For simple systems like a dice this is easy. For large systems, like

in typical systems studied in statistical mechanics, this can be a highly non-trivial task. Thus, unnormalized functions $Z(x)$ instead of probabilities $p(x)$ are the natural starting point for large systems. Despite the fact that the Z are not probabilities because not normalized we will call them in the following ‘*unnormalized probabilities*’ or *partition sums*.

2. (Log-probabilities, information and energy) A large system is usually constructed out of simpler subsystems, with the probabilities of the subsystems combined by multiplication, according to $p(x_1, x_2) = p(x_1)p(x_2|x_1)$. Sums, however, are easier to handle than products and represent a somewhat more intuitive concept. So it is easier to deal with infinite sums, or in the continuous case, with integrals, than with infinite or continuous products. This means, that large systems are easier constructed in terms of *logarithms of probability* $\ln p(x)$. We will show in the following how *information* is related to expectations of the logarithmus of probabilities and *energy* to expectations of the logarithm of unnormalized probabilities Z .
3. (Conditional probabilities and disordered systems) Instead of directly constructing a complicated probability distribution $p(x)$ it is often easier to break $p(x)$ down in simpler parts. This is done by selecting conditions y under which $p(x|y)$ and $p(y)$ are relatively easy to specify. The total probability is then obtained by combining the alternatives y according to $p(x) = \int dy p(y)p(x|y)$. For example, it can be more easily to specify probabilities of symptoms for given specific diseases and probabilities of diseases than to write down directly a probability for the symptoms averaged over all diseases in one step. This, however, also means that due to the normalization requirements $\int dx P(x|y) = 1$, a normalization constant $Z(y)$ over x must be calculated for every y . In statistical mechanics such models are called *disordered systems*. Such averages over energy functions occur for example for spin glasses [40,18,46].

Thus, while statistics can often be formulated directly in terms of probabilities, statistical mechanics uses a formulation in terms of logarithms of unnormalized probabilities. In the following their relations to the concepts of energy and free energy will be discussed.

A.1. Probability

Especially for large and complex systems, it is convenient to work with the logarithm of ‘unnormalized probabilities’ instead directly with probabilities.

A.1.1. Normalization factors or partition sums

Let X be a random variable with possible values $x \in \mathcal{X}$ and assume a probability measure $p(A)$ defined on a σ -algebra of possible events \mathcal{A} being subsets of a set \mathcal{X} . The event x may be represented by a vector of real numbers.

Denoting unnormalized probabilities by $Z(x) \propto p(x)$ we write

$$p(x) = \frac{Z(x)}{Z(\mathcal{X})} \quad (137)$$

and for general events A with $A \subseteq \mathcal{X}$, i.e., including $A = \mathcal{X}$

$$Z(A) = \int_{x \in A} dx Z(x) \propto p(A) = \int_{x \in A} dx p(x), \quad p(A) = \frac{Z(A)}{Z(\mathcal{X})}. \quad (138)$$

Introducing a second random variable Y and using the compatible normalization

$$Z(y) = Z(\mathcal{X}, y) = \int dx Z(x, y) \propto p(y) = \int dx p(x, y) \quad (139)$$

gives

$$Z(\mathcal{X}, \mathcal{Y}) = \int dx \int dy z(x, y) = \int dy z(y) = Z(\mathcal{Y}) \quad (140)$$

and therefore

$$p(y) = \frac{Z(y)}{Z(\mathcal{Y})} = \frac{Z(y)}{Z(\mathcal{X}, \mathcal{Y})} \quad \text{and} \quad p(x|y) = \frac{p(x, y)}{p(y)} = \frac{Z(x, y)}{Z(y)}. \quad (141)$$

Choosing $Z(y)$ to be not equal but proportional to $Z(\mathcal{X}, y)$ one obtains

$$p(x|y) = \frac{p(x, y)}{p(y)} = \frac{Z(x, y) Z(\mathcal{Y})}{Z(y) Z(\mathcal{X}, \mathcal{Y})}. \quad (142)$$

In slight generalization of the language of statistical physics we call unnormalized probabilities Z also *partition sums*.

A.1.2. Log-probabilities, bit numbers, and free energies

Log-probabilities L are defined by

$$L(x) = \ln p(x), \quad p(x) = e^{L(x)} \quad (143)$$

and for $A \subseteq \mathcal{X}$

$$L(A) = \ln p(A), \quad p(A) = e^{L(A)}. \quad (144)$$

In terms of log-probabilities L a product like

$$p(x, y) = p(x)p(y|x) \quad (145)$$

becomes a sum

$$e^{L(x, y)} = e^{L(x) + L(x|y)}. \quad (146)$$

Log-probabilities are widely used in practice due to the fact that it is often more convenient to deal with sums than with products. Also the ‘quenching’ effect of the logarithm can be important in numerical calculations when $p(x)$ varies over several orders of magnitudes.

Common are especially negative log-probabilities b also called bit numbers

$$b(x) = -\ln p(x), \quad p(x) = e^{-b(x)} \quad (147)$$

and for $A \subseteq \mathcal{X}$

$$b(A) = -\ln p(A), \quad p(A) = e^{-b(A)}. \quad (148)$$

Analogously the *free energy* is defined for unnormalized probabilities Z by

$$F(x) = -\frac{1}{\beta} \ln Z(x), \quad Z(x) = Z(x|\beta) = e^{-\beta F(x)}, \quad p(x) = e^{-\beta(F(x)-F(\mathcal{X}))}. \quad (149)$$

and for $A \subseteq \mathcal{X}$

$$F(A) = -\frac{1}{\beta} \ln Z(A), \quad Z(A) = Z(A|\beta) = e^{-\beta F(A)}, \quad p(A) = e^{-\beta(F(A)-F(\mathcal{X}))}. \quad (150)$$

The dependency on β will in the following not always be denoted explicitly. For $x \in \mathcal{X}$ the factor $e^{-\beta F(x)}$ is also known as Boltzmann weight of x . The reasons for the introduction of the parameter β will be discussed later in detail.

A.2. Random variables

Information and energy are averages of special random variables. We discuss now their connection to bit numbers and free energy.

A.2.1. Averages

Recall the definition of an expectation or average of a random function $g(x)$ over \mathcal{X}

$$g_X = \langle g(x) \rangle_{\mathcal{X}} = \int dx p(x) g(x). \quad (151)$$

Analogously, we define an expectation over a subset $A \subseteq \mathcal{X}$

$$g_X(A) = \langle g(x, A) \rangle_A = \int dx p(x|A) g(x, A) = \int_{x \in A} dx \frac{p(x)}{p(A)} g(x, A) \quad (152)$$

using $p(x, A) = p(x)$ and $p(x|A) = p(x)/p(A)$ for $x \in A$. Using a second random variable Y this can be generalized to a conditional expectation of a random function $g(x, y)$ over event $Y = y$

$$g_X(y) = \langle g(x, y) \rangle_{\mathcal{X}|y} = \int dx p(x|y) g(x, y). \quad (153)$$

An average of form (152) is obtained by choosing in (153) a random variable Y taking the value y everywhere on A but not on its complement.

A.2.2. Information

A random variable C on \mathcal{X} corresponds to a function $C(x)$ defined for every $x \in \mathcal{X}$. A special example is a transformation T of $p(x)$ which defines a corresponding random variable by $C(x) = T(p(x))$ for $x \in \mathcal{X}$. We will call in the following C the canonical random variable of the transformation T on \mathcal{X} . Specifically, for every distribution $p(x)$ the corresponding bit number $b(x) = -\ln p(x)$ can be considered as random function with the property of being defined not only x - but $p(x)$ -dependent. The canonical random variable on \mathcal{X} for bit numbers, i.e., for the transformation $-\ln p(x)$, will be called *information* $I(x) = b(x) = -L(x)$. (For an axiomatic approach, properties of information and the definition of related quantities see for example [1,3,16].) Accordingly, Eqs.(147) can be written

$$I(x) = -\ln p(x), \quad p(x) = e^{-I(x)}. \quad (154)$$

Like any random variable the bit number or information $b(x)$ can be averaged over the whole set \mathcal{X} , over a subset $A \subseteq \mathcal{X}$, or conditioned on $Y = y$. One finds for the average or first moment of the bit number or information b the *average information* I_X

$$I_X(\mathcal{X}) = \langle b(x) \rangle_{\mathcal{X}} = -\langle \ln p(x) \rangle_{\mathcal{X}} \quad (155)$$

$$I_X(A) = \langle b(x) \rangle_A = -\langle \ln p(x) \rangle_A \quad (156)$$

$$I_X(y) = \langle b(x, y) \rangle_{x|y} = -\langle \ln p(x, y) \rangle_{x|y} \quad (157)$$

In Eq.(156) we used $b(x, A) = b(x)$ for $x \in A$ and $p(x|A) \ln p(x, A) = 0 \ln 0 = 0$ for $x \notin A$ and in Eq.(157) we allowed y -dependent $p(x, y)$. It follows in accordance with the definition from Eq.(156) for $A = \{x\}$ that $I_X(A = \{x\}) = I_X(x) = I(x) = b(x)$ or analogously $I_X(Y = X = x) = b(x, x) = b(x)$ from Eq.(157). While I and b coincide on events $x \in \mathcal{X}$, in general the difference between bit number and average information, i.e., the difference between transformed probability and expectations of the corresponding canonical random variable, is given by

$$\begin{aligned} I_X(y) - b(y) &= \langle b(x, y) \rangle_{x|y} - b(y) = -\langle \ln p(x, y) \rangle_{x|y} + \ln p(y) \\ &= -\left\langle \ln \frac{p(x, y)}{p(y)} \right\rangle_{x|y} = -\langle \ln p(x|y) \rangle_{x|y} = \langle b(x|y) \rangle_{x|y}. \end{aligned} \quad (158)$$

Defining the *entropy*

$$H_X(y) = \langle b(x|y) \rangle_{x|y} \quad (159)$$

this can be written

$$I_X(y) - b(y) = H_X(y). \quad (160)$$

including

$$I_X(A) - b(A) = H_X(A). \quad (161)$$

The relations $b(\mathcal{X}) = 0$ and $I_X(x) = b(x)$ yield the special cases

$$H_X(\mathcal{X}) = I_X(\mathcal{X}), \quad H_X(x) = 0. \quad (162)$$

A.2.3. Energy

In the same way as $b(x)$ also $F(x)$ may be interpreted as random variable on \mathcal{X} called *energy* $E(x) = F(x)$. (E is also called (euclidean) *action* in field theory). Hence, energy is the canonical random variable of the transformation $-\frac{1}{\beta} \ln(Z(\mathcal{X})p(x))$, and one can write for Eqs.(149)

$$E(x) = -\frac{1}{\beta} \ln Z(x), \quad Z(x) = Z(x|\beta) = e^{-\beta E(x)}, \quad p(x) = e^{-\beta(E(x)-F(\mathcal{X}))}. \quad (163)$$

In general βF can be decomposed into $\beta F = \sum_i \alpha_i E_i$. (This is the case, for example, in the grand canonical ensemble of statistical physics where, compared to the canonical ensemble, a component corresponding to the particle number is added.)

The analogue of average informations I are then averages of the energy $E(x) = F(x)$ called *average energies* E_X

$$E_X(\mathcal{X}) = \langle F(x) \rangle_x = -\frac{1}{\beta} \langle \ln Z(x) \rangle_x \quad (164)$$

$$E_X(A) = \langle F(x) \rangle_A = -\frac{1}{\beta} \langle \ln Z(x) \rangle_A, \quad (165)$$

$$E_X(y) = \langle F(x, y) \rangle_{x|y} = -\frac{1}{\beta} \langle \ln Z(x, y) \rangle_{x|y}. \quad (166)$$

It follows in accordance with the definition from Eq.(165) for $A = \{x\}$ that $E_X(A = \{x\}) = E_X(x) = E(x) = F(x)$ or analogously $E_X(Y = X = x) = F(x, x) = F(x)$ from Eq.(166). We will skip the subscripts X in the following. While free energy and energy coincide on events $x \in \mathcal{X}$ in general their difference is given by

$$\begin{aligned} \beta E(y) - \beta F(y) &= -\langle \ln Z(x, y) \rangle_{x|y} + \ln Z(y) \\ &= -\left\langle \ln \frac{Z(x, y)}{Z(y)} \right\rangle_{x|y} = -\left\langle \ln \left(p(x|y) \frac{Z(\mathcal{Y})}{Z(\mathcal{X}, \mathcal{Y})} \right) \right\rangle_{x|y}. \end{aligned} \quad (167)$$

Choosing

$$F(y) = -\frac{1}{\beta} \ln Z(y) = -\frac{1}{\beta} \ln \int dx e^{-\beta F(x, y)} \quad (168)$$

i.e.,

$$Z(y) = Z(\mathcal{X}, y) = \int dx Z(x, y) \quad (169)$$

it follows

$$Z(\mathcal{Y}) = \int dy Z(y) = \int dx \int dy Z(x, y) = Z(\mathcal{X}, \mathcal{Y}). \quad (170)$$

Therefore

$$-\langle \ln Z(x, y) \rangle_{x|y} + \ln Z(y) = -\langle \ln p(x|y) \rangle_{x|y} \quad (171)$$

and

$$\langle F(x, y) \rangle_{x|y} - F(y) = \frac{1}{\beta} \langle b(x|y) \rangle_{x|y}. \quad (172)$$

Assuming $F(x|y)$ here to be defined as

$$F(x|y) = -\frac{1}{\beta} \ln \frac{Z(x, y)}{Z(y)} = -\frac{1}{\beta} \ln \frac{e^{-\beta F(x, y)}}{e^{-\beta F(y)}} = -\frac{1}{\beta} \ln \frac{e^{-\beta F(x, y)}}{\int dx e^{-\beta F(x, y)}}, \quad (173)$$

i.e.,

$$Z(x|y) = \frac{Z(x, y)}{Z(y)} = p(x|y), \quad (174)$$

one can also write for Eq.(172)

$$\langle F(x, y) \rangle_{x|y} - F(y) = \langle F(x|y) \rangle_{x|y}, \quad (175)$$

parallelizing the corresponding equation(158) for bit numbers or informations b . Using the definitions of entropy $H(y) = \langle b(x|y) \rangle_{x|y}$ and energy $E(y) = \langle F(x, y) \rangle_{x|y}$ Eq.(172) states that the β -scaled difference between energy and free energy is the entropy

$$\beta E(y) - \beta F(y) = H(y). \quad (176)$$

This is a generalization of the well known relation of statistical physics

$$\beta E(\mathcal{X}) - \beta F(\mathcal{X}) = H(\mathcal{X}), \quad (177)$$

where the argument \mathcal{X} is usually skipped.

The following table summarizes some of the relations (recall that the variable y in the table can be replaced by $x \in \mathcal{X}$ or $A \subseteq \mathcal{X}$ and note that for $Z = \beta = 1$ free energy and energy become identical to bit number and information):

Transformed probability	Averages of canonical random variable	Difference
bit number $b(y) = -\ln p(y)$	information $I(y) = -\langle \ln p(x) \rangle_{x y}$	entropy $H(y) = -\langle \ln p(x y) \rangle_{x y}$ $= I(y) - b(y)$
free energy $F(y) = -\frac{1}{\beta} \ln Z(y)$	energy $E(y) = -\frac{1}{\beta} \langle \ln Z(x) \rangle_{x y}$	entropy $H(y) = -\langle \ln p(x y) \rangle_{x y}$ $= \beta(E(y) - F(y))$

A.3. Temperature and external fields

Now we look at the role of the parameter β . Its inverse $T = 1/\beta$ is called *temperature* in statistical mechanics. The parameter β can also be interpreted as an *external source or field* coupling to the conjugated random variable energy. The energy can thereby be subdivided into several components E_i with corresponding conjugated β_i . One β_i , for example, can be proportional to a magnetic field h (or chemical potential, pressure, \dots) coupling to a magnetic moment $E_i = M$ (or particle number, volume, \dots). Also the calculation of moments or cumulants of other random variables is often facilitated by introducing an external source coupling to that variable.

We will discuss the following roles of β :

1. β is Lagrange parameter determining the expectation of the energy $\langle E \rangle = \int dx p(x)E(x)$. Its variation defines an exponential family.
2. β is a homotopy parameter used by annealing methods, interpolating between easy and difficult to solve problems.
3. β represents an external source or field coupling to the energy. The cumulants of E can be obtained as responses to a changing external field, i.e., as derivatives of $\ln Z$ with respect to β . For example, $\langle E \rangle_x = -(\partial/\partial\beta) \ln Z(\mathcal{X})$.

A.3.1. Maximum entropy and Boltzmann–Gibbs distributions

It is well known that minimizing the entropy and fixing normalization condition $\int dx p(x) = 1$ and expectations $\int dx p(x)E_i(x) = E_i(\mathcal{X})$ by the Lagrange multiplier method yield Boltzmann–Gibbs (or generalized canonical) distributions. Indeed, adding the constraints with Lagrange multipliers α_i and setting to zero the functional derivative of

$$H(y) - \sum_{i=1} \alpha_i E_i(y) - \alpha_0 \langle 1 \rangle_{x|y} \quad (178)$$

$$= - \int dx \left(p(x|y) \ln p(x|y) - \sum_{i=1} \alpha_i E_i(x, y) p(x|y) - \alpha_0 p(x|y) \right), \quad (179)$$

with respect to $p(x|y)$

$$0 = \frac{\delta}{\delta p(x|y)} \left(H(y) - \sum_{i=1} \alpha_i E_i(y) - \alpha_0 \langle 1 \rangle_{\mathcal{X}|y} \right) \quad (180)$$

$$= -\ln p(x|y) - 1 - \sum_{i=1} \alpha_i E_i(x, y) - \alpha_0, \quad (181)$$

one finds

$$p(x|y) = e^{-\sum_{i=1} \alpha_i E_i(x, y) - \alpha_0 - 1} = \frac{e^{-\beta F(x|y)}}{Z(\mathcal{X}|y)}, \quad (182)$$

with

$$\sum_{i=1} \alpha_i E_i(x, y) = \beta E(x, y) = \beta F(x|y) \quad \text{and} \quad Z(\mathcal{X}|y) = e^{\alpha_0 + 1}. \quad (183)$$

For $p(x|y) = p(x)$ this gives Eq.(163). Thus any probability distribution $p(x)$ can be seen as result of a maximum entropy procedure with normalization constraint and fixed expectation of the energy $E(x)$.

A.3.2. Annealing methods

The Lagrange multiplier β , respectively the temperature $T = 1/\beta$, determines the average energy. Introduction of several Lagrange multipliers allows the fixation of several components E_i of $E(x)$. Varying β defines an exponential family with canonical parameter β and canonical statistic E . In the high temperature limit $T \rightarrow \infty$, i.e., $\beta \rightarrow 0$, all $p(x)$ become equal. In the low temperature limit $T \rightarrow 0$, i.e., $\beta \rightarrow \infty$, only events x^* with maximal $p(x^*) \geq p(x)$, $\forall x \in \mathcal{X}$ survive, while all other events x with $p(x) < p(x^*)$, $\exists x^* \in \mathcal{X}$ are damped exponentially with decreasing temperature. The temperature dependency is used by annealing methods which are specific realizations of general homotopy or parameter continuation methods and very important in practice [31,40,54,66]. They solve a difficult (e.g. multimodal) problem at finite or zero temperature by beginning with an easier (e.g. convex) high temperature problem and then slowly decrease the temperature.

A.3.3. Generating functions

Moments or cumulants of random variables can often be conveniently calculated by the use of generating functions. The n th moment M_n of a random function $g(x)$, with $E(x)$ being a special case, is the expectation of its n th power

$$M_n(g) = \langle g^n(x) \rangle_{\mathcal{X}}, \quad \text{e.g.} \quad M_n(E) = \langle E^n(x) \rangle_{\mathcal{X}}. \quad (184)$$

For a vector valued function g with components g_i (e.g. E_i), $i \in \mathcal{I}$ the moments become the functions (*unconnected correlation functions*)

$$M_{i_1, i_2, \dots, i_n} = \langle g_{i_1}(x) g_{i_2}(x) \cdots g_{i_n}(x) \rangle_{\mathcal{X}}. \quad (185)$$

The *cumulants* (or *connected correlation functions*) are given by [42]

$$C_{i_1, i_2, \dots, i_n} = \sum_{\mathcal{P}} (-1)^{m-1} (m-1)! M_{j_1, j_2, \dots, j_{p_1}} M_{k_1, k_2, \dots, k_{p_2}} \cdots M_{l_1, l_2, \dots, l_{p_m}} \quad (186)$$

with inverse

$$M_{i_1, i_2, \dots, i_n} = \sum_{\mathcal{P}} C_{j_1, j_2, \dots, j_{p_1}} C_{k_1, k_2, \dots, k_{p_2}} \cdots C_{l_1, l_2, \dots, l_{p_m}} \quad (187)$$

where \mathcal{P} denotes a partition of the n indices into non-empty subsets and m is the number of factors in the summand and one takes $C_0 = 0$. For a small number m of components i moments and cumulants may be more conveniently indexed by ‘‘occupation numbers’’ n_i

$$M_{(n_1, n_2, \dots, n_m)} = \langle g_1^{n_1}(x) g_2^{n_2}(x) \cdots g_m^{n_m}(x) \rangle_x \quad (188)$$

For scalar function g , i.e., in the one component case $\mathcal{I} = \{1\}$, we will write the n th moment $M_{1,1,\dots,1} = M_{(n)} = M_n$ and n th cumulant $C_{1,1,\dots,1} = C_{(n)} = C_n$, skipping the bracket for the sake of simplicity. Hence, for a scalar g

$$M_0 = 1, \quad M_1 = C_1, \quad M_2 = C_2 + (C_1)^2, \quad M_3 = C_3 + 3C_2C_1 + (C_1)^3, \quad (189)$$

$$C_0 = 0, \quad C_1 = M_1, \quad C_2 = M_2 - (M_1)^2, \quad C_3 = M_3 - 3M_2M_1 + 2(M_1)^3, \quad (190)$$

where the second cumulant is the well known variance. Unlike moments, the cumulants are additive for independent subsystems, i.e., $p(x_1, x_2) = p(x_1)p(x_2) \Rightarrow C_n(p(x_1, x_2)) = C_n(p(x_1)) + C_n(p(x_2))$. Another significant property of cumulants is the possibility to set consistently $C_n = 0$ for all $n > 2$ (for Gaussian distributions), which is not possible for moments. If, however, one $C_n \neq 0$ for $n > 2$ then automatically an infinite number of other C_m do also not vanish (See for example [20]). For a multidimensional Gaussian distribution with vanishing means $M_i = 0$ Eq.(187) reduces to a sum over two-point connected correlation functions (or propagators) C_{ij}

$$M_{i_1, i_2, \dots, i_{2n}} = \sum_{\text{Pairings}} C_{j_1, k_1} C_{j_2, k_2} \cdots C_{j_n, k_n} \quad (191)$$

This relation is known as Wick’s theorem.

For a scalar function $g(x)$ the *moment generating function* is given by

$$M(\gamma) = \frac{Z(\gamma)}{Z} = \langle e^{\gamma g(x)} \rangle_x = \int dx p(x) e^{\gamma g(x)} = \frac{1}{Z} \int dx e^{-\beta E(x) + \gamma g(x)} = \sum_{n=0}^{\infty} \frac{\gamma^n}{n!} M_n, \quad (192)$$

with

$$Z(\gamma) = \int dx e^{-\beta E(x) + \gamma g(x)}. \quad (193)$$

For vector g (with discrete or continuous index set \mathcal{I} one has $\gamma g = \sum_i \gamma_i g_i$ (or $\int di$ for continuous i) and $\gamma^n M_n$ has to be understood as $\langle (\sum_i \gamma_i g_i(x))^n \rangle_x$, i.e.,

$$\begin{aligned} M(\gamma) &= \left\langle e^{\sum_i \gamma_i g_i(x)} \right\rangle_x = \sum_{n=0}^{\infty} \frac{1}{n!} \left\langle \left(\sum_i \gamma_i g_i(x) \right)^n \right\rangle_x \\ &= \sum_{n=0}^{\infty} \sum_{n_1, \dots, n_m}^n \delta\left(\sum_i n_i - n\right) \frac{\gamma_1^{n_1} \cdots \gamma_m^{n_m}}{n_1! n_2! \cdots n_m!} M_{(n_1, n_2, \dots, n_m)}, \\ &= \sum_{n=0}^{\infty} \frac{1}{n!} \sum_{i_1, \dots, i_n}^m \gamma_{i_1} \cdots \gamma_{i_n} M_{i_1, i_2, \dots, i_n}. \end{aligned} \quad (194)$$

It is easy to verify that the moments can be obtained by

$$\begin{aligned} \frac{\partial^n}{\partial \gamma^n} M(\gamma) \Big|_{\gamma=0} &= \frac{\partial^n}{\partial \gamma^n} \left\langle e^{\gamma g(x)} \right\rangle_x \Big|_{\gamma=0} \\ &= \left\langle \frac{\partial^n}{\partial \gamma^n} e^{\gamma g(x)} \right\rangle_x \Big|_{\gamma=0} = \left\langle g^n(x) e^{\gamma g(x)} \right\rangle_x \Big|_{\gamma=0} = \langle g^n(x) \rangle_x = M_n(g). \end{aligned} \quad (195)$$

or in the multidimensional case

$$\frac{\partial^n}{\partial \gamma_{i_1} \cdots \partial \gamma_{i_n}} M(\gamma) \Big|_{\gamma=0} = \frac{\partial^n}{\partial \gamma_{i_1} \cdots \partial \gamma_{i_n}} \left\langle e^{\sum_i \gamma_i g_i(x)} \right\rangle_x \Big|_{\gamma=0} = M_{i_1, i_2, \dots, i_n}(g). \quad (196)$$

The cumulants are generated by differentiating the logarithm $\ln M(\gamma) = C(\gamma)$

$$\frac{\partial^n}{\partial \gamma^n} C(\gamma) \Big|_{\gamma=0} = \frac{\partial^n}{\partial \gamma^n} \ln \left\langle e^{\gamma g(x)} \right\rangle_x \Big|_{\gamma=0} = C_n(g) \quad (197)$$

$$\frac{\partial^n}{\partial \gamma_{i_1} \cdots \partial \gamma_{i_n}} C(\gamma) \Big|_{\gamma=0} = \frac{\partial^n}{\partial \gamma_{i_1} \cdots \partial \gamma_{i_n}} \ln \left\langle e^{\sum_i \gamma_i g_i(x)} \right\rangle_x \Big|_{\gamma=0} = C_{i_1, i_2, \dots, i_n}(g). \quad (198)$$

Hence, $C(\gamma)$ is the *cumulant generating function* with Taylor expansion around $\gamma = 0$

$$C(\gamma) = \ln M(\gamma) = \ln \left\langle e^{\gamma g(x)} \right\rangle_x = \sum_{n=0}^{\infty} \frac{\gamma^n}{n!} C_n(g), \quad (199)$$

or in the multidimensional case

$$C(\gamma) = \ln \left\langle e^{\sum_i \gamma_i g_i(x)} \right\rangle_x = \sum_{n=0}^{\infty} \frac{1}{n!} \sum_{i_1, \dots, i_n} \gamma_{i_1} \cdots \gamma_{i_n} C_{i_1, i_2, \dots, i_n}. \quad (200)$$

Analogous to β the parameter γ can be thought as an external source or field (e.g., a magnetic field) coupling to g . Even if a field γ is not present in ‘reality’ the cumulants can still be calculated as derivatives at $\gamma = 0$. If a nonzero field γ_0 is present we can incorporate $\gamma_0 g$ in a new energy $-\beta E = -\beta' E' + \gamma_0 g$ replacing a given $\beta' E'$ and proceed as before. Because sometimes useful, especially to obtain the Legendre transform of C , we will give in the following some of the formulae explicitly for nonzero field γ_0 . Assuming that derivatives and integration can be interchanged one has

$$\frac{\partial^n}{\partial \gamma^n} M(\gamma) \Big|_{\gamma=\gamma_0} = \frac{\partial^n}{\partial \gamma^n} \langle e^{\gamma g(x)} \rangle_x \Big|_{\gamma=\gamma_0} = \langle g^n(x) e^{\gamma_0 g(x)} \rangle_x = \frac{Z(\gamma_0)}{Z} M_{n,\gamma_0}(g). \quad (201)$$

Including the γ_0 -term in the expectation $\langle \dots \rangle_{x|\gamma_0}$ we find for

$$M_{\gamma_0}(\gamma) = \frac{Z(\gamma)}{Z(\gamma_0)} = \frac{M(\gamma)}{M(\gamma_0)} = \langle e^{(\gamma-\gamma_0)g} \rangle_{x|\gamma_0} \quad (202)$$

as derivatives

$$\begin{aligned} \frac{\partial^n}{\partial \gamma^n} M_{\gamma_0}(\gamma) \Big|_{\gamma=\gamma_0} &= \frac{\partial^n}{\partial \gamma^n} \frac{Z(\gamma)}{Z(\gamma_0)} \Big|_{\gamma=\gamma_0} = \frac{\partial^n}{\partial \gamma^n} \left(\frac{\int dx e^{-\beta E(x) + \gamma g(x)}}{\int dx e^{-\beta E(x) + \gamma_0 g(x)}} \right) \Big|_{\gamma=\gamma_0} \\ &= \langle g^n e^{(\gamma-\gamma_0)g} \rangle_{x|\gamma_0} \Big|_{\gamma=\gamma_0} = \langle g^n(x) \rangle_{x|\gamma_0} = M_{n,\gamma_0}(g). \end{aligned} \quad (203)$$

Cumulants for nonzero fields are generated by $C_{\gamma_0} = \ln M_{\gamma_0}$

$$\frac{\partial^n}{\partial \gamma^n} C_{\gamma_0}(\gamma) \Big|_{\gamma=\gamma_1} = \frac{\partial^n}{\partial \gamma^n} \ln \langle e^{(\gamma-\gamma_0)g(x)} \rangle_{x|\gamma_0} \Big|_{\gamma=\gamma_1} = C_{n,\gamma_1}(g), \quad (204)$$

where $\gamma_1 = \gamma_0$ is possible. Because an additive constant does not change the derivatives of a cumulant generating function also $C(\gamma) = \ln M(\gamma) = \ln M_{\gamma_0}(\gamma) + \ln Z(\gamma_0) - \ln Z(\gamma) = \ln M_{\gamma_0}(\gamma) + \ln M(\gamma_0)$ can be used as cumulant generating function for $\gamma_0 \neq 0$. The expansion of the generating functions M_{γ_0} and C_{γ_0} around γ_0 in powers of $(\gamma - \gamma_0)$ becomes

$$M_{\gamma_0}(\gamma) = \langle e^{(\gamma-\gamma_0)g(x)} \rangle_{x|\gamma_0} = \sum_{n=0}^{\infty} \frac{(\gamma - \gamma_0)^n}{n!} M_{n,\gamma_0}(g), \quad (205)$$

$$\begin{aligned} C_{\gamma_0}(\gamma) &= \ln M(\gamma) = \ln \langle e^{(\gamma-\gamma_0)g(x)} \rangle_{x|\gamma_0} \\ &= \sum_{n=0}^{\infty} \frac{(\gamma - \gamma_0)^n}{n!} C_{n,\gamma_0}(g) = \sum_{n=0}^{\infty} \frac{(\gamma - \gamma_1)^n}{n!} C_{n,\gamma_1}(g), \end{aligned} \quad (206)$$

and analogously for the multidimensional case. Moments and cumulants for different fields γ_0 and γ_1 are related according to

$$M_{n,\gamma_0} = \frac{Z(\gamma_1)}{Z(\gamma_0)} \frac{\partial^n}{\partial \gamma^n} M_{\gamma_1}(\gamma) \Big|_{\gamma=\gamma_0} = \frac{\langle g^n e^{(\gamma_0-\gamma_1)g} \rangle_{x|\gamma_1}}{\langle e^{(\gamma_0-\gamma_1)g} \rangle_{x|\gamma_1}} = \frac{\sum_{m=0}^{\infty} \frac{(\gamma_0-\gamma_1)^m}{m!} M_{m+n,\gamma_1}}{\sum_{k=0}^{\infty} \frac{(\gamma_0-\gamma_1)^k}{k!} M_{k,\gamma_1}}, \quad (207)$$

and

$$C_{n,\gamma_0} = \frac{\partial^n}{\partial \gamma^n} C_{\gamma_1}(\gamma) \Big|_{\gamma=\gamma_0} = \sum_{m=0}^{\infty} \frac{(\gamma_0-\gamma_1)^m}{m!} C_{m+n,\gamma_1}, \quad (208)$$

i.e., for the difference

$$\Delta C_n(\gamma_0, \gamma_1) = C_{n,\gamma_0} - C_{n,\gamma_1} = \sum_{m=1}^{\infty} \frac{(\gamma_0-\gamma_1)^m}{m!} C_{m+n,\gamma_1}. \quad (209)$$

Because inverse temperature β can be regarded as a special nonzero field, the moments and cumulants of the energy can be obtained by

$$\frac{\partial^n}{\partial (-\beta)^n} Z = Z M_n(E) \quad (210)$$

$$\frac{\partial^n}{\partial (-\beta)^n} \ln Z = C_n(E) \quad (211)$$

like

$$\frac{\partial^2}{\partial (-\beta)^2} \ln Z = C_2(E) = \langle E^2(x) \rangle_x - \langle E(x) \rangle_x^2. \quad (212)$$

The generalization to the multidimensional case is analogous to Eqs.(194), (196). Equations for the second cumulants connecting the derivative with respect to an external field (response, dissipation) with a variance (fluctuation) are also known under the name dissipation–fluctuation theorems.

Moments of a function g of x can be expressed by moments of $\Delta x = x - x_0$ by expanding $g(x)$ around x_0

$$g(x) = \sum_{n=0}^{\infty} \frac{(x-x_0)^n}{n!} \frac{\partial^n}{\partial x^n} g(x) \Big|_{x=x_0} = e^{\langle \Delta x | \nabla' \rangle} g(x') \Big|_{x'=x_0} = e^{\langle \Delta x | \nabla \rangle} g(x_0), \quad (213)$$

with gradient $\nabla' g(x') = (\partial/\partial x')g(x') = g^{(1)}(x')$, and $(\nabla')^n g(x') = (\partial^n/\partial (x')^n)g(x') = g^{(n)}(x')$. We understand here and in the following the expression $e^{\langle \Delta x | \nabla \rangle}$ or $\langle \Delta x | \nabla \rangle^n$ to be “normal ordered”, meaning that the derivatives act only to the

right and not on Δx . Analogously in the multidimensional case for example $\nabla^2 = \Delta$ creates the Hessian matrix. This yields,

$$M_n = \langle g(x) \rangle_x = \left\langle g(x_0) + \Delta x g^{(1)}(x_0) + \frac{(\Delta x)^2}{2} g^{(2)}(x_0) + \dots \right\rangle_x \quad (214)$$

$$= \left\langle e^{\langle \Delta x | \nabla \rangle} g(x_0) \right\rangle_x = g(x_0) + \langle \Delta x \rangle_x g^{(1)}(x_0) + \frac{\langle (\Delta x)^2 \rangle_x}{2} g^{(2)}(x_0) + \dots \quad (215)$$

We have seen that an expansion in moments or cumulants depends on the the choice of γ_0 or, equivalently, on the splitting of the x -dependent terms in one term $-\beta E(x)$ which defines an expectation $\langle \dots \rangle_x$ and a field term $\gamma g(x)$. Thus, there is a practically important freedom in choosing different moment or cumulant expansions as approximations for the same exponential. Assume for example that moments for $p'(x) \propto e^{-\beta' E'(x)}$ can be easily calculated. For $-\beta E = -\beta' E' + \gamma g(x)$ we can then write Eq.(207) for an expectation $\langle \dots \rangle_x$ of a function $q(x)$ under $p(x) \propto e^{-\beta E(x)}$

$$\langle q(x) \rangle_x = \langle q e^{\gamma g} \rangle_x' \frac{Z'}{Z} = \frac{\langle q e^{\gamma g} \rangle_x'}{\langle e^{\gamma g} \rangle_x'} = \frac{\langle q (1 + \gamma g + \dots) \rangle_x'}{\langle 1 + \gamma g + \dots \rangle_x'}, \quad (216)$$

with $Z' = \int dx e^{-\beta' E'(x)}$ and $\langle \dots \rangle_x' = \int dx p'(x) \dots$. By expansion around x_0 this can also be expressed in terms of moments of Δx

$$\langle q(x) \rangle_x = \frac{e^{\gamma g(x_0)} \left(q(x_0) + \langle \Delta x \rangle_{x,(\gamma)}' \left(q^{(1)}(x_0) + q(x_0) \gamma g^{(1)}(x_0) \right) + \dots \right)}{e^{\gamma g(x_0)} \left(1 + \langle \Delta x \rangle_{x,(\gamma)}' \gamma g^{(1)}(x_0) + \dots \right)}, \quad (217)$$

where the prefactor cancels. This is the basis of saddle point approximation (or loop expansion) which will be discussed in Section B.3 and also the basis of importance sampling in Monte Carlo calculations [7,8,21,43].

To obtain equations which go beyond a cumulant expansion it is useful to consider the Legendre transform of $C(\gamma)$. The *Legendre transform* (or *effective action*) $\Gamma(\phi)$ of $C(\gamma)$ is defined by requiring [53,68]

$$\Gamma(\phi) + C(\gamma) - \sum_i \gamma_i \phi_i, \quad (218)$$

to be stationary with respect to variations of fields γ_i (coupling to g_i) at ϕ fixed. (We may remark here that $C(\gamma)$ and thus its Legendre transform Γ depends on the choice of g_i . A typical case is $g_i = x_i$.) This means

$$\frac{\partial C(\gamma)}{\partial \gamma_i} = \phi_i = \langle g \rangle_{x|\gamma} = C_{i,\gamma}, \quad (219)$$

using also that C is the cumulant generating function. Using the chain rule one finds by differentiating functional (218) with respect to ϕ_i

$$\frac{\partial \Gamma(\phi)}{\partial \phi_i} = - \sum_i \frac{\partial C(\gamma)}{\partial \gamma_i} \frac{\partial \gamma_i}{\partial \phi_i} + \gamma_i + \sum_i \phi_i \frac{\partial \gamma_i}{\partial \phi_i}, \quad (220)$$

and thus with Eq.(219)

$$\frac{\partial \Gamma(\phi)}{\partial \phi_i} = \gamma_i. \quad (221)$$

Now set

$$\Gamma(\phi) = \sum_{n=1}^{\infty} \frac{1}{n!} \sum_{i_1, \dots, i_n} \Gamma_{i_1, \dots, i_n} \Delta C_{i_1} \cdots \Delta C_{i_n}, \quad (222)$$

with $\Delta C_i = C_{i, \gamma} - C_i = \phi_i - C_i$. This defines the (*proper*) *vertex functions* Γ_{i_1, \dots, i_n} for which

$$\Gamma_{i_1, \dots, i_n} = \left. \frac{\partial^n \Gamma}{\partial \phi_{i_1} \cdots \partial \phi_{i_n}} \right|_{\gamma=0} = \left. \frac{\partial^{n-1} \gamma_{i_n}(\phi)}{\partial \phi_{i_1} \cdots \partial \phi_{i_{n-1}}} \right|_{\gamma=0}, \quad (223)$$

using Eq.(221) and noting that $\Delta C = 0$ if $\gamma = 0$. Inverting the multidimensional version of Eq(209) (setting $\gamma_1 = 0$) to obtain $\gamma_i(\phi)$ in terms of ΔC_i , and defining *amputated correlation functions*

$$A_{i_1, \dots, i_n} = \sum_{j_1, \dots, j_n} C_{i_1, j_1}^{-1} \cdots C_{i_n, j_n}^{-1} C_{j_1, \dots, j_n}, \quad (224)$$

one finds

$$\Gamma_{i_1} = 0, \quad (225)$$

$$\Gamma_{i_1, i_2} = C_{i_1, i_2}^{-1}, \quad (226)$$

$$\Gamma_{i_1, i_2, i_3} = -A_{i_1, i_2, i_3}, \quad (227)$$

$$\begin{aligned} \Gamma_{i_1, i_2, i_3, i_4} = & -A_{i_1, i_2, i_3, i_4} + \sum_{i, j} (A_{i_1, i_2, i} C_{i, j} A_{j, i_3, i_4} \\ & + A_{i_1, i_3, i} C_{i, j} A_{j, i_2, i_4} + A_{i_1, i_4, i} C_{i, j} A_{j, i_2, i_3}), \end{aligned} \quad (228)$$

...

These equations can easily be inverted

$$C_{i_1, i_2} = \Gamma_{i_1, i_2}^{-1}, \quad (229)$$

$$A_{i_1, i_2, i_3} = -\Gamma_{i_1, i_2, i_3}, \quad (230)$$

$$\begin{aligned} A_{i_1, i_2, i_3, i_4} = & -\Gamma_{i_1, i_2, i_3, i_4} + \sum_{i, j} (\Gamma_{i_1, i_2, i} C_{i, j} \Gamma_{j, i_3, i_4} \\ & + \Gamma_{i_1, i_3, i} C_{i, j} \Gamma_{j, i_2, i_4} + \Gamma_{i_1, i_4, i} C_{i, j} \Gamma_{j, i_2, i_3}), \end{aligned} \quad (231)$$

...

Often it is only possible to find (full or perturbed) vertex functions Γ_{i_1, \dots, i_n} by expanding around known vertex functions $\Gamma_{i_1, \dots, i_n}^0$ for a solvable (reference or unperturbed) system. For example, Eq.(226) can be reformulated in terms of the “self energy” being the difference between perturbed and unperturbed two point vertex functions

$$(\Sigma)_{i_1, i_2} = \Gamma_{i_1, i_2} - \Gamma_{i_1, i_2}^0. \quad (232)$$

This results in

$$C_{i_1, i_2} = C_{i_1, i_2}^0 - \sum_{j, k} C_{i_1, j}^0 (\Sigma)_{j, k} C_{k, i_2}, \quad (233)$$

which expresses the full connected two point correlation function C_{i_1, i_2} in terms of an unperturbed C_{i_1, i_2}^0 . An approximation ($\hat{\Sigma}$) for the self energy can be obtained for example by perturbation theory with respect to the unperturbed reference system. Then a corresponding self-consistent solution \hat{C}_{i_1, i_2} can be found by iteration according to

$$\hat{C}_{i_1, i_2} = C_{i_1, i_2}^0 - \sum_{j, k} C_{i_1, j}^0 (\hat{\Sigma})_{j, k} C_{k, i_2}^0 + \sum_{j, k, l, m} C_{i_1, j}^0 (\hat{\Sigma})_{j, k} C_{k, l}^0 (\hat{\Sigma})_{l, m} C_{m, i_2}^0. \quad (234)$$

The following two Tables show generating functions for nonzero field β or γ_0 , respectively

generating function	derivatives
$Z = \int dx e^{-\beta E(x)}$	$\frac{\partial^n}{\partial(-\beta')^n} Z(\beta') \Big _{\beta'=\beta} = Z M_n(E)$
$\ln Z = \ln \int dx e^{-\beta E(x)}$	$\frac{\partial^n}{\partial(-\beta')^n} \ln Z(\beta') \Big _{\beta'=\beta} = C_n(E)$
$Z(\gamma) = \int dx e^{-\beta E(x)+\gamma g(x)}$	$\frac{\partial^n}{\partial\gamma^n} Z(\gamma) \Big _{\gamma=\gamma_0} = Z(\gamma_0) M_{n,\gamma_0}(g)$
$\ln Z(\gamma) = \ln \int dx e^{-\beta E(x)+\gamma g(x)}$	$\frac{\partial^n}{\partial\gamma^n} \ln Z(\gamma) \Big _{\gamma=\gamma_0} = C_{n,\gamma_0}(g)$
$M(\gamma) = \frac{Z(\gamma)}{Z} = \langle e^{\gamma g(x)} \rangle_x$	$\frac{\partial^n}{\partial\gamma^n} M(\gamma) \Big _{\gamma=\gamma_0} = M(\gamma_0) M_{n,\gamma_0}(g)$
$C(\gamma) = \ln M(\gamma) = \ln \langle e^{\gamma g(x)} \rangle_x$	$\frac{\partial^n}{\partial\gamma^n} C(\gamma) \Big _{\gamma=\gamma_0} = C_{n,\gamma_0}(g)$
$M_{\gamma_0}(\gamma) = \frac{Z(\gamma)}{Z(\gamma_0)} = \langle e^{(\gamma-\gamma_0)g(x)} \rangle_{x \gamma_0}$	$\frac{\partial^n}{\partial\gamma^n} M_{\gamma_0}(\gamma) \Big _{\gamma=\gamma_0} = M_{n,\gamma_0}(g)$
$C_{\gamma_0}(\gamma) = \ln M_{\gamma_0}(\gamma) = \ln \langle e^{(\gamma-\gamma_0)g(x)} \rangle_{x \gamma_0}$	$\frac{\partial^n}{\partial\gamma^n} C_{\gamma_0}(\gamma) \Big _{\gamma=\gamma_1} = C_{n,\gamma_1}(g)$

and for zero field

generating function	derivatives
$Z(\gamma) = \int dx e^{-\beta E(x)+\gamma g(x)}$	$\frac{\partial^n}{\partial\gamma^n} Z(\gamma) \Big _{\gamma=0} = Z M_n(g)$
$\ln Z(\gamma) = \ln \int dx e^{-\beta E(x)+\gamma g(x)}$	$\frac{\partial^n}{\partial\gamma^n} \ln Z(\gamma) \Big _{\gamma=0} = C_n(g)$
$M(\gamma) = \frac{Z(\gamma)}{Z} = \langle e^{\gamma g(x)} \rangle_x$	$\frac{\partial^n}{\partial\gamma^n} M(\gamma) \Big _{\gamma=0} = M_n(g)$
$C(\gamma) = \ln M(\gamma) = \ln \langle e^{\gamma g(x)} \rangle_x$	$\frac{\partial^n}{\partial\gamma^n} C(\gamma) \Big _{\gamma=0} = C_n(g)$

A.4. Conditional probabilities and disordered systems

We already discussed that it is often useful to look for conditions under which the energy is easy to specify and to combine the different possible conditions in a second step to obtain the complete probability. Thus, a joint probability $p(x, y)$ can be specified either by a ‘joint’ (or annealed) energy function $E(x, y)$ with conjugated joint (or annealed) temperature $1/\beta$ or a conditional (or quenched) energy $E(x|y)$ with conjugated conditional (or quenched) temperatures $B(y)$ and a mixture energy $E(y)$ with mixture temperature b . Hence,

$$p(x, y) = \frac{e^{-\beta E(x, y)}}{Z(\mathcal{X}, \mathcal{Y})} = p(y)p(x|y) = \frac{e^{-bE(y)}e^{-B(y)E(x|y)}}{Z(\mathcal{Y})Z(\mathcal{X}|y)}, \quad (235)$$

with

$$p(y) = e^{-bE(y)} / Z(\mathcal{Y}), \quad (236)$$

$$p(x|y) = e^{-B(y)E(x|y)} / Z(\mathcal{X}|y), \quad (237)$$

and

$$Z(\mathcal{X}, \mathcal{Y}) = \int dx \int dy e^{-\beta E(x, y)}, \quad (238)$$

$$Z(\mathcal{Y}) = \int dy e^{-bE(y)}, \quad (239)$$

$$Z(\mathcal{X}|y) = \int dx e^{-B(y)E(x|y)}. \quad (240)$$

One may remark, that choosing $-\beta E(x, y) = -bE(y) - B(y)E(x|y)$ produces a joint probability

$$p'(x, y) = \frac{e^{-\beta E(x, y)}}{Z(\mathcal{X}, \mathcal{Y})} = \frac{e^{-bE(y) - B(y)E(x|y)}}{\int dy e^{-bE(y)} Z(\mathcal{X}|y)}, \quad (241)$$

which is different from $p(x, y)$ of Eq.(235).

If interested only in variable x one integrates (marginalizes) over y . Working with the joint probabilities this gives

$$p(x) = \int dy p(x, y) = \frac{\int dy e^{-\beta E(x, y)}}{Z(\mathcal{X}, \mathcal{Y})} = \frac{e^{-\beta E(x)}}{Z(\mathcal{X})}, \quad (242)$$

and for conditional probabilities

$$p(x) = \int dy p(x, y) = \int dy \frac{e^{-bE(y)}e^{-B(y)E(x|y)}}{Z(\mathcal{Y})Z(\mathcal{X}|y)} = \int dy p(y) \frac{e^{-B(y)E(x|y)}}{Z(\mathcal{X}|y)}. \quad (243)$$

In the formulation with joint probabilities $E(x, y)$ is the canonical variable. Its averages can be obtained by differentiation with respect to β

$$E_{ann} = E(\mathcal{X}) = \langle E(x) \rangle_x = \langle E(x, y) \rangle_{x, y} = -\frac{\partial}{\partial \beta} \ln Z(\mathcal{X}). \quad (244)$$

In the formulation with conditional probabilities the expectation of $E(x|y)$ can be obtained by differentiation with respect to $B(y)$

$$E_{quen} = E(\mathcal{X}|\mathcal{Y}) = \langle E(\mathcal{X}|y) \rangle_y = \langle E(x|y) \rangle_{x, y} = -\left\langle \frac{\partial}{\partial B(y)} \ln Z(\mathcal{X}|y) \right\rangle_y. \quad (245)$$

Even for y -independent $B(y) = B$ the averaging of $\ln Z(\mathcal{X}|y)$ remains

$$\langle E(x|y) \rangle_{x, y} = -\frac{\partial}{\partial B} \langle \ln Z(\mathcal{X}|y) \rangle_y. \quad (246)$$

For y -independent normalization $Z(\mathcal{X}|y) = Z(\mathcal{X})$ both approaches are equivalent and $\langle \ln Z(\mathcal{X}|y) \rangle_y = \ln Z(\mathcal{X})$. In general, however, the expectations E_{ann} and E_{quen} are different. Also, despite of the equality (235), the exponential families defined by varying the parameters β or B (or $B(y)$) are not the same. The conditional temperatures or fields $B(y)$ do not influence the distribution $p(y)$, while the joint temperature $1/\beta$ does.

In practice, for example, it may take some time after changing temperature or an external field until a stationary distribution $p(x, y)$ is reached. Assume the dynamic of y being much slower than that of x (e.g. lower energy barriers for x and higher energy barriers for y). In a magnetic substance x may stand for fast adapting local spins and y for very slowly moving impurities. Then changing the physical temperature will on short time scales (or low temperatures) only change the distribution of the fast adapting spins x , while the slow impurities y remain quenched. Then the relevant physical temperature is the conditioned or quenched field $B(x)$. On a much longer time scale (or at high enough temperatures, i.e., in an ‘annealed system’) also the impurities will approach an equilibrium distribution. Then the physical temperature is a joint or annealed field β . In addition, ensemble averages for variables which reach a stationary distribution on short enough time scales are often measured as time averages under a (quasi-)ergodic dynamic. In contrast, averages over slow variables can in practice not be obtained as time averages and must be realized as ensemble averages.

Eq.(246) requires the calculation of a partition sum $Z(\mathcal{Y}, x)$ for every x . This is possible for a small number of different x values or if the x -dependence can be calculated analytically and the average over \mathcal{X} be performed. In general, however, Eq.(246) is rather difficult to solve. One possibility to proceed is using the identity

$$\ln Z = \lim_{n \rightarrow 0} \frac{Z^n - 1}{n}, \quad (247)$$

which is verified by expanding

$$Z^n = e^{n \ln Z} = 1 + n \ln Z + \sum_{k=2} \frac{n^k}{k!} (\ln Z)^k. \quad (248)$$

Typically, the average over Z^n is easier to perform than over $\ln Z$. Because Z^n describes a system with n independent ‘replicas’ of the same system this approach is known under the name replica method [40,18,26,46]. Performing the average over x , however, results usually in a coupling between the different replicas.

B. Bayesian decision theory

B.1. Basic definitions

B.1.1. The model

Consider a probability model and a set of corresponding random variables of interest. Split the random variables of the model into the two groups of directly measurable (visible) variables $\{x, y\}$ and of not directly measurable (hidden) variables f^0 . The part of the visible variables independent of f^0 , will be grouped together in x , i.e., $p(x|f^0) = p(x)$, and all other visible variables in y . Hence, the joint probability of the model factorizes according to

$$p(x, y, f^0) = p(f^0|f) p(x|f^0) p(y|x, f^0) = p(f^0|f) p(x) p(y|x, f^0). \quad (249)$$

To include the dependency of the distribution f^0 of potential states of nature on our *state of knowledge* f about nature we have written explicitly $p(f^0|f)$. In particular, we may formulate our state of knowledge f based on available data D about nature. Emphasizing this dependency of f on data D we write alternatively $p(f^0|f) = p(f^0|D)$. *Learning* describes the change in $p(f^0|f) = p(f^0|D)$ as more data D arrive. It is often useful to separate the available data D into two parts $D = D_T \cup D_P$. Hereby D_T , called *training data*, is chosen to consist out of a finite number of pairs $D_T = \{D_{T,i} | 1 \leq i \leq n\} = \{(x_i, y_i) | 1 \leq i \leq n\}$ produced by i.i.d. sampling from the true state of nature f_N^0 , i.e., according to $p(y|x, f_N^0)$. (For our purposes the x -producing distribution $p(x)$ for the training data will in the following not be important.) All non-training data will be called *prior data* D_P . Like for training data, we distinguish a vector y_P of dependent prior data (measurements, responses) and a corresponding vector x_P of independent prior data (situation, conditions of measurement, observables), i.e., $D_P = (x_P, y_P)$ and analogously $D = (x_D, y_D)$. We assume $p(f^0|x_D) = p(f^0)$.

The variables f^0 and also x, y are in general vectors. In particular, f^0 is a shorthand notation for parameter vectors Θ specifying $p(y|x, f^0) = p(y|x, \Theta)$. In this paper we use mainly Gaussian parameterizations with f^0 -independent variance

$$p(y|x, f^0) \propto e^{-\frac{(y-f^0(x))^2}{2\sigma^2}}, \quad (250)$$

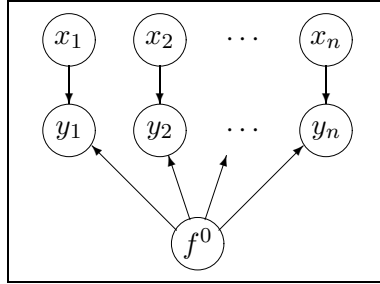


Figure 8. Graphical representation of model(251) as a directed acyclic graph.

where f^0 is parameterized by the regression function $f^0(x)$. More general, one can use each single value $p(y|x, f^0) = \Theta(x, y)$ as parameter under the additional normalization constraint $\int dy p(y|x, f^0) = 1, \forall x, f^0$. The parameter vector Θ can in addition to parameters like $f^0(x)$ or $\Theta(x, y)$ determining the response probabilities to test situations $x \in \mathcal{X}$ also include parameters θ which only determine the prior probability $p(f^0|f)$ but does not influence $p(y|x, f^0)$ for the test situations of interest. Such *prior parameters* θ can be interpreted as determining response probabilities of f^0 for prior data which are not contained in the set of test situations \mathcal{X} . Then also an integral $\int d\theta$ has to be included. For discrete prior parameters we also use the letter i and include \sum_i . While therefore θ and i are formally part of the parameter vector f^0 we will in this paper denote by f^0 only parameters determining $p(y|x, f^0)$ for test situations and write $\int d\theta$ and \sum_i explicitly, if necessary.

Repeated independent sampling under constant f^0 , i.e., $p(x_1, \dots, x_n) = \prod_i^n p(x_i)$ and $p(y_1, \dots, y_n|x_1 \dots x_n, f^0) = \prod_i p(y_i|x_i, f^0)$, gives for the example of a discrete set of $x_i \in \mathcal{X}$

$$p(x_1 \dots x_n, y_1, \dots, y_n, f^0) = p(f^0|f) \prod_i p(x_i) p(y_i|x_i, f^0). \quad (251)$$

Fig.8 shows a graphical representation of that model as a directed acyclic graph [47,35,30,52]. We call $x \in \mathcal{X}$ the (vector of) *independent variables*, $y \in \mathcal{Y}$ the (vector of) *dependent variables*, and $f^0 \in \mathcal{F}^0$ the *potential states of nature*.

B.1.2. Applications in Quantum Mechanics

The formalism can also be applied to quantum mechanical problems. In that case f^0 represents a possible Hamilton operator $\mathbf{H} = \mathbf{H}(\Theta)$ governing the system and depending on parameter vector Θ . The probability of finding value y measuring observable x represented by an hermitian operator \mathbf{x} is in a canonical ensemble at temperature $1/\beta$ given by [1]

$$p(y|x, f^0) = p(y|x, \mathbf{H}(\Theta)) = \frac{\sum_j^{n_y} \langle y_j | e^{-\beta \mathbf{H}(\Theta)} | y_j \rangle}{\sum_y \sum_j^{n_y} \langle y_j | e^{-\beta \mathbf{H}(\Theta)} | y_j \rangle}, \quad (252)$$

where $|y_j\rangle$ stands for an eigenvector of \mathbf{x} with eigenvalue y , i.e., $\mathbf{x}|y_j\rangle = y|y_j\rangle$, the index j distinguishing n_y different eigenvectors with equal eigenvalues. Thus, for nondegenerate eigenvalues $n_y = 1$.

B.1.3. The risk functional

Now, we consider a set of possible actions or hypotheses $h \in \mathcal{H}$ from which we can choose. Furthermore, assume that for given x and y we suffer the h -dependent loss $l(x, y, h)$. Decision theory aims in minimizing a functional of the loss l . The most common functional chosen to be minimized is the *expected risk*

$$r(f, h) = \int df^0 \int dx \int dy p(x) p(y|x, f^0) p(f^0|f) l(x, y, h) = \langle l(x, y, h) \rangle_{\mathcal{X}, \mathcal{Y}, \mathcal{F}^0}. \quad (253)$$

Hereby $\int df^0$ means integration over the components Θ_m of parameter vector Θ , i.e., $\int \prod_m d\Theta_m$. For the parameterization by a regression function $\Theta_m \rightarrow f^0(x)$ according to (250) the integral reads

$$\int \prod_m d\Theta_m \rightarrow \int \prod_x df^0(x). \quad (254)$$

As far as well defined, this becomes for continuous x variable a functional integral. Similarly, in the most general case

$$\int \prod_m \Theta_m \rightarrow \int \prod_x \delta(\int dy' p(y'|x, f^0) - 1) \prod_y dp(y|x, f^0). \quad (255)$$

The expected risk is the expectation of the loss function over \mathcal{X} and \mathcal{Y} under the predictive distribution

$$p(y|x, f) = \int df^0 p(f^0|f) p(y|x, f^0) = \langle p(y|x, f^0) \rangle_{\mathcal{F}^0} = p(y|x, F^0). \quad (256)$$

The set of possible predictive distributions, i.e., of possible states of knowledge $f \in \mathcal{F}$ is the convex hull of the *pure states* $f^0 \in \mathcal{F}^0$.

B.2. Bayes' rule for complete data

B.2.1. Posterior probabilities and likelihoods

Typically, model states f^0 are defined by giving their data generating probabilities or likelihoods $p(D|f^0)$. The posterior probabilities $p(f^0|f) = p(f^0|D)$ we are interested in are related to the likelihoods $p(D|f^0)$ defining the model by Bayes' rule

$$p(f^0|f) = p(f^0|D) = \frac{p(D|f^0)p(f^0)}{p(D)} = \frac{p(D|f^0)p(f^0)}{\int df^0 p(D|f^0)p(f^0)}. \quad (257)$$

Restricting this Bayesian inversion for the moment to the training data one finds

$$p(f^0|D) = \frac{p(D_T|f^0)p(f^0|D_P)}{\int df^0 p(D_T|f^0)p(f^0|D_P)} = \frac{\prod_i p(y_i|x_i, f^0)p(f^0|D_P)}{\int df^0 \prod_i p(y_i|x_i, f^0)p(f^0|D_P)}, \quad (258)$$

where the training data term has been written as product over all training data $D_T = (x_T, y_T) = \{(x_i, y_i)|1 \leq i \leq n\}$ (x_T, y_T denoting the vectors of x_i, y_i),

$$\frac{p(D_T|f^0)}{p(x_T)} = p(y_T|x_T, f^0) = \prod_i p(y_i|x_i, f^0). \quad (259)$$

Hence the effective distribution under the posterior state of knowledge f becomes the quotient of two correlation functions

$$p(y|x, f) = \frac{\langle p(y|x, f^0) \prod_i p(y_i|x_i, f^0) \rangle_P}{\langle \prod_i p(y_i|x_i, f^0) \rangle_P}, \quad (260)$$

where $\langle g(f^0) \rangle_P$ denotes the prior average $\int df^0 p(f^0|D_P) g(f^0)$.

In the following prior data D_P will be treated analogously to training data D_T . We also include enough prior data so that all information leading to nonuniform $p(f^0|D)$ is contained in D . We call such data $D = D_T \cup D_P$ *complete*, meaning that we write $p(f^0, D) = p(y_D|x_D, f^0)p(f^0|x_D)p(x_D)$ with $p(f^0|x_D) = p(f^0)$ uniform (possibly improper, i.e., non-normalizable), and thus f^0 -independent. The (training and prior data) generating probability or (complete) likelihood $p(D|f^0)$ is related to the posterior probability according to Eq.(257)

$$p(f^0|D) = p(f^0|y_D, x_D) = \frac{p(y_D|x_D, f^0)p(f^0|x_D)}{p(D|x_D)} = \frac{p(y_D|x_D, f^0)p(f^0|x_D)}{\int df^0 p(y_D|x_D, f^0)p(f^0|x_D)}, \quad (261)$$

which becomes for complete data or uniform $p(f^0|x_D)$

$$p(f^0|D) = \frac{p(y_D|x_D, f^0)}{\int df^0 p(y_D|x_D, f^0)} \propto p(y_D|x_D, f^0). \quad (262)$$

B.2.2. Posterior and likelihood energies

Let us now introduce posterior energy $E(f^0|f)$, posterior temperature $1/\beta$, with corresponding free energy $F(\mathcal{F}_0|f)$ and partition sum $Z(\mathcal{F}_0|f)$ to write the posterior

$$p(f^0|f) = p(f^0|D) = \frac{Z(f^0|D)}{Z(\mathcal{F}^0|D)} = e^{-\beta(E(f^0|D)-F(\mathcal{F}_0|D))}, \quad (263)$$

with

$$Z(f^0|D) = e^{-\beta E(f^0|D)}, \quad Z(\mathcal{F}^0|D) = \int df^0 e^{-\beta E(f^0|D)} = e^{-\beta F(\mathcal{F}^0|D)}. \quad (264)$$

Analogously, the conditional (with respect to x_i) training likelihood $p(y_i|x_i, f^0)$ becomes in terms of (conditional) training likelihood energy $E(y_i|x_i, f^0)$ and (conditional) training likelihood temperature $1/\beta_T$

$$p(y_i|x_i, f^0) = e^{-\beta_T \sum_i (E(y_i|x_i, f^0) - F(\mathcal{Y}|x_i, f^0))} = \frac{e^{-\beta_T \sum_i E(y_i|x_i, f^0)}}{\prod_i Z(\mathcal{Y}|x_i, f^0)}, \quad (265)$$

with free energy

$$F(\mathcal{Y}|x_i, f^0) = -\frac{1}{\beta_L} Z(\mathcal{Y}|x_i, f^0), \quad (266)$$

and normalization factor $Z(\mathcal{Y}|x_i, f^0)$ over responses $y_i \in \mathcal{Y}$ for given f^0 and x_i

$$Z(\mathcal{Y}|x_i, f^0) = \int_{\mathcal{Y}} dy_i e^{-\beta_L E(y_i|x_i, f^0)}. \quad (267)$$

The complete conditional likelihood $p(y_D|x_D, f^0)$ reads in terms of (complete, conditional) likelihood energy $E(y_D|x_D, f^0)$ and (complete, conditional) likelihood temperature $1/\beta_L$

$$p(y_D|x_D, f^0) = e^{-\beta_L (E(y_D|x_D, f^0) - F(\mathcal{Y}|x_D, f^0))} = \frac{e^{-\beta_L E(y_D|x_D, f^0)}}{Z(\mathcal{Y}|f^0)}, \quad (268)$$

with $E(y_D|x_D, f^0) = E_T + E_P$ and $E_T = E_T(y_T|x_T, f^0)$, $E_P = E(y_P|x_P, f^0, D_T)$, free energy

$$F(\mathcal{Y}|x_D, f^0) = -\frac{1}{\beta_L} Z(\mathcal{Y}|x_D, f^0), \quad (269)$$

and normalization factor over data y_D for given state f^0

$$Z(\mathcal{Y}|x_D, f^0) = \int_{\mathcal{Y}} dy_D e^{-\beta_L E(y_D|x_D, f^0)}. \quad (270)$$

B.3. Saddle point approximation

B.3.1. Maximum a posteriori approximation

An exact analytical solution of the full integral in $r(f, h)$ is most times not possible and approximations have to be used. We also remark that for functions $f^0(x)$ of continuous variables x , like in field theory in physics, the integral $\int df^0$ is a functional (or path) integral. Such integrals have typically to be defined by perturbation theory, starting from a well defined, e.g. Gaussian, case. Alternatively, the integral can also be discretized, like it is done in lattice field theory [42] and like we will do for numerical calculations.

All approximations can only calculate a finite number of solvable terms. A solvable term can correspond to a solvable infinite sum or, e.g., a Gaussian, integral. Low temperature approximations restrict the evaluation to the most important terms (thus they replace integration by maximization), high temperature

approximations start from a case where all terms are equal (e.g., a cumulant expansion starts with the mean), while Monte Carlo integration evaluates a random sample of terms (so that under certain conditions the sampled sum converges to the true result). We will discuss in the following the maximum posterior approximation, which is a special variant of a saddle point approximation [15,13]. It is a low temperature type approximation, valid for small $1/\beta$. (The neighborhood near the terms with maximal contribution is, however, approximated using a moment expansion, i.e., a high temperature type approximation, but with β instead of $1/\beta$ playing the role of temperature.)

The f^0 -integral within the risk $r(f, h)$ (253) involves two f^0 -dependent factors

$$\int df^0 p(f^0|f)p(y|x, f^0) = \int df^0 e^{-\beta_P(E(f^0|f)-F(\mathcal{F}^0))} e^{-\beta_{x, f^0}(E(y|x, f^0)-F(\mathcal{Y}|x, f^0))} \quad (271)$$

with posterior temperature $1/\beta_P$ and posterior energy $E(f^0|f) = E(f^0|D)$, which will in the following be written simply $E(f^0)$. For a Taylor expansion of the energy $E(f^0)$ with respect to f^0 around a minimum $f^{0,*}$ of $E(f^0)$, the first order terms vanish and the Hessian H , i.e., the matrix of second derivatives is positive definite. Hence,

$$\begin{aligned} E(f^0) &= e^{\langle f^0 - f^{0,*} | \nabla \rangle} E(f^{0,*}) \\ &= E(f^{0,*}) + \frac{1}{2} \langle \Delta f^0 | H | \Delta f^0 \rangle + \sum_{n=3}^{\infty} \frac{1}{n!} \langle \Delta f^0 | \nabla \rangle^n E(f^0)|_{f^0=f^{0,*}}, \end{aligned} \quad (272)$$

with H the positive definite Hessian of $E(f^0)$ at $f^{0,*}$

$$H(f^0, f^{0'}) = \left. \frac{\partial^2 E(f^0)}{\partial f^0 \partial f^{0'}} \right|_{f^0=f^{0,*}}, \quad (273)$$

and ∇ acting on $E(f^0)$ but not on $\Delta f^0 = f^0 - f^{0,*}$.

Now assume $p(y|x, f^0)$ is slowly varying at the stationary point (i.e., it has a β_P -independent Taylor expansion at the stationary point at $f^{0,*}$) and approximate it by its value $p(y|x, f^{0,*})$ at $f^{0,*}$. Then the second order term results in a Gaussian with mean $f^{0,*}$ and the Hessian of $E(f^0)$ at $f^{0,*}$ as inverse covariance matrix H . Diagonalizing the positive definite H by an orthogonal transformation O

$$H = O^T D O, \quad (274)$$

changing the integration variables from (q -dimensional) f^0 to g according to

$$\Delta f^0 = \sqrt{\beta_P} (\sqrt{D} O)^{-1} g \quad (275)$$

with Jacobian

$$J = \det \left(\frac{\partial f^0(x)}{\partial g(y)} \right) = \beta_P^{-\frac{q}{2}} \det H^{-\frac{1}{2}} \quad (276)$$

the q -dimensional Gaussian integral can be performed analytically

$$\int df^0 e^{-\frac{\beta_P}{2} \langle \Delta f^0 | H | \Delta f^0 \rangle} = J \pi^{\frac{q}{2}} = (\det H)^{-\frac{1}{2}} \left(\frac{\pi}{\beta_P} \right)^{\frac{q}{2}}. \quad (277)$$

Thus in case we restrict to the contribution of only the lowest minimum of E^* , i.e., assuming other local minima of E to be sufficiently larger than E^* for a given β_P , we have for β_P large enough (and no other stationary points contribute)

$$\int df^0 p(f^0|f) p(y|x, f^0) \approx (\det H)^{-\frac{1}{2}} \left(\frac{\pi}{\beta_P} \right)^{\frac{q}{2}} e^{\beta_P F(\mathcal{F}^0)} e^{-\beta_P E(f^{0,*})} p(y|x, f^{0,*}). \quad (278)$$

The factors beside $p(y|x, f^{0,*})$ are f^0 , x , y and h -independent and can therefore be skipped from the risk in case only one minimum of $E(f^0)$ contributes to the f^0 -integral. Moreover, evaluating $e^{-\beta_P F(\mathcal{F}^0)} = Z(\mathcal{F}^0) = \int df^0 e^{-\beta_P E(f^0|f)}$ also by saddle point approximation one finds for β_P large enough

$$\frac{1}{Z(\mathcal{F}^0)} = e^{\beta_P F(\mathcal{F}^0)} = \int df^0 e^{-\beta_P E(f^0|f)} \approx (\det H)^{\frac{1}{2}} \left(\frac{\pi}{\beta_P} \right)^{-\frac{q}{2}} e^{\beta_P E(f^{0,*})} \quad (279)$$

so the factors in Eq.(278) cancel yielding

$$\int df^0 p(f^0|f) p(y|x, f^0) = p(y|x, f^{0,*}) + \mathcal{O}\left(\frac{1}{\beta_P}\right). \quad (280)$$

(For the justification of the symbol $\mathcal{O}\left(\frac{1}{\beta_P}\right)$ see Section B.3.3.)

A maximum posterior approximation of the f^0 integral in $r(f, h)$ minimizes instead of the expected risk $r(f, h)$ of (253) the risk

$$r(f^{0,*}, h) = \int dx \int dy p(x) p(y|x, f^{0,*}) l(x, y, h) \quad (281)$$

for

$$f^{0,*} = \operatorname{argmax}_{f^0 \in \mathcal{F}^0} p(f^0|f) = \operatorname{argmin}_{f^0 \in \mathcal{F}^0} E(f^0|f), \quad (282)$$

which assumes slowly varying $p(y|x, f^0)$ at $f^{0,*}$. Hence, integration is replaced by minimization of $E(f^0|f)$ (maximization of $p(f^0|f)$).

For multiple minima of $E(f^0)$ which are well enough separated the volume factor $|\det H|^{-\frac{1}{2}}$ can be used as weighting factor for the contributions of different minima. Well enough separated, means that the Gaussian approximations around the different maxima do not considerably overlap. Note however, that in this case the (nontrivial) calculation of the Hessian is required. If this is not possible, the

ratio $\det H_1 / \det H_2 = \det H_1 H_2^{-1}$ of the determinant of two Hessians H_1, H_2 can be approximated by expanding the logarithm according to

$$\ln(1+x) = \sum_{n=1}^{\infty} \frac{(-1)^{n-1}}{n} x^n \quad (283)$$

around the identity matrix I in $\Delta = H_1 H_2^{-1} - I$

$$\det H_1 H_2^{-1} = e^{\text{Tr} \ln(I+\Delta)}. \quad (284)$$

A graphical algorithm for expansion of a determinant is given by the polymer expansion [42].

For the case of minima with overlapping contributions see [5,41,14].

B.3.2. Complete maximum likelihood approximation

In this Section the saddle point approximation will be discussed in the limit of small (conditional) likelihood temperatures $1/\beta_L$ instead of posterior temperatures $1/\beta$. It should be stressed, that in contrast to the common maximum likelihood approximation which maximizes the likelihood $p(y_T|x_T, f^0) = \prod_i p(y_i|x_i, f^0)$ for training data we speak here of the complete (conditional) likelihood $p(y_D|x_D, f^0) = p(y_T \cup y_P|x_D, f^0)$ containing training and prior data. The two approximations are equivalent only for uniform $p(f^0|D_P)$.

To be a bit more general, we also include continuous prior parameters θ and discrete prior parameter i as defined in Appendix B.1.1. In the following the integral over θ will be treated in saddle point approximation analogous to the f^0 -integral while the (finite) sum over i will be treated exactly.

Then we find for complete data, i.e., uniform, possibly improper, $p(f^0)$

$$\int df^0 p(f^0|D) p(y|x, f^0) = \frac{\int df^0 p(y_D|x_D, f^0) p(y|x, f^0)}{\int df^0 p(y_D|x_D, f^0)} \quad (285)$$

$$= \frac{\int df^0 \int d\theta \sum_i p(y_D, \theta, i|x_D, f^0) p(y|x, f^0)}{\int df^0 \int d\theta \sum_i p(y_D, \theta, i|x_D, f^0)} \quad (286)$$

$$= \frac{1}{Z_D} \int df^0 \int d\theta \sum_i p(y_D, \theta, i|x_D, f^0) p(y|x, f^0) \quad (287)$$

introducing $Z_D = \int df^0 \int d\theta \sum_i p(y_D, \theta, i|x_D, f^0)$. Under the assumption

$$p(h, \theta, i|x_D) = p(\theta, i)p(h), \text{ i.e., } p(\theta, i|x_D, h) = p(\theta, i), \quad (288)$$

this yields

$$\frac{1}{Z_D} \int df^0 \int d\theta \sum_i p(i)p(\theta|i)p(y_D|x_D, f^0, \theta, i)p(y|x, f^0) \quad (289)$$

or written in terms of (the complete, x_{D^-} , θ^- , i -conditional) likelihood energy $E(y_D|x_D, f^0, \theta, i)$ and corresponding likelihood temperature $1/\beta_L$

$$\frac{1}{Z_D} \int df^0 \int d\theta \sum_i p(i, \theta) e^{-\beta_L (E(y_D|x_D, f^0, \theta, i) - F(\mathcal{Y}_D|x_D, f^0, \theta, i))} p(y|x, f^0). \quad (290)$$

Assuming small enough likelihood temperature $1/\beta_L$ to calculate the f^0 and θ integrals in saddle point approximation the contributions from numerator and denominator Z_D cancel yielding, like Eq.(280)

$$\int dh p(h|D) p(y|x, f^0) \approx p(y|x, f^{0,*}). \quad (291)$$

If the normalization $Z(\mathcal{Y}_D|x_D, f^0, \theta, i)$ is i^- , θ^- , f^0 -independent then $f^{0,*} = f^{0,*}(\theta^*)$ with

$$f^{0,*} = \operatorname{argmax}_{f^0} \sum_i e^{-\beta_L E(y_D|x_D, f^0, \theta^*, i)}, \quad (292)$$

$$\theta^* = \operatorname{argmax}_{\theta} \sum_i e^{-\beta_L E(y_D|x_D, f^{0,*}, \theta, i)}, \quad (293)$$

which are solutions of the coupled stationary equations

$$0 = \frac{\partial}{\partial f^0} \sum_i e^{-\beta_L E(y_D|x_D, f^0, \theta, i)}, \quad (294)$$

$$0 = \frac{\partial}{\partial \theta} \sum_i e^{-\beta_L E(y_D|x_D, f^0, \theta, i)}. \quad (295)$$

If i^- , θ^- , or f^0 -dependent, normalization terms $Z(\mathcal{Y}_D|x_D, f^0, \theta, i)$ also appear in the stationarity equations.

In the case of n training data with likelihood energy being the sum

$$\sum_j^n E_j(y_j|x_j, f^0) = n \frac{1}{n} \sum_j^n E_j(y_j|x_j, f^0) = n \langle E_j \rangle_{\text{training}} \quad (296)$$

one can choose

$$\beta_L = n, \quad (297)$$

provided additional prior information ensures that the expectation $(1/n) \sum_i E_i = n \langle E_j \rangle_{\text{training}}$ converges for large n . In that case the saddle point approximation is a large n approximation.

B.3.3. Loop expansion

One can go beyond a maximum posterior approximation and include higher order contributions. We will discuss in the following the expansion in pos-

terior temperatures. For that purpose, we will write a full expectation over $p = p(x|y, f^0)$ as a sum of Gaussian expectations, i.e., symbolically,

$$\langle p \rangle_{\text{full}} = a^* \langle p e^R \rangle_{\text{Gauss}} = a^* \left\langle p \left(1 + R + \frac{R^2}{2} + \dots \right) \right\rangle_{\text{Gauss}}, \quad (298)$$

where $a^* = e^{-\beta_P E(f^{0,*})} (\pi^{\frac{d}{2}} / (JZ))$ is a maximum a posteriori result. The expansion of the exponential e^R corresponds to a moment expansion analogous to Eqs.(194,201). This expectation can be expressed in terms of moments of f^0 by expanding p and the remaining term R around $f^{0,*}$. This will result in an expansion in powers of $1/\beta_P$. Expanding also Z in the denominator common prefactors cancel

$$\langle p \rangle_{\text{full}} = \frac{\left\langle p \left(1 + R + \frac{R^2}{2} + \dots \right) \right\rangle_{\text{Gauss}}}{\left\langle 1 + R + \frac{R^2}{2} + \dots \right\rangle_{\text{Gauss}}}. \quad (299)$$

Hence, we begin by expanding $p(y|x, f^0)$ around a stationary point $f^{0,*}$

$$p(y|x, f^0) = e^{\langle \Delta f^0 | \nabla \rangle} p(y|x, f^0)|_{f^0=f^{0,*}} = \sum_{n=0}^{\infty} \frac{1}{n!} \langle \Delta f^0 | \nabla \rangle^n p(y|x, f^0)|_{f^0=f^{0,*}}. \quad (300)$$

Changing for $H = O^T D O$ the integration variables from f^0 to g with $\Delta f^0 = f^0 - f^{0,*} = \sqrt{\beta_P} (\sqrt{D O})^{-1} g$ and Jacobian J of Eq.(276), we find

$$\begin{aligned} & \int df^0 p(f^0|f) p(y|x, f^0) \\ &= \frac{1}{Z} \int df^0 \left(e^{\langle \Delta f^0 | \nabla \rangle} p(y|x, f^{0,*}) \right) e^{-\beta_P \left(e^{\langle \Delta f^0 | \nabla \rangle} E(f^{0,*}) \right)} \\ &= \frac{1}{Z} e^{-\beta_P E(f^{0,*})} \int df^0 \left(\sum_{m=0}^{\infty} \frac{1}{m!} \langle \Delta f^0 | \nabla \rangle^m p(y|x, f^{0,*}) \right) \\ & \quad \times e^{-\beta_P \left(\frac{1}{2} \langle \Delta f^0 | H | \Delta f^0 \rangle + \sum_{n=3}^{\infty} \frac{1}{n!} \langle \Delta f^0 | \nabla \rangle^n E(f^{0,*}) \right)} \\ &= \frac{1}{Z} e^{-\beta_P E(f^{0,*})} \int df^0 e^{-\frac{\beta_P}{2} \langle \Delta f^0 | H | \Delta f^0 \rangle} \left(\sum_{m=0}^{\infty} \frac{1}{m!} \langle \Delta f^0 | \nabla \rangle^m p(y|x, f^{0,*}) \right) \\ & \quad \times \sum_{k=0}^{\infty} \frac{(-\beta_P)^k}{k!} \left(\sum_{n=3}^{\infty} \frac{1}{n!} \langle \Delta f^0 | \nabla \rangle^n E(f^{0,*}) \right)^k \end{aligned}$$

$$\begin{aligned}
&= \frac{1}{JZ} e^{-\beta_P E(f^{0,*})} \int dg e^{-\frac{\langle g|g \rangle}{2}} \left(\sum_{m=0}^{\infty} \frac{1}{m! \beta_P^{\frac{m}{2}}} \langle (\sqrt{DO})^{-1} g | \nabla \rangle^m p(y|x, f^{0,*}) \right) \\
&\quad \times \sum_{k=0}^{\infty} \frac{1}{k!} \left(- \sum_{n=3}^{\infty} \frac{1}{n! \beta_P^{\frac{n}{2}-1}} \langle (\sqrt{DO})^{-1} g | \nabla \rangle^n E(f^{0,*}) \right)^k, \\
&= \frac{1}{JZ} e^{-\beta_P E(f^{0,*})} \int dg e^{-\frac{\langle g|g \rangle}{2}} \sum_{m=0}^{\infty} \sum_{k=0}^{\infty} \sum_{n_1=3}^{\infty} \dots \sum_{n_k=3}^{\infty} \frac{(-1)^k}{k! m! \prod_l^k n_l!} \frac{1}{\beta_P^{\frac{m}{2} + \sum_i^k \frac{n_i}{2} - k}} \\
&\quad \times \left(\langle (\sqrt{DO})^{-1} g | \nabla \rangle^m p(y|x, f^{0,*}) \right) \prod_l^k \left(\langle (\sqrt{DO})^{-1} g | \nabla \rangle^{n_l} E(f^{0,*}) \right), \quad (301)
\end{aligned}$$

with normalization factor

$$JZ = e^{-\beta_P F(\mathcal{F}^0)} \beta_P^{\frac{q}{2}} (\det H)^{\frac{1}{2}}. \quad (302)$$

The normalization integral Z can be treated analogously in saddle point approximation leading in first order to the cancellation of the prefactor. The individual terms are moments of a multidimensional Gaussian and can be evaluated using Wick's theorem (191). Because the Gaussian has mean zero odd moments vanish and Eq.(301) is an expansion in $1/\beta$, also known as loop expansion. Only if not expanding around a saddle point linear terms would survive. Higher order terms are usually represented as Feynman diagrams [28,51,44,68,29,4,9,42]. Surprisingly, the presence of the denominator $e^{-\beta F(\mathcal{F}^0)} = Z(\mathcal{F}^0)$ leads to a simplification. It can be shown that it cancels exactly the so called vacuum diagrams. Further simplifications arise for expanding the cumulant generating functional $W = \ln Z$ where only connected diagrams contribute or its Legendre transform Γ where only amputated and one-particle irreducible diagrams have to be considered. Γ is the generating function of so called (proper) vertex functions. Equations connecting moments, cumulants, and vertex functions of different order can be obtained (e.g., Ward-identities, equations of motion or Dyson-Schwinger equations). Solving Eq. (234), for example, corresponds to summing up infinite subclasses of diagrams. The name loop expansion stems from the fact that expansion of Z (which does not contain $p(y|x, f^0)$) or Γ in powers of β_P^{-1} is equivalent to an expansion in the number of loops of the corresponding Feynman diagrams.

B.3.4. Stationarity equations

A specific state f^0 is given by a parameter vector Θ determining $p(y|x, f^0)$, $\forall x \in \mathcal{X}, \forall y \in \mathcal{Y}$. Thus, the stationarity equation to be solved for an a-posteriori

approximation is of the form

$$\frac{\partial E(f^0)}{\partial \Theta_m} = 0, \quad \forall m, \quad (303)$$

where $E(f^0)$ is an exponent to be minimized.

In the present paper we use equally weighted quadratic error terms for training data assuming Gaussian $p(y|x, f^0)$ according (250) with equal variance (and therefore equal normalization) for all x and mean specified by a regression function $f^0(x)$. Then the stationarity equation is obtained by setting the functional derivatives

$$\frac{\partial E(f^0)}{\partial f^0(x)} = 0, \quad \forall x \in \mathcal{X}. \quad (304)$$

In the more general case, like in density estimation where one wants to allow for non-Gaussian densities $p(y|f^0)$ (then also the data terms $\ln p(y_i|f^0)$ in the error functional become non-quadratic), arbitrary $p(y|x, f^0)$ can be used, as long as they fulfill the normalization conditions

$$\frac{\partial E(f^0)}{\partial p(y|x, f^0)} = 0, \quad \forall x \in \mathcal{X}, y \in \mathcal{Y} \quad \text{with} \quad \int dy p(y|x, f^0) = 1, \forall x \in \mathcal{X}, f^0 \in \mathcal{F}^0. \quad (305)$$

In that case the posterior probability can be maximized with respect to $p(y|x, f^0)$ using standard techniques of constraint optimization [19,2,6]. The normalization conditions can be implemented by δ -functions

$$p(f^0|f) \propto e^{-\beta(\sum_i E(y_i|x_i, f^0) + E(f^0|D_P))} \delta\left(\int dy e^{-\beta E(y|x, f^0) + c(x)} - 1\right), \quad (306)$$

where $p(f^0|D_P) \propto e^{-\beta E(f^0|D_P)}$, $p(x|y, f^0) \propto e^{-\beta E(y|x, f^0)}$, $c(x) = -\ln Z(\mathcal{Y}|x, f^0) = (1/\beta)F(\mathcal{Y}|x, f^0)$, f^0 -independent factors have been skipped, and we have written $\beta_L = \beta$. Using the Fourier representation of the δ -function

$$\delta(x) = \frac{1}{2\pi} \int_{-\infty}^{\infty} dk e^{ikx} = \frac{1}{2\pi i} \int_{-i\infty}^{i\infty} dk e^{-kx}, \quad (307)$$

and performing the Λ integral by a saddle point approximation (which is exact for the delta function) yields

$$p(f^0|f) \propto e^{-\beta(\sum_i E(y_i|x_i, f^0) + E(f^0|D_P)) + \int dx \Lambda^*(x) \left(1 - \int dy e^{-\beta E(y|x, f^0) + c(x)}\right)}. \quad (308)$$

Here the Lagrange parameter function $\Lambda^*(x)$ denotes the stationary value of $\Lambda(x)$, i.e., a solution of the saddle point condition $\partial P(f^0|f)/\partial \Lambda(x) = 0$. It is easy to see that this stationarity condition which Λ has to fulfill at the end of the optimization procedure is equivalent to the normalization constraint. There exist many standard iteration procedures to perform the maximization of (308).

Alternatively, the normalization constraint can be implemented by writing

$$p(y|x, f^0) = \frac{g(x, y, f^0)}{Z(\mathcal{Y}|x, f^0)} \quad (309)$$

and solve for a stationary point $g(x, y, f^{0,*})$

$$\frac{\partial E\left(\frac{g(x,y,f^0)}{Z(\mathcal{Y}|x,f^0)}\right)}{\partial g(x,y,f^0)} = 0, \quad \forall x \in \mathcal{X}, y \in \mathcal{Y}. \quad (310)$$

This is equivalent to the insertion of the δ -functions in Eq.(306) and using always the stationary value $\Lambda^*(x)$ during iteration.

B.4. Approximation problems

In the most common kinds of problems the hypothesis space is identified with the model space $\mathcal{H} = \mathcal{F}^0$. Let an *approximation problem* be defined as a situation with $\mathcal{H} = \mathcal{F}^0$ and log-loss

$$a(x)l(x, y, h = f^0) + b(x, y) = \ln p(y|x, f^0) = -\beta E(y|x, f^0) \quad (311)$$

with h -independent coefficients $a(x)$, $b(x, y)$. Notice that the probability $p(y|x, f^0)$ is that governing the production of test data and is in principle not related to the posterior $p(f^0|D)$ or likelihood probabilities $p(y_D|x_D, f^0)$. Often, however, training data are also assumed to be produced according to the same $p(y|x, f^0)$. For log-loss it is easy to see, by using Jensen's inequality, that

$$h^* = \operatorname{argmin}_{h \in \mathcal{H}} r(f^{0,*}, h) = f^{0,*}. \quad (312)$$

Thus, for approximation problems the maximum posterior approximation $f^{0,*}$ gives already a consistent solution $h = f^{0,*}$. In this case the energy function of the posterior probability $p(f^0|f)$ to be minimized is also called *error* function, and the maximum a posteriori approximation is equivalent to empirical risk minimization [59,60,61]. In the typical case of Gaussian states $p(y|x, f^0)$ the log-loss is up to a constant proportional to the squared error $(y - h(x))^2$.

A similar result holds for the full Bayesian approach. Choosing hypotheses h from the space \mathcal{F} of states of knowledge f instead from the model space \mathcal{F}^0 of states of nature f^0 (\mathcal{F} is the convex hull of \mathcal{F}^0), i.e., $\mathcal{H} = \mathcal{F}$ and using log-loss

$$a(x)l(x, y, h = f) + b(x, y) = \ln p(y|x, f) \quad (313)$$

gives

$$h^* = \operatorname{argmin}_{h \in \mathcal{H}} r(f, h) = f. \quad (314)$$

Notice, however, that a log-loss is of quite unusual form for multimodal $p(y|x, f)$. More typical choices are then the squared error $(y - h(x))^2$ for which the mean of y over the predictive distribution $p(y|x, f)$ is optimal, absolute error loss $|y - h(x)|$

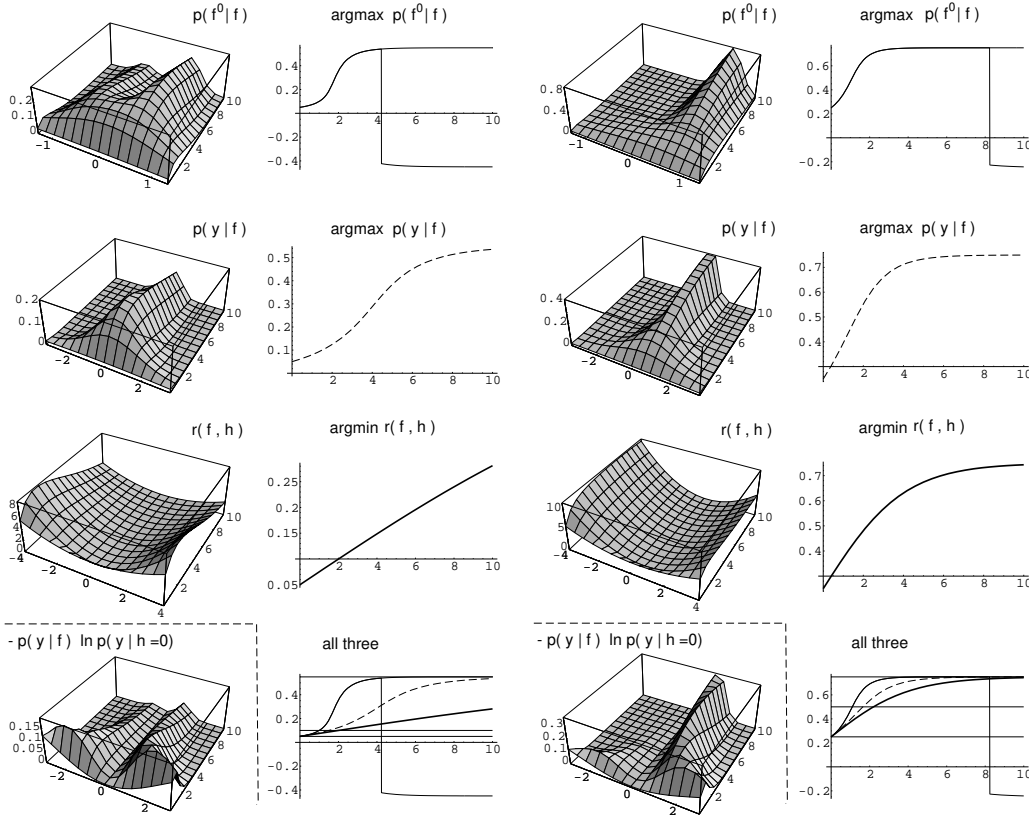


Figure 9.

Figure 10.

The figures compare the maximum posterior approximation (top row) with the mode of the posterior (second row) and a full Bayesian risk minimization (third row) for the model defined by Eq.(315,316,317). (Fig.9 for $a = 0.1$ and Fig.10 for $a = 0.5$.) Row 1. Left: $p(f^0|f)$ (unnormalized) for $-1.3 \leq f^0 \leq 1.3$ and $0 \leq \beta \leq 10$. Right: $\operatorname{argmax}_{f^0 \in \mathcal{F}^0} p(f^0|f)$ for $0 \leq \beta \leq 10$. The second local maximum which appears for larger β (low temperature) is also shown. Row 2. Left: $p(y|f)$ (unnormalized) for $-3.3 \leq y \leq 3.3$ and $0 \leq \beta \leq 10$. Right: $\operatorname{argmax}_{y \in \mathcal{Y}} p(y|f)$ for $0 \leq \beta \leq 10$. Row 3: Left: $r(f, h)$ for $-4 \leq h \leq 4$ and $0 \leq \beta \leq 10$. Right: $\operatorname{argmin}_{h \in \mathcal{H}} r(f, h)$ for $0 \leq \beta \leq 10$. Row 3: Left: The contributions of $-3 \leq y \leq 3$ to the full risk for $h = 0$ and $0 \leq \beta \leq 10$. Right: All three approximations within the same diagram.

which leads to the median, and zero-one loss $1 - \delta_{y,h(x)}$ resulting in the mode. For Gaussian distributions mean, median, and mode coincide.

For non-approximation problems calculating the maximum posterior solution $f^{0,*}$ (or the state of knowledge f , respectively) has to be followed by the second step of finding the optimal h^* which minimizes $r(f^{0,*}, h)$ (or $r(f, h)$) for given $f^{0,*}$ (or f) [38]. For squared error but non-Gaussian $p(y|x, f^{0,*})$, for example, the second minimization step would require the calculation of the mean of y

under $p(y|x, f^{0,*})$.

There are typical non-approximation situations. Complexity costs, for example, which penalize a complex h (e.g. due to computational resources or to facilitate comprehensibility) are typical for non-approximation problems. Only when there are reasons to believe that also the real state of nature f^0 fulfills such complexity constraints this results in an approximation problem. This means, one has to distinguish between complexity costs and knowledge about true simplicity in nature.

Related is the distinction between a generative and a reconstruction model. Consider the face detection task of Example 2 in Section 2.1. Hereby, a reconstruction model $p(y|x, f^0)$ would specify a probability of face vs. non-face given an image, while a generative model $p(x|y, \tilde{f}^0)$ specifies the probability of an image provided it represents a face or non-face. The roles of x and y as independent and dependent variables are herein exchanged. Looking for an optimal $y = h(x)$ can be formulated as approximation problem for the reconstruction model. However, the probability of representing a face does depend on all non-faces which can appear. Hence changing the set of non-faces the reconstruction model has to be adapted. The specification of the inverse generative model is often easier. Here the generative model for faces $p(x|y, \tilde{f}^0)$ does not have to be changed if the class of non-faces changes. Modeling physical processes of the mapping from objects to images also falls in this class. But a generative model does not define an approximation problem for the function h which returns an answer $y = h(x)$ for a given x and not vice versa. Then a maximum posteriori approximation requires a second minimization.

Finally, Figs.9,10 show the relations between the optimal h for a full Bayesian risk $r(f, h)$ and a maximum posterior approximation (or empirical risk minimization) for a simple situation with only one x -value, i.e., $\mathcal{X} = \{x\}$, so x and x_D can be skipped from the notation. Assumed are Gaussian model states parameterized by their mean $f^0 \in \mathcal{F}^0 = \mathbb{R}$

$$p(y|f^0) = \sqrt{\frac{\beta}{2\pi}} e^{-\frac{\beta}{2}(f^0-y)^2}, \quad (315)$$

real numbers as hypotheses $h \in \mathcal{H} = \mathcal{F}^0 = \mathbb{R}$ with log-loss

$$l(y, h) = (y - h)^2 = -\frac{2}{\beta} \ln(p(y|f^0 = h)) + \frac{1}{\beta} \ln \frac{\beta}{2\pi}. \quad (316)$$

Data y_D of the form a AND (b OR c) with $b = 1$, $c = -1$ have been represented by a Gaussian mixture with equally weighted components

$$p(y_D|f) = \frac{\beta}{2\pi} e^{-\beta(f^0-a)^2/2} \left(e^{-\frac{\beta}{2}(f^0-1)^2} + e^{-\frac{\beta}{2}(f^0+1)^2} \right). \quad (317)$$

This means for complete data, i.e., uniform prior $p(f^0)$

$$p(f^0|f) = \frac{p(y_D|f^0)}{\int df^0 p(y_D|f^0)} = \frac{p(y_D|f^0)}{\frac{1}{2}\sqrt{\frac{\beta}{\pi}} \left(e^{-\frac{\beta}{4}(a-1)^2} + e^{-\frac{\beta}{4}(a+1)^2} \right)}. \quad (318)$$

The expected risk reads

$$r(f, h) = \int dy p(y|f) l(y, h), \quad (319)$$

with predictive distribution

$$p(y|f) = \int df^0 p(y|f^0) p(f^0|f). \quad (320)$$

Shown are the β -dependency of 1. the maximum posterior solutions $f^{0,*} = \operatorname{argmax}_{f^0 \in \mathcal{F}^0} p(f^0|f) = \operatorname{argmax}_{f^0 \in \mathcal{F}^0} p(f|f^0)$ which for the given approximation situation corresponds to an empirical risk minimization $\hat{h}^* = \operatorname{argmin}_{h \in \mathcal{H}} E(h)$ for error $E(h) = -\ln p(f^0 = h|f)$, 2. the mode of the predictive distribution $\operatorname{argmax}_{y \in \mathcal{Y}} p(y|f)$, and 3. the full Bayesian solution $h_{Bayes}^* = \operatorname{argmin}_{h \in \mathcal{H}} r(f, h)$. In Fig.9 the ‘data’ term $a = 0.1$ is nearly in the middle between the two alternative templates $b = 1$ and $c = -1$, while in Fig.10 the ‘data’ term $a = 0.5$ is much nearer to $b = 1$. Compared to Fig.9 the second local maximum of the posterior probability $p(f^0|f)$ appears at larger β (or lower temperature) in Fig.10, where also the maximum posterior approximation is better. Indeed it is well known from physics that mean field (maximum posterior) approximations break down near phase transitions. On the other hand, using an adapted β' unequal to the true β an improved solution can be obtained by a maximum posterior approximation.

Acknowledgements

The work was started during a research stay at the Massachusetts Institute of Technology. The author was supported by a Postdoctoral Fellowship (Le 1014/1-1) from the Deutsche Forschungsgemeinschaft and a NSF/CISE Postdoctoral Fellowship. He also wants to thank Federico Girosi, Gernot Münster, Tomaso Poggio, Jörg Uhlig, Achim Weiguny, and Christian Wiecekowsky, for stimulating discussions.

References

- [1] Balian, R.: From Microphysics to Macrophysics. (Vol. I), Springer-Verlag, 1991.
- [2] Bazaraa, M.S., Sherali, H.D., & Shetty, C.M.: Nonlinear Programming. (2nd Ed.) New York: Wiley, 1993.
- [3] Beck, C. & Schlögl F.: Thermodynamics of chaotic systems. Cambridge University Press.
- [4] Bellac, M.: Quantum and Statistical Field Theory. Oxford: Clarendon Press, 1991.
- [5] Berry, M.V.: *Proc. Phys. Soc. (London)* **89**, 479, 1966.

- [6] Bertsekas, D.P.: Nonlinear Programming. Belmont, MA: Athena Scientific, 1995.
- [7] Binder, K.(ed.): The Monte Carlo Method in Condensed Matter Physics. Springer-Verlag, 1992.
- [8] Binder, K. & Heermann, D.W.: Monte Carlo Simulation in Statistical Physics. (Corr. 2nd Ed.) Springer-Verlag, 1992.
- [9] Binney, J.J., Dowrick, N.J., Fisher, A.J., & Newman, M.E.J.: The Theory of Critical Phenomena. Oxford: Clarendon Press, 1992.
- [10] Bishop, C.M.: Training with noise is equivalent to Tikhonov regularization. *Neural Computation* **7** (1), 108–116, 1995.
- [11] Bishop C.M.: Neural Networks for Pattern Recognition. Oxford: Clarendon Press, 1995.
- [12] Bishop, E. & Bridges, D.: Constructive Analysis. Springer, 1985.
- [13] Bleistein, N. & Handelsman, N.: Asymptotic Expansions of Integrals. (Originally published in 1975 by Holt, Rinehart and Winston, New York) New York: Dover, 1986.
- [14] Connor J.N.L. & Marcus, R.A.: *J. Chem. Phys.* **55**, 5636, 1971.
- [15] De Bruijn, N.G.: Asymptotic Methods in Analysis. (Originally published in 1958 by the North-Holland Publishing Co., Amsterdam) New York: Dover, 1981.
- [16] Deco, G. and Obradovic, D.: An Information-Theoretic Approach to Neural Computing. Springer-Verlag, 1996.
- [17] Doob, J.L.: *Stochastic Processes*. (New edition 1990) Wiley, New York, 1953.
- [18] Fischer, K.H. & Hertz J.A.: Spin Glasses. Cambridge University Press, 1991.
- [19] Fletcher, R.: Practical Methods of Optimization.(2nd Ed.) Wiley, 1987.
- [20] Gardiner, C.W.: Handbook of Stochastic Methods. (2nd Ed.), Springer-Verlag, 1990.
- [21] Gelman, A, Carlin, J.B., Stern, H.S., & Rubin, D.B.: Bayesian Data Analysis. Chapman & Hall, 1995.
- [22] Geman, S. & Geman, D: Stochastic Relaxation, Gibbs Distributions and the Bayesian Restoration of Images. *IEEE Trans. on Pattern Analysis and Machine Intelligence* **6** (7), 721–741, 1984.
- [23] Girosi, F., Jones, M., & Poggio, T.: Regularization Theory and Neural Networks Architectures. *Neural Computation* **7** (2), 219–269, 1995.
- [24] Girosi, F.: An equivalence between sparse approximation and support vector machines. A.I. Memo No.1606, Artificial Intelligence Laboratory, Massachusetts Institute of Technology, 1997. (To appear in *Neural Computation*)
- [25] Golden, R.M.: Mathematical Methods for Neural Network Analysis and Design. Cambridge, MA: MIT Press, 1996.
- [26] Hertz, J., Krogh, A., & Palmer, R.G.: Introduction to the Theory of Neural Computation. Addison-Wesley, 1991.
- [27] Hull, J.: Options, Futures, and other Derivative Securities. Prentice Hall, 1989.
- [28] Itzykson, C. & Zuber, J.-B.: Quantum Field Theory. New York: McGraw-Hill, 1985.
- [29] Itzykson, C. & Drouffe, J.-M.: Statistical field theory. Vol 1 & vol 2, Cambridge University Press, 1989.
- [30] Jensen, F.V.: An Introduction to Bayesian Networks. New York: Springer, 1996.
- [31] Kirkpatrick, S., Gelatt Jr., C.D., & Vecchi, M.P.: Optimization by Simulated Annealing. *Science* **220**, 671–680, 1983.
- [32] Klir, G.J. & Yuan, B.: Fuzzy Sets and Fuzzy Logic. Prentice Hall, 1995.
- [33] Klir, G.J. & Yuan, B. (eds.): Fuzzy Sets, Fuzzy Logic, and Fuzzy Systems. World Scientific, 1996.
- [34] Landau, L.D. & Lifshitz, E.M. Statistical Physics Part 1 (3rd edition) New York: Pergamon, 1980.
- [35] Lauritzen, S.L.: Graphical Models. Clarendon Press, Oxford, 1996.

- [36] Leen, T.K.: From Data Distributions to Regularization in Invariant Learning. *Neural Computation* **7**, 974–981, 1995.
- [37] Lemm, J.C.: Inhomogeneous Random Phase Approximation for Nuclear and Atomic Reactions. *Annals of Physics* **244** (1), 136–200 & 201–238, 1995.
- [38] Lemm, J.C. Prior Information and Generalized Questions. A.I.Memo No. 1598, C.B.C.L. Paper No. 141, Massachusetts Institute of Technology, 1996.
- [39] Lifshits, M.A.: Gaussian Random Functions. Kluwer Academic Publ., 1995.
- [40] Mezard, M., Parisi, G., & Virasoro, M.A.: Spin Glass Theory and Beyond. Singapore: World Scientific, 1987
- [41] Miller, W.H.: *J. Chem. Phys* **53**, 3578, 1970.
- [42] Montvay, I. & Münster, G.: Quantum Fields on a Lattice. Cambridge University Press, 1994.
- [43] Neal R.M.: Bayesian Learning for Neural Networks. Springer, 1996.
- [44] Negele, J.W. & Orland, H. Quantum Many-Particle Systems. Frontiers In Physics Series (Vol. 68), Addison-Wesley, 1988.
- [45] Michie, D., Spiegelhalter, D.J., & Taylor, C.C. (Eds.): Machine Learning, Neural and Statistical Classification. New York: Ellis Horwood, 1994.
- [46] Parisi, G.: Field Theory, Disorder and Simulations. Singapore: World Scientific, 1992.
- [47] Pearl, J.: Probabilistic Reasoning in Intelligent Systems: Networks of Plausible Inference. San Francisco, CA: Morgan Kaufmann, 1988.
- [48] Poggio, T., Torre, V., & Koch, C.: Computational Vision and Regularization Theory. *Nature* **317**, 314–319, 1985.
- [49] Poggio, T. & Girosi, F.: Networks for Approximation and Learning. *Proceedings of the IEEE*, **78** (9), 1990.
- [50] Poggio, T. & Girosi, F.: Notes on PCA, Regularization, Sparsity and Support Vector Machines. A.I.Memo in preparation, Massachusetts Institute of Technology, 1998.
- [51] Pokorski, S.: Gauge Field Theories. Cambridge University Press, 1987.
- [52] Ripley, B.D.: Pattern Recognition and Neural Networks. Cambridge University Press, 1996.
- [53] Rockafellar, R.T.: Convex Analysis. Princeton University Press, 1970.
- [54] Rose, K., Gurewitz, E., & Fox, G.C.: Statistical mechanics and phase transitions in clustering. *Phys. Rev. Lett.* **65**, 945–948, 1990.
- [55] Schapire R.E., Freund, Y., Bartlett, P., & Lee, W.S.: Boosting the Margin: A New Explanation for the Effectiveness of Voting Methods. Submitted for publication. Extended abstract in *Machine Learning: Proceedings of the Fourteenth International Conference*, 1997.
- [56] Smola A.J. & Schölkopf, B.: From regularization operators to support vector kernels. In: Jordan, M.I., Kearns, M.J., & Solla S.A. (Eds.): Advances in Neural Information Processing Systems, vol.10. Cambridge, MA: MIT Press, 1998.
- [57] Smola A.J., Schölkopf, B, & Müller, K-R.: The connection between regularization operators and support vector kernels. *Neural Networks* **11**, 637–649, 1998.
- [58] Tikhonov, A.N.: Solution of incorrectly formulated problems and the regularization method. *Soviet Math. Dokl.* **4**, 1035–1038, 1963.
- [59] Vapnik, V.N.: Estimation of dependencies based on empirical data. New York: Springer, 1982.
- [60] Vapnik, V.N.: The Nature of Statistical Learning Theory. New York: Springer, 1995.
- [61] Wahba, G.: Spline Models for Observational Data. Philadelphia: SIAM, 1990.
- [62] Watzlawick, P.(ed.): The Invented Reality. New York: W.W.Norton & Company, 1984.
- [63] Winkler, G.: Image Analysis, Random Fields and Dynamic Monte Carlo Methods. Berlin: Springer Verlag, 1995.
- [64] Wolpert, D.H.: Bayesian backpropagation over I–O functions rather than weights. In *Ad-*

- vances in Neural Information Processing Systems 6*. Cowan, J.D., Tesauro, G., & Alspector, J.(Eds.), 200–207, Morgan Kaufmann, San Francisco, CA, 1994.
- [65] Wolpert, D.H.: The Lack of A Priori Distinctions between Learning Algorithms. *Neural Computation* **8** (7), 1341–1390.
- [66] Yuille, A.L. & Kosowski, J.J.: Statistical Physics Algorithm That Converge. *Neural Computation* **6** (3), 341–356, 1994.
- [67] Zhu, S.C. & Mumford, D.: Prior Learning and Gibbs Reaction–Diffusion. *IEEE Trans. on Pattern Analysis and Machine Intelligence* **19** (11), 1236–1250, 1997.
- [68] Zinn–Justin, J.: Quantum Field Theory and Critical Phenomena. Oxford Science Publications, 1989.