

Earthquakes : from chemical alteration to mechanical rupture

Didier Sornette ¹

Department of Earth and Space Science
and Institute of Geophysics and Planetary Physics
University of California, Los Angeles, California 90095
and

Laboratoire de Physique de la Matière Condensée
CNRS and Université des Sciences, B.P. 70, Parc Valrose
06108 Nice Cedex 2, France

November 26, 2024

Abstract : In the standard rebound theory of earthquakes, elastic deformation energy is progressively stored in the crust until a threshold is reached at which it is suddenly released in an earthquake. We review three important paradoxes, the strain paradox, the stress paradox and the heat flow paradox, that are difficult to account for in this picture, either individually or when taken together. Resolutions of these paradoxes usually call for additional assumptions on the nature of the rupture process (such as novel modes of deformations and ruptures) prior to and/or during an earthquake, on the nature of the fault and on the effect of trapped fluids within the crust at seismogenic depths. We review the evidence for the essential importance of water and its interaction with the modes of deformations. Water is usually seen to have mainly the mechanical effect of decreasing the normal lithostatic stress in the fault core on one hand and to weaken rock materials via hydrolytic weakening and stress corrosion on the other hand. We also review the evidences that water plays a major role in the alteration of minerals subjected to finite strains into other structures in out-of-equilibrium conditions. This suggests novel exciting routes to understand what is an earthquake, that requires to develop a truly multidisciplinary approach involving mineral chemistry, geology, rupture mechanics and statistical physics.

¹email : sornette@cyclop.ess.ucla.edu

Contents

1	Introduction	3
2	Earthquakes : where are the challenges?	4
2.1	The N -body problem	4
2.2	Self-organized criticality	4
2.3	Application of statistical physics concepts	5
2.4	The one-body problem	5
3	The mechanical view	6
3.1	Seismology versus rock mechanics	6
3.2	Friction	7
3.3	The standard model: elastic rebound	8
4	The strain paradox	8
5	The stress paradox	9
5.1	Statement of the paradox	9
5.2	Proposed resolutions	11
6	The heat flux paradox	12
6.1	Statement of the paradox	12
6.2	Proposed resolutions	13
7	Water and rocks : Metamorphism and faulting	15
7.1	The ubiquity and importance of water	15
7.2	Effect of water on minerals: hydrothermal alteration under stress	16
7.2.1	Role of water in the presence of cracks: stress corrosion	16
7.2.2	Hydrolytic weakening	17
7.3	Role of water in rock metamorphism and relation to earthquakes	19
8	Structure and polymorphism of crustal minerals	22
9	The mechanical rupture : possible role of high frequency acoustic vibrations	23
10	Seismic radiation	25
10.1	The different regimes	25
10.2	Earthquake dynamical rupture	26
11	Other observations and questions	27
11.1	Laboratory experiments	27
11.2	The longer the recurrence time, the larger the stress drop	28
11.3	Shear heating	28
11.4	Seismic P-wave nucleation phase	28
11.5	Earthquakes occur preferentially in strong rocks	28
11.6	Earth tides and seismicity remotely triggered at long distances	29
11.7	Non-double couple components	29
11.8	Creeping sections and slow earthquakes	29
11.9	Deep earthquakes	30
11.10	Precursory phenomena	30
12	Concluding remarks	31
13	References	33

1 Introduction

A seismological map of the Earth reveals that the epicenters of earthquakes are for the most part located on long arcing strips - the seismological belts that encircle the planet. These seismological belts mark the Plate Tectonic boundaries of convergence, divergence and transform that define the lithosphere plates of the Earth. Much of the active seismological belts lie close to or are underneath densely populated areas of human habitation.

The fact that large populations are often found in tectonically active, earthquake prone areas may be due to the favorable environment they provided for the development of prehistoric human populations [Baily *et al.*, 1993; King *et al.*, 1994]. Furthermore, an important factor in the development of ancient civilizations [Knopoff and Sornette, 1995], i.e. the development of large communal populations, may have been the geographical isolation, induced by tectonic processes of mountain building that presented natural defenses. Examples of such ancient civilizations are to be found in Anatolia, China, Greece, India, Japan, Java, Mexico, Persia, Peru and Rome. The absence of tectonic defences in the plains promoted diffusion by marauders and hence the incubation processes necessary to develop large populations could not emerge. The growth of these populations has continued to this day. It was much later, in the middle ages, that global trade emerged as an even more potent force that allowed for the development of large populations in the plains, for example, of northern and western Europe. And the exploration and development of North America took place because of these more potent forces as well. An additional factor is that earthquake prone areas are geologically active and thus rich in mineral and oil reservoirs, as well as in the quality of the soil for agriculture exploitation. It has been estimated that the economic balance between property losses incurred during earthquakes and gains from their indirect economic benefits is largely positive.

Thus, people continue to live in large metropolitan areas such as Tokyo, San Francisco, Los Angeles, Santiago, and Rome to name a few, which are in danger of destruction by earthquakes. Statistics compiled by insurance companies such as Lloyds of London, rate earthquakes first among natural disasters in terms of severity of damage and loss of life. The last destructive Japanese earthquake at Kobe of magnitude 6.9 that occurred on January, 17, 1995, led to about \$ 200 billions of damage in a country that is a leader in engineering construction safety rules and hazard reduction efforts. Estimates by Japanese banks and insurances put the damage for the next great Tokyo earthquake ² at more than a trillion dollar, with important economic repercussions worldwide in the following years. Recent careful analysis of the seismic energy-frequency Gutenberg-Richter relation using an independent regionalization of global seismicity, the Harvard centroid-moment tensor catalog data and a combination of observed rates and tectonic deformation rates shows that all regions, except mid-ocean ridges, are susceptible to the same maximum earthquake magnitude around 8.5 [Kagan, 1997]. According to this result ³, there are almost no regions that are safe from great earthquakes on the long term. The only difference is the typical time scales, tens of years in Chile, a hundred or a few hundreds of years in Japan and California to tens of thousands of years in so-called non-seismic regions. These time scales are simply controlled by the deformation rates, i.e. the rate with which faults are reloaded, which go from several centimeters per year to a fraction of millimeter per year in different parts of the world. These time scales separating major earthquakes are larger than the historical development time of our industrial society leading to a global interconnected economy. We can thus expect surprising impacts that have never been experienced in the past.

Since the inception of seismology, there has been a great urgency upon the search for reliable precursor phenomena of earthquakes and their generative processes [Gokhberg *et al.*, 1995]. It is widely accepted that the extensive efforts of the last thirty years to find reliable earthquake prediction methods have largely failed [Evans, 1997; Geller *et al.*, 1997; Scholz, 1997; Snieder and van Eck, 1997; Wyss *et al.*, 1997]. This has even led some to assert that earthquakes are unpredictable [Geller *et al.*, 1997]. More researchers agree now that it is necessary to improve our fundamental understanding because “black box” prediction schemes do not work reliably. This review attempts to bring up to the physicists a flavor of the crisis [Jordan, 1997; Kagan, 1998] and the challenges felt by the earthquake science community.

²The last great Tokyo earthquake occurred in 1923 and completely destroyed the city. The estimate recurrence time is about 70 years plus or minus a large uncertainty.

³This view is controversial in comparison to the standard way of estimating the largest possible earthquake, based on the maximum fault length, which thus leads in general to much smaller estimations. However, the limitations of this “old” approach are more and more recognized because most recent damaging earthquakes occurred on unknown faults or activated several disconnected faults.

2 Earthquakes : where are the challenges?

2.1 The N -body problem

The most common view among physicists interested in earthquake modelling is that the real challenge lies in its “N-body” nature. This has led to a flurry of activities starting in the late eighties with hundreds of publications on earthquakes in physical as well as geophysical journals since. To simplify to the extreme, the one-earthquake or one-fault problem is usually thought to be relatively well-understood (even if an “isolated” fault has never been observed!) and the excitement (for the physicists) emerges when coupling (via long-range elasticity) many faults presenting highly nonlinear responses (threshold dynamics) in the presence of quenched (and also annealed) heterogeneity (to account for inhomogeneous rocks and fault geometries).

2.2 Self-organized criticality

This is the vision that led to the proposed analogy between earthquake organization and self-organized criticality [*Sornette and Sornette*, 1989; *Bak and Tang*, 1989; *Sornette et al.*, 1990; *Ito and Matsuzaki*, 1990; *Scholz*, 1991; *Sornette*, 1991] (see [*Main*, 1996; *Grasso and Sornette*, 1998] for reviews) and the recognition that earthquake dynamics offer for the solid earth a complexity and richness (and difficulties!) equivalent or even greater to that of hydrodynamic turbulence [*Kagan*, 1994]. Self-organized criticality provides a conceptual framework for understanding the Gutenberg-Richter size distribution of earthquakes, the power law fault length distribution, the fractal geometry of sets of earthquake epicenters and of fault patterns among others [*Sornette*, 1991]. It has recently been exploited to advance our understanding on the crust organization and about the rich and subtle properties found in tectonics and seismology, such as induced seismicity by water impoundment, mineral and gas extraction [*Grasso and Sornette*, 1998].

In a nutshell, SOC refers to the spontaneous organization of a system driven from outside in a globally dynamical statistical stationary state, which is characterized by self-similar distributions of event sizes and fractal geometrical properties. SOC applies to the class of phenomena occurring in continuously driven out-of-equilibrium systems made of many interactive components, which possess the following fundamental properties : 1) a highly non-linear behavior, 2) a very slow driving rate , 3) a globally stationary regime, characterized by stationary statistical properties, and 4) power distributions of event sizes and fractal geometrical properties. The crust obeys these four conditions [*Sornette*, 1991].

1. The threshold response can be associated with the rupture instability leading to the sudden unlocking of the fault.
2. The slow driving rate is that of the slow tectonic deformations thought to be exerted at the borders of a given tectonic plate by the neighboring plates and at its base by the underlying lower crust and mantle. The large separation of time scales between the driving tectonic velocity ($cm/year$) and the velocity of slip (m/s) makes the crust problem maybe the best natural example of self-organized criticality, in this sense.
3. The stationarity condition ensures that the system is not in a transient phase, and distinguished the long-term organization of faulting in the crust from, for instance, irreversible rupture of a sample in the laboratory.
4. The power laws and fractal properties reflect the notion of scale invariance, namely measurements at one scale are related to measurements at another scale by a normalization involving a power of the ratio of the two scales. These properties are important and interesting because they characterize systems with many relevant scales and long-range interactions as probably exist in the crust.

A remarkable feature of the SOC state is in the way it emerges. The spatial correlations between different parts of the system do not appear as a result of a progressive diffusion from a nucleus but from the repetitive action of rupture earthquake cascades. In other words, within the SOC hypothesis, different portions of the crust become correlated at long distances by the action of earthquakes and their relaxations which “transport” the fluctuations of the alteration and stress fields in the different parts of the crust many times back and forth to finally organize the system.

This physical picture is substantiated by various numerical and analytical studies of simplified models of the crust [Bak and Tang, 1989; Zhang, 1989; Chen *et al.*, 1991; Cowie *et al.*, 1994].

The crust is heterogeneous at many scales from the smaller atomic scale, with the presence of dislocations, impurities and grain boundaries to the scale of tectonic plate boundaries. Its structure can be approximatively described as fractal, probably better by multifractal or even better as hierarchical [Ouillon *et al.*, 1996]. Water is probably found everywhere within the crust, however with a very large heterogeneity. We thus envision the crust containing a 3D hierarchical network of faults and discontinuities with water filling them partially in varying amounts. As a consequence and in the presence of the heterogeneous strain field, rock alteration varies from place to place. Integrated over time, a substantial fraction of the crust is close to rupture instability. However, at a given instant of time, only a small subset of the crust is altered, sufficiently stressed and ripened enough to destabilize into a rupture earthquake. Together with the localization of seismicity on faults, this leads to the conclusion that a significant fraction of the crust is susceptible to rupture, while presently being quiescent. The quantitative determination of the susceptible fraction is dependent on the specificity of the model [Zhang, 1989; Pietronero *et al.*, 1991; Sornette *et al.*, 1994] and cannot thus be ascertained with precision for the crust. What is important however is that the susceptible part of the crust can be activated with relatively small perturbations or by modification of the overall driving conditions. This remark leads to a straightforward interpretation of induced seismicity by human activity [Grasso and Sornette, 1998].

2.3 Application of statistical physics concepts

Other modern physical concepts have been shown to be relevant to earthquakes. For instance, faults result from growth processes [Sornette *et al.*, 1990] and, in some limited cases, converge to geometrical structures that can be mapped onto optimal random manifolds [Miltenberger *et al.*, 1993; Sornette *et al.*, 1994a]. Nucleation and spinodal decomposition has been suggested to describe an incipient earthquake [Rundle and Klein, 1995; Klein *et al.*, 1997; Dieterich, 1992]. The presence of quenched heterogeneity coupled with dynamics is also thought to play a fundamental role [Miltenberger *et al.*, 1993; Sornette *et al.*, 1994b; Knopoff, 1996a; Fisher *et al.*, 1997] and leads to complex spatio-temporal behavior. Long-range elasticity can induce “frustration” in the motion of adjacent tectonic blocks [Sornette *et al.*, 1994a; Sornette and Vanneste, 1996] and lead to a hierarchical organization of faults and earthquakes in space and time [Alekseevskaya *et al.*, 1977; Scholz, 1990; Ouillon *et al.*, 1996], suggested to be qualitatively similar to spinglasses [Sornette *et al.*, 1994b]. The tensorial nature of crust motions leads to kinematic compatibility and geometric compatibility requirements [Gabrielov *et al.*, 1996]. Kinematic compatibility (also known as St-Venant compatibility) stems from the fact that the displacement must be uni-valued along a closed contour. Geometric compatibility measures the tendency for tectonic blocks to create or annihilate surface, by the activation of so-called thrust and normal faulting that relax the motion along the vertical direction perpendicular to the tectonic plates [Gabrielov *et al.*, 1996].

Recent efforts have been undergoing at the frontier between seismology and statistical physics to understand the origin of the observed complexity of the spatio-temporal patterns of earthquakes. An interesting debate has been whether space-time complexity can occur on an homogeneous fault solely from the nonlinear dynamics [Shaw, 1993; 1995; 1997; Cochard and Madariaga, 1994; 1996] associated to the slip and velocity dependent friction law [Dieterich and Kilgore, 1994; Dieterich, 1992]. Or, is the presence of quenched heterogeneity necessary [Rice, 1993; Benzion and Rice, 1993; 1995; Knopoff, 1996b]? It is now understood that complexity can emerge purely from the nonlinear laws but heterogeneity is probably the most important factor dominating the multi-scale complex nature of earthquakes and faulting [Ouillon *et al.*, 1996]. It is also known to control the appearance of self-organized critical behavior in a class of models relevant to the crust [Sornette *et al.*, 1995; Shnirman and Blanter, 1998].

2.4 The one-body problem

More than six years ago, a first draft of this review was focused on statistical models of rupture in heterogeneous media and their self-organizing principles, with emphasis on cooperative behavior in order to account for the many observed power law behaviors (see for instance [Kagan, 1994; Knopoff, 1996a; 1997]). Carlson *et al.* [1994], Rundle and Klein [1995] and Langer *et al.* [1996] have written reviews in this spirit, however mostly specialized to spring-block models.

In the last few years, my point of view has evolved dramatically. I am still convinced that the dynamics of earthquakes and their space-time structure provide a nice example of self-organizing nonlinear spatio-temporal systems and that this deserves investigations. I am confident that the physical community does not need encouragement in this area. However, I have come to realize that maybe the biggest challenge of all resides in the so-called “one-body” problem, i.e. in the understanding of the single earthquake “cycle”. This came while I was trying to synthesize many geological observations and experimental data. It progressively dawned on me that even the supposedly “simple” one-earthquake process is not at all understood and that this poses many fundamental questions. This review is focused at the basic facts that poses difficulties for their interpretation and for making them compatible with the standard pictures. The review is thus organized around the three main paradoxes, the strain, stress and heat flow paradoxes. The emphasis is on geological, seismological, mechanical and chemical data and concepts rather than on statistical physics. The challenge is to attempt to synthesize and account for the large body of phenomenology existing in these diverse disciplines that are rarely put together. The style of work is similar to that of a detective slowly and patiently assembling clues to identify the “shooting gun”: what is really an earthquake? It is hoped that this will help realize that the one-earthquake problem is amazingly diverse and multidisciplinary in essence and that mechanical and chemical processes are intimately coupled in earthquake processes. The main theme developed here is that it is not possible to get a reasonable description of an earthquake if one forgets about the chemical processes occurring at the small scale. In contrast to the homogenization approaches that lead to treatments of earthquakes solely based on macroscopic descriptions, here we propose that the preparation of an earthquake and its triggering start at the atomic level and that keeping such a (multi-scale) description is necessary for understanding what an earthquake is. This may be an example where different levels of the hierarchical structure of science meet and interfere, in contrast to the more usual bottom-up structure [Anderson, 1972].

3 The mechanical view

The fault of the geologist is not the same object as the fault of the rock mechanician which is itself a different structure than the fault of the seismologist. For the geologist, complex cataclastic deformations are ubiquitous in fault zones. For the rock mechanician, gouge⁴ and localized deformation are the key elements. For the seismologist, the earthquake source as one (or several) double-couple set(s) of forces (see section 10 for a definition of a double-couple) on well-defined rupture planes is the fundamental quantity. We shall try to synthesize these different view points and, in this way, gain a better understanding of the physical mechanism of earthquakes.

3.1 Seismology versus rock mechanics

It is a common wisdom that an earthquake is primarily a mechanical process which appears as a genuine rupture (or a reactivation of a previous rupture) of the crust, and the earth behaves as an elastic body during the short time span of the phenomena [Aki, 1988]. Such model is very good at calculating the static strain fields that are created by large dislocations⁵ at fault planes. They are also very good at calculating the propagating compressional and shear waves that are important dynamical consequences of earthquakes. It is recognized that some complication occurs in the earthquake source region before and during the earthquake but it is encapsulated in the purely mechanical formulation in terms of the double-couple⁶ source mechanism [Burridge and Knopoff, 1964]. At the simplest level of description, elastic energy is progressively stored until a static friction threshold is reached at which the fault slips according to dynamical friction, creating the equivalent of an extended dislocation.

This description is evidenced by the many superficial observations of fresh surface rupture traces, fresh scarps and fresh displacements seen at the surface of the earth after large earthquakes. Fractures are also widely observed in surface rocks of all types. When trying to understand the mechanism underlying an earthquake, it thus seems natural to think that some sort of rupture is the *cause*

⁴The gouge is the fragmented core of a fault.

⁵A dislocation is a planar fault domain over which a slip discontinuity is imposed.

⁶An admissible earthquake must be such that the medium is in mechanical equilibrium after the introduction of this event. Thus, the total force and the total torque induced by the earthquake must vanish, hence the term “double-couple”.

of the earthquake. The standard earthquake picture is thus based on the idea that pre-existing cracks can grow progressively by subcritical growth, leading ultimately to a catastrophic failure propagating at a fraction of the shear wave speed. A similar and related mechanism is to invoke friction of pre-existing faults, which goes from very slow stable growth to unstable, depending on the stress loading and other water content.

The present understanding is vividly summarized by Scholz [1992a], who contrasts the two main paradigms of the earthquake mechanism. On the one hand, seismologists tend to view an earthquake as a seismic source characterizing a fracture phenomenon, *i.e.* the rupture of a strong part of the crust. This view is influenced by the seismological observations which put the emphasis on the generation of elastic waves and their propagation to the recording stations. On the other hand, rock mechanicians consider an earthquake as a stick-slip event controlled by the friction properties of the fault, *i.e.* the destabilization of a weak part of the crust. This formulation has been shaped by numerous laboratory experiments under a variety of pressure and temperature conditions (which however reproduce only imperfectly the conditions prevailing in the crust). Scholz [1992a] sees the transition from the first paradigm to the second one as ineluctable: the seismological paradigm uses concepts such as asperities and barriers which remain loosely defined (see however for instance [Aki, 1979]); in contrast, the stick-slip friction mechanism has developed quantitatively both with laboratory experiments and theoretical formulations.

3.2 Friction

As a scientific field, solid friction has a long history, probably starting in the western world about 500 years ago with Leonardo di Vinci, continuing with the empirical Amontons' laws two centuries later and Coulomb's investigations of the influence of slipping velocity on friction in the XVIII century. Only three decades ago was it recognized that friction has probably a fundamental role in the mechanics of earthquakes [Brace and Byerlee, 1966]. Rock mechanicians consider an earthquake as a stick-slip event controlled by the friction properties of the fault, *i.e.* the destabilization of a weak part of the crust. Numerous laboratory experiments have been carried out to identify the parameters that control solid friction and its stick-slip behavior [Persson and Tosatti, 1996]. The most significant variables appear to be the mineralogy, the porosity, the thickness of the gouge, the effective pressure, the temperature and the water content [Byerlee *et al.*, 1968; Brace, 1972; Beeman *et al.*, 1988; Gu and Wong, 1991; Johansen *et al.*, 1993; Streit, 1997]. Low velocity experiments have established that solid friction is a function of both the velocity of sliding and of one or several state parameters, roughly quantifying the true surface of contact [Brace, 1972; Dieterich, 1972; 1978; 1979; 1992; Ruina, 1983; Cox, 1990; Beeler *et al.*, 1994; 1996; Baumberger and Gauthier, 1996; Scholz, 1998]. These Ruina-Dieterich laws constitute the basic ingredients in most models and numerical elastodynamic calculations that attempt to understand the characteristics of earthquake sources.

A well-known and serious limitation of these calculations based on laboratory friction experiments is that the friction laws have been determined using sliding velocities no more than about 1 cm/s, *i.e.* orders of magnitude below the sliding velocity of meters or tens of meters believed to occur during an earthquake. Is it correct then to extrapolate these laws, and especially the velocity weakening dependence, to large velocities? This question is all the more relevant when one examines the underlying physical mechanisms of the friction laws. At low velocity, hysteretic elastic and plastic deformations at the scale of roughness asperities seem to play a dominant role [Bowden and Tabor, 1954; Sokoloff, 1984; Jensen *et al.*, 1993; Dieterich and Kilgore, 1994; Caroli and Nozières, 1996; Tanguy and Nozières, 1996; Tanguy and Roux, 1997; Caroli and Velicky, 1997; Bocquet and Jensen, 1997].

At large velocities, different mechanisms come into play. Collisions between asperities and transfer of momentum between the directions parallel and perpendicular to the motion may become an important mechanism [Lomnitz, 1991; Pisarenko and Mora, 1994]. This regime is probably relevant for the resolution of the apparent low-friction problem stemming from the heat flow paradox and the low strength of the San Andreas fault as we discuss below. Recently, Tsutsumi and Shimamoto [1996; 1997] have reached a completely novel regime, by performing friction measurements on rotating cylindrical samples at velocities up to 1.8 m/s and for slips of several tens of meters. They results cannot be taken completely for granted due to several experimental problems but seem to indicate the existence of a change of regime from velocity weakening to velocity strengthening and then again to velocity weakening at the largest velocities. This last regime seems to be associated

to the melting of a very thin layer. It is quite possible that different physical mechanisms might lead to a change of regime in the velocity and slip dependence of the solid friction law at large slip velocities. One thus needs to explore the high velocity regime in a variety of conditions, as has been done for the low velocity regime. In this goal, recent realistic 3D numerical simulations of elastic bodies sliding on top of each other in a regime of velocities of meters to tens of meters per second have been performed that allows one to probe more intimately the response of the bodies and the nature of the friction, that any experiment could. A velocity strengthening is found with a doubling of the friction coefficient when the velocity increases from 1 *m/s* to 10 *m/s*, which reflects the increasing strength of vibrational damping [Maveyraud *et al.*, 1998].

3.3 The standard model : elastic rebound

Geodetic measurements of crustal deformations starting in 1850 in California and conducted after the 1906 San Francisco earthquake indicated that significant horizontal displacements parallel to the ruptured San Andreas fault had occurred both before and after the earthquake. In particular, Reid noticed that distant points of opposite sides of the fault had moved 3.2 meters over the 50-year period prior to 1906. This led him to the famous *elastic rebound* theory for the cause of earthquakes [Bolt, 1993].

The theory is best explained using a simple diagram shown in figure 1, representing a locked fault within an elastic medium immediately after the last earthquake [Turcotte and Schubert, 1982]. A relative uniform tectonic velocity u_0 is applied at a distance b from each side of the fault and the shear strain ϵ increases with time according to

$$\epsilon = \frac{u_0 t}{2b} . \quad (1)$$

The stress increases correspondingly uniformly as

$$\sigma = \sigma_d + G \frac{u_0 t}{2b} , \quad (2)$$

where σ_d is the so-called dynamical frictional stress that is operative on the fault at the end of faulting and G is the shear modulus. The locked fault can transmit any shear stress less than its assumed static frictional stress σ_f . When this stress is reached at the time

$$t^* = \frac{2b}{Gu_0}(\sigma_f - \sigma_d) , \quad (3)$$

slip occurs on the fault in a few seconds so that the edges of the plates can be assumed to be stationary during this time. The accumulated shear strain $\epsilon^* = \frac{u_0 t^*}{2b}$ is recovered by the plates by a springing back or rebounding on each side of the fracture, thus the term *elastic rebound*. The resulting displacement on the fault is $d = 2\epsilon^* 2b$. After the earthquake, the fault locks and the cycle repeats.

4 The strain paradox

From the observation of the fault slip d of the earthquake, the elastic rebound theory of the previous section with eq.(2) predicts the order of magnitude of the width b over which the shear strain develops progressively across the fault prior to the earthquake :

$$2b = \frac{G}{(\sigma_f - \sigma_d)} d . \quad (4)$$

We consider a typical displacement $d \approx 5m$ on the fault during a large earthquake. The shear elastic modulus is of the order of 10 *GPa*⁷. The stress drop $\sigma_f - \sigma_d$ on the fault during the large earthquake lie in the range 1 – 10 *MPa*. The equation (4) leads to the estimate

$$2b = 5 - 50 \text{ km} . \quad (5)$$

⁷Basalt and granite have a large modulus 30 – 50 *GPa*. However, the crust is heterogeneous with defects and cracks are many different scales. As a consequence, the modulus determined in the laboratory from homogeneous samples overestimates significantly the values in the field. Due to the large heterogeneity, it is difficult to give a meaningful and precise value for the modulus. Our calculation must rather be taken as an order of magnitude estimate.

Note that b is all the smaller, the larger is the stress drop.

The order of magnitude of the result (5) is robust with respect to the many ways with which one can refine the model. A standard model [Turcotte and Schubert, 1982] (page 371) consists of two lithospheric plates of thickness T sliding past each other and in contact at the position of the fault. Initially, there is no stress on the fault which is locked to a depth a . This depth represents the thickness of the brittle seismogenic crust. Below, the material is ductile and flows continuously without locking. The plates are then displaced progressively but no displacement occurs on the locked part of the fault. Assuming that the displacement rate is imposed at a large distance from the fault, a simple elastic calculation [Turcotte and Schubert, 1982] (page 373) shows that the shear strain is concentrated in a narrow zone of width $b \approx a$ around the fault. For a typical thickness $a \approx 15 \text{ km}$ for the brittle crust, we thus get a confirmation of the order of magnitude estimate (5).

Modern geodetic measurements are sufficiently precise to test for the existence of strain localization. The surprise is that there is no geodetic evidence of the existence of a concentration of shear deformation at the scale of $1 - 10 \text{ km}$ around faults in many situations, even if others exhibit it [Pearson et al., 1995]. The geodetic displacement profiles obtained across section of faults that have not ruptured in the last decades give an essentially uniform strain over distances of 150 km or more from the fault [Walcott et al., 1978; 1979; Shen et al., 1996; Snay et al., 1996]. This leads to a problem. Indeed, if we put $2b \approx 150 \text{ km}$ in (2) while keeping the plate tectonic displacement of the same order $d \approx 5 \text{ m}$, we get a reduction of strain by a factor $10 - 100$. This leads to a much smaller stress drop at rupture than usually measured for large earthquakes. Taking $G \approx 10 \text{ GPa}$ leads to $\sigma_f - \sigma_d \approx 0.1 \text{ MPa}$ (1 bars) (see below the discussion in section 5). We note that there is evidence that some small earthquakes can exhibit very small stress drop of the order of 0.1 MPa [Scholz, 1990] (page 183, figure 4.10), but this is by no mean the case for the population of large earthquakes. How a large earthquake can develop and pass over barriers with a small stress drop is another unresolved difficult question in the standard conceptual framework.

On the other hand, strain concentrations are observed very neatly *after* a large earthquake [Shen et al., 1994; Massonnet et al., 1994; 1996]. The observed postseismic relaxation, with concentration in the vicinity of the fault, is attributed either to viscoelastic relaxation in the volume of the crust and upper mantle or to afterslip on continued slip on the fault planes rupture in the earthquake. There are no particular difficulties to account for these observations within the current understanding of the crust rheology.

We mention another phenomenon occurring at much smaller scales: horizontal fault slippage has been detected in several faults around the world ([Bolt, 1993], pages 92-93), including the San Andreas fault system, the north Anatolian fault in Turkey and along the Jordan Valley rift in Israel. The slip is usually highly localized on a width of one meter or less and has an amplitude of a few millimeter and a duration of a few minutes to a few days. The standard interpretation is to invoke the weak strength of the gouge material present within faults in the upper layers of the crust which can not resist the tectonic applied shear. If the shear is applied more at the bottom of the crust, as in several model calculations, it is hard to argue that the upper gouge would deform while the lower stronger layer is stuck. We have seen that the upper layers respond and follow the after-earthquake continuous deformation. The observed localized slip at the upper surface should thus reflect a process occurring in the stronger rock materials, namely very localized deformations. It is still an open question whether the faults having measurable creep could carry very large earthquakes (magnitude 5 earthquakes are been measured on these faults).

5 The stress paradox

5.1 Statement of the paradox

In the laboratory, frictional sliding is observed to occur at lower stresses than cracking. This is the usual proposed rational for considering that earthquakes are better described as slip events than as rupture processes.

There is a large body of litterature documenting the maximum shear stress to initiate sliding as a function of normal stress for a variety of rock types. The best linear fit defines a maximum coefficient of static friction $f_s = 0.85$ [Byerlee, 1977], with a range maybe between 0.6 to 1 approximately⁸. The range has been confirmed by stress inversion of small faults slip data in situ with result 0.6 ± 0.4

⁸Heuze [1983] reviews a large body of the litterature until that time on the various properties of granitic rocks.

[Sibson, 1994]. The stress inversion methods follow the assumption that slip along a fault occurs in the direction of the maximum resolved shear stress. These methods calculate the stress axes which minimize the angular deviation between the observed slip axis along the fault and the axis of the maximum resolved shear stress determined from the general stress.

There is big discrepancy between this value of friction measured for rocks in the laboratory in situ and the corresponding stress threshold on the one hand and the stress that is available in nature to trigger an earthquake on the other hand. Indeed, assuming a Mohr-Coulomb relation, for a normal stress of the order of the lithostatic pressure, say 300 MPa at 10 km depth, the shear stress at threshold is thus of order 200 MPa⁹. Using a shear modulus of 10 GPa, this yields a shear strain at threshold of $\epsilon \approx 3 \cdot 10^{-3}$. This is an enormous value that would demand a very large localization. Consider a large earthquake with rupture slip of $u \approx 5$ m, then the localization width must be $\frac{u}{\epsilon} \approx 1.7$ km. As already discussed, this is not usually observed. In addition, the stress of the San Andreas fault zone deduced from a variety of techniques is found to be low and directed at a large angle close to perpendicular to the fault [Zoback *et al.*, 1987]. This is in contradiction with the frictional sliding model. A more detailed tensorial analysis assuming hydrostatic pore pressures gives the depth-averaged shear strength of faults in the brittle continental crust under a typical continental geotherm and strain rate of about 35 MPa (350 bars) in normal faulting, 150 MPa in thrust faulting and 60 MPa in strike-slip faulting [Hickman, 1991]. Computer simulations modeling fault networks in California with thin-plate finite elements, when tested against measured slip rates on faults, against principal stress directions and rates of geodetic baselines, suggest that the time-average friction coefficient of major faults is only 0.17 – 0.25, i.e. only 20% – 30% of the value that is assumed for the friction of intervening blocks [Bird, 1989; Bird and Kong, 1992].

In the previous section, we have discussed the paradox that, in many situations, strain localization is not observed. Strain localization could be naively argued to be necessary to increase the stress level necessary to trigger earthquakes. The problem with this argument is that, if the gouge zone is weak, it will indeed accumulate and localize the strain but the stress will still be small due to the weak elastic modulus. On the other hand, if the fault gouge is not so weak, the strain will not be localized and thus the stress will also be weak due to the small strain, as the deformation is spread over a large domain. Let us make this quantitative by using a simple 1D model. Consider two shear springs associated in series of shear elastic modulus k_1 and k_2 . One extremity of the springs is fixed and the other one is displaced by the amount u . The force

$$F = \frac{k_1 k_2}{k_1 + k_2} u \quad (6)$$

is the same in each spring and their respective displacement is

$$u_1 = \frac{k_2}{k_1 + k_2} u \quad \text{and} \quad u_2 = \frac{k_1}{k_1 + k_2} u, \quad (7)$$

which add up to the total displacement u . Note that if the weak zone (represented by spring 1) is such that $k_1 \ll k_2$, then $u_1 \approx u$, i.e. essentially all the deformation is localized within the weak layer. However the force is weaker and weaker as k_1 decreases since $F \approx k_1 u$. In the other limit where $k_1 \rightarrow k_2$ (no weakened zone), strain localization disappears ($u_1 = u_2 = \frac{u}{2}$) and the force $\frac{k_2}{2} u$ is of the same order.

Let us translate this spring model by considering that the weak spring has a size b corresponding to the width of the gouge zone and the strong spring has the width L of a tectonic plate. The previous calculation gives the stress σ_1 within the weak zone

$$\sigma_1 = \frac{k_1}{1 + \frac{L}{b} \frac{k_1}{k_2}} \frac{u}{b}. \quad (8)$$

Let us take $\frac{L}{b} \approx \frac{100 \text{ km}}{1 \text{ km}}$. If $\frac{k_1}{k_2} \approx 1$, we get $u_1 \approx \frac{u}{100}$ (no strain localization) and $\sigma_1 \approx k_1 \frac{u}{L} \approx 10^{10} \frac{5}{10^5} = 0.5$ MPa. On the other hand, if the gouge is soft, i.e. $k_1 \approx \frac{k_2}{100}$, then $u_1 \approx \frac{u}{2}$ (strain localization) but $\sigma_1 = k_1 \frac{u}{b} \approx k_2 \frac{u}{L}$, which gives the same order of magnitude: the enhancement of the strain is exactly compensated by the softening of the gouge. We thus see that the largest stress drops that are measured (for instance 30 MPa for Landers earthquake of June, 18, 1992, $M_S \approx 7.3$)

⁹This must be compared to the average stress drop for large and great earthquakes which varies between 1 and a few 10 MPa [Kanamori, 1994]

cannot be accounted for by a localization of the strain within a soft gouge. This simple calculation shows the difficulty in having both strain localization and significant stress build-up by invoking solely a mechanical deformation process. We could have guessed this result from the start from stress conservation.

A set of stress-field indicators, including borehole breakouts, earthquake focal mechanisms and hydraulic fractures, suggests that many (but not all) active faults are sliding in response to very low levels of shear stress [Zoback, 1992a; 1992b]. For instance, the maximum horizontal principal stress, as measured by borehole breakouts and hydraulic fractures, is nearly perpendicular to the San Andreas fault in Central California. Within the standard mechanical model, this implies that the San Andreas fault is sliding at a very low shear stress. It is very important to stress that this conclusion is reached by using the usual solid friction law and is thus *model-dependent*. Within alternative scenarios, this conclusion is no more necessary. Also noteworthy is the paradox of large overthrusts [Brune *et al.*, 1993], namely that thrust faults¹⁰ exhibit an orientation too close to the horizontal to obey the usual friction law, thus also requiring an anomalously small resistance to friction. Such low-angle faulting is observed in many places and is in contradiction with Anderson’s classification of faults [Anderson, 1951] and with the friction theory usually used for the other modes of faulting. The conclusion on this weakness of faults is contrary to traditional views of fault strength based upon laboratory experiments and creates a serious problem as one cannot rely directly on the knowledge accumulated in the laboratory.

The situation is made even more confusing when one refers to the occasional observations of very high stress drops (30 MPa to 200 MPa) in moderate earthquakes [Kanamori, 1994]. This would indicate that the stress drop (and therefore the absolute stress level) can be very large over a scale of a few kilometers. But then we should see large strain and anomalous heat flux due to frictional heating (see below).

5.2 Proposed resolutions

To account for these puzzles, many suggestions have been made. Let us mention in particular that Chester [1995] has proposed a multi-mechanism friction model including cataclitic flow, localized slip and solution transfer assisted friction in order to describe the mechanical behavior of the transitional regime at mid-crustal depths. His conclusion is that, on the basis of existing friction constitutive relations, only very thin faults (about 1 mm thick) can display the rate dependent characteristics (such as stress drop) necessary for initiation of seismic slip to any significant depth in the crust. Blanpied *et al.* [1995] also use the multimechanism friction model for frictional slip of granite. They stress that extrapolating the laboratory results to conditions not encompassed by the data set (i.e. to approach the conditions in the crust) is uncontrolled as many mechanisms are competing in a complex way. Even the fluid-assisted deformation mechanisms, such as solution precipitation creep, often invoked to explain the apparent low strength of some major faults actually lead to velocity strengthening stable slip. An honest statement is probably that we do not have enough informations, in view of the complexity of all the competing processes, to determine with some certainty the rheology at seismogenic conditions in the crust.

The solution which is often proposed to resolve this problem is to invoke fluid pore pressure. The presence of a fluid decreases the normal stress exerted on a fault and thus decreases the driving shear stress that is necessary to reach the sliding threshold while keeping the most favorable slipping direction unchanged. This last condition ensures the compatibility with the in-situ stress inversion measurements.

The problem however remains to find a mechanism for pressurizing fault fluids above the hydrostatic value $\rho_{water}gh$ towards the lithostatic value $\rho_{rock}gh \approx 3 \rho_{water}gh$ in short time scales compatible with earthquake cycles. Several scenarios have been proposed in which low fault strength results from high pore pressure. One model invokes the expansion of fluid pores from co-seismic shear heating [Lachenbruch, 1980], but it is hard to understand how this mechanism would work to trigger an earthquake. Another mechanism uses a mantle-derived source of fluids to maintain overpressure within a leaky fault [Rice, 1992]. To work, the amount of fluid must be a function of time in a way which is poorly constrained. Another mechanism is suggested by recent laboratory sliding experiments on granite which show that the sliding resistance of shear planes can be

¹⁰Thrust faulting refers to a mode of sliding during an earthquake in which one block moves upward with respect to the other block on the other side of the fault, so as to accomodate a large scale shortening (or compressive) deformation.

significantly decreased by pore sealing and compaction which prevent the communication of fluids between the porous deforming shear zone and the surrounding material [Blanpied *et al.*, 1992]. The problem however, not tested in the laboratory experiment, is to understand what causes the change in permeability and the sealing of the pores (which are imposed exogeneously in the experiments). Several works have explored the mechanisms and characteristic time scales of pore and crack sealing, with the conclusion that crack sealing occurs more by pressure solution with mass transfer with time scale of years to centuries rather than by fast self-healing [Gavrilenko and Gueguen, 1993; Renard *et al.*, 1997; 1998; Gratier *et al.*, preprint]. While at first view, this mechanism seems reasonable, it is at variance with other well-documented effects of fluid on rocks under stress, namely hydrolytic weakening and stress-corrosion subcritical crack growth [Scholz, 1990]. It is thus hard to justify the postulate [Blanpied *et al.*, 1992] that “a fault remains sealed indefinitely once pressure seals are in place”. This assumption is also in disagreement with the relatively high values of crust permeability inferred from in situ phenomena which indicate that the rocks are in general close to hydrostatic [Brace, 1980], implying that water at depth is sufficiently connected to the free surface. Similar weakening of the shear strength may also be attained by the presence of a relatively soft gouge layer surrounding the harder rock [Lockner and Byerlee, 1993]. However, in this last case, the low apparent friction is no more compatible with the orientation of the fault and in-situ stress measurements. Another problem is, as already mentionned, that fluid pressure close to lithostatic value implies fluid trapping and absence of connectivity with larger reservoirs and the upper surface. Thus, the overpressurization can only work in small local fault regions, which become similar to open cracks. It is hard to conceive that the overpressurization will invade the whole length of the fault, in view of the amount of available fluid. The friction would thus be decreased or even suppressed only on localized region and it is not obvious that this would decrease significantly the effective macroscopic friction.

To summarize, it seems that invoking fluid overpressure to weaken the effective friction coefficient serves a single purpose and creates novel difficulties to interpret other observations. For instance, how to rationalize within the fluid pore pressure scenario the observation by Kanamori *et al.* [1992] and others that the longer the interval between two earthquakes on the same fault, the larger the stress drop?

6 The heat flux paradox

6.1 Statement of the paradox

The heat flow paradox [Hickman, 1991] in a seismically active region was first proposed by Bullard [1954]: to allow for large earthquakes, a fault should have a large friction coefficient so that it can store a large amount of elastic energy and overpass large barriers. However, if the dynamical friction coefficient is large, large earthquakes should generate a large quantity of heat due to the rubbing of the two surfaces, which is not easily dissipated in a relatively insulating earth. Under repetition of earthquakes, the heat should accumulate and either result in localized melting (which should inhibit the occurrence of further earthquakes because slow continuous sliding should then occur) or develop a high heat flow at the surface. Observations over the entire state of California have shown the absence of anomalous heat flow across the major faults [Henyey and Wasserburg, 1971; Lachenbruch and Sass, 1980; 1988; 1992; 1995; Sass *et al.*, 1992].

Quantitatively, consider a 1906-San Francisco earthquake releasing about $E \approx 10^{17} \text{ J}$ ¹¹ over a rupture length of 400 km and occurring every $T \approx 100 \text{ years}$. Assume that a major fraction is dissipated during the rupture in a localized domain around the fault due to friction, rupture, and similar processes. To get an upperbound, we suppose that all the energy is converted into heat. Neglecting the finite width of the lithosphere, the one-dimensional heat diffusion problem is easily solved [Turcotte and Schubert, 1982] (page 188). An impulsive heat pulse diffuses with the heat diffusion coefficient $\kappa = \frac{k}{\rho c}$, defined in terms of the coefficient $k \approx 2 \text{ W m}^{-1} \text{ K}^{-1}$ of thermal conductivity, the density ρ and the specific heat c of the crust. For the lithosphere, $\kappa \approx 1 \text{ mm}^2/\text{s}$ typically. Over the repeat period of 100 years, an impulsive source of heat diffuses over the typical scale $\sqrt{\kappa t} \approx 50 \text{ m}$, which is significantly smaller than the broken zone width (about a few hundred

¹¹This is probably an upperbound because it is estimated by assuming that the stress drop is equal to the shear stress before the earthquake [Knopoff, 1958], while it is generally thought that the stress drop is a fraction of the pre-rupture stress.

meters to a few kilometers in a mature fault such as the San Andreas). It thus makes sense to use a continuous approximation (low-pass band filter) and consider that the amount of heat generated by a series of repeating earthquakes with period 100 *years* is equivalent to a localized continuous heat source with output power q_0 equal to the average of the impulsive contributions from earthquakes. This yields

$$q_0 \approx \frac{E}{TS} . \quad (9)$$

Using $E \approx 10^{17} \text{ J}$, $T \approx 100 \text{ years} \approx 2.5 \cdot 10^9 \text{ s}$ and $S = 400 \text{ km} \times 15 \text{ km}$ (heat is generated in a narrow zone along the rupture surface of depth approximately given by the brittle crust depth), we get $q_0 \approx 67 \text{ mW/m}^2$. Neglecting dissipation, we can calculate the surface heat flux $q(x)$ perpendicular to the fault, which is generated by this constant localized source q_0 . It is given by $q(x, t) = q_0 \operatorname{erfc}(\frac{x}{2\sqrt{\kappa t}})$, where erfc is the complementary error function. In the presence of the upper crust surface, this horizontal heat flux must also translate into a vertical heat flux of the same magnitude. We thus see that one should expect an anomalous heat flux of large amplitude localized in the vicinity of the fault. Our approximations provide an upper bound for this anomalous flux, equal to $q_0 \approx 70 \text{ mW/m}^2$. We get the same order-of-magnitude estimate by following [Lachenbruch and Sass, 1980; 1988; 1992; Lachenbruch et al., 1995] and calculating the frictional heating as the work $v \sigma$ per unit time and unit volume done by the fault moving at its average tectonic velocity v (a few centimeters per year) under its average stress σ . This is also the same as the work $V \sigma \frac{\delta t}{T}$ per unit time and unit volume done by the fault moving during an earthquake at particle velocity $V \approx 1 \text{ ms}^{-1}$ over a time $\delta t = \frac{\delta u}{V}$ to produce the slip δu . The normalizing factor $\frac{\delta t}{T}$ accounts for the fact that this heat dissipation only occurs during the brief instant of time δt of the duration of the earthquake compared to the large recurrence interval T between earthquakes.

The estimation $q_0 \approx 70 \text{ mW/m}^2$ is a significant effect, comparable to the mean surface heat flux in California equal to about 50 mW/m^2 . Over one hundred heat flow measurements in the San Andreas fault zone give no evidence for any local frictional heating on the main fault trace at any latitude over a 1000 km length. These measurements provide an upper bound for the frictional resistance allocated to heat production of about 10 MPa [Lachenbruch, 1980; Lachenbruch and Sass, 1980; 1988; 1992; Lachenbruch et al., 1995].

6.2 Proposed resolutions

Since the previous estimations are upper bounds, we have probably overestimated the fraction of energy allocated to frictional heating and this is the first possible explanation. But present measurements are able to detect anomalies of less than 10 % of the average flux and this should be enough to access to the frictional heating.

Another standard explanation is that no significant heat is generated because the dynamical friction coefficient is low on the most rapidly slipping faults in California. Two classes of models are then usually proposed. In the first class, the low dynamical friction is produced during the event itself. Various mechanisms are invoked, such as crack-opening modes of slip [Brune et al., 1993; Anooshehpour and Brune, 1994; Schallamach, 1971], dynamical collision effects [Lomnitz-Adler, 1991; Mora and Place, 1994; Pisarenko and Mora, 1994; Schmittbuhl et al., 1994], self-organization of gouge particles under large slip [Lockner and Byerlee, 1993; Scott et al., 1994; Scott, 1996], acoustic liquifaction [Melosh, 1996] and so on.

In the second class of models, the fault has a low friction before the onset of the event. This may be due to the presence of low-strength clay minerals such as Montmorillonite (the weakest of the clay minerals) [Morrow et al., 1992], to an organized gouge structure similar to space filling bearings with compatible kinematic rotations [Herrmann et al., 1990], to the presence of phyllosilicates in well-oriented layers [Wintsch et al., 1995] or to the existence of a hierarchical gouge and fault structure leading to renormalized friction [Schmittbuhl et al., 1996].

Much attention has also been devoted to the role of overpressurized fluid [Lachenbruch, 1980; Byerlee, 1990; Rice, 1992; Blanpied et al., 1992; 1995; Sleep and Blanpied, 1992; Moore et al., 1996]: if water, believed to be ubiquitous within the crust, is connected to the surface, its pressure is given by the hydrostatic value $\rho_w g h \approx 100 \text{ MPa}$ at 10 km depth (ρ_w is the density of water); on the other hand, if pockets of water are trapped, the fluid pressure in these pockets becomes equal to the lithostatic value $\rho g h$, where ρ is now the density of rocks. This leads to a pressure about three times larger $\rho g h \approx 300 \text{ MPa}$ at 10 km depth. In this situation where the fluid pore pressure is elevated to values close to the normal compressive stress (lithostatic pressure), the fault could be weakened

enough to exhibit a weak stress threshold and friction. Recall that, in the friction model, a fault is strong if the normal stress is strong to hold the two surfaces of the fault together. If the interstitial fluid pressure decreases significantly the normal stress, the fault becomes weak.

Fluid pressure close to lithostatic value implies fluid trapping and absence of connectivity with larger reservoirs and the upper surface. Thus, the overpressurization can only work in small local fault regions, which thus become almost free, similarly to open cracks. It is hard to believe that the overpressurization will invade the whole length of the fault, in view of the amount of fluid that would entail. The friction would thus be decreased or even suppressed only on localized region and not on the whole fault. In addition, laboratory data [David *et al.*, 1994] suggest that a relatively high influx of fluid from below the seismogenic layer is necessary to maintain pore pressure at close to the lithostatic value, as postulated in the Rice model [Rice, 1992]. Scholz [1992b] has noticed that the fluid pressure scenario has one major problem that remains to be resolved, namely that a brittle material can never resist a pore pressure in excess of the least compressive stress σ_3 without drainage occurring by hydrofracturing. σ_3 could then be the fluid threshold of a rupture instability which could possibly trigger an earthquake. However, this mechanism does not lead to a small friction coefficient. Segall and Rice [1995] have developed a model of unstable slip of a fluid infiltrated fault using a rate and state dependent friction model with dilatancy and pore compaction. For earthquake to nucleate, they find that the fluid pressure must not be large and this places constraints to rationalize the absence of heat flow anomaly on the San Andreas fault. Furthermore, their numerical simulations do not exhibit large interseismic increases of the fluid pressure, in contrast to the often proposed scenario.

There is evidence that the main form of dissipation of the released tectonic elastic energy is not due to frictional heating. The total elastic energy released during an earthquake can be estimated using the method of static elasticity. The idea is to calculate the energy difference of the crust in two states, before and after the earthquake. The earthquake is modelled by the introduction of a shear fault with a stress on it which is reduced with respect to the preexisting uniform shear stress by an amount equal to the earthquake stress drop. The total energy released is a quantity which is not measurable directly but nevertheless is the reservoir of the various possible forms of energy dissipation that take place during an earthquake. The total dissipated energy comprises seismic wave radiation energy, which is the usual measured “earthquake energy” by seismic methods, the heat dissipated in friction (not directly accessible), the energy consumed in new cracking and fragmentation in the gouge [King, 1983;1986] (not directly accessible) and in the growth of the fault [Andrews, 1989] (not directly accessible), as well as other relaxation phenomena, including fluid flow and ductile deformations and possibly polymorphic transformation, chemical and electrical processes. Friction, ductile deformations and processes with latent heat would generate heat, while radiation carries the energy far away and the rupture and fragmentation consume energy by the creation of new surfaces. The scenario of a low heat generation thus leads to a large dissipation in the other modes, *i.e.* seismic radiation and fresh rupture. Measurements of the radiated seismic energy give uncertain values, due to the need to correct for attenuation and propagation dispersion [Kanamori *et al.*, 1993; Choy and Boatwright, 1995]. For Loma Prieta 1989 earthquake, $M_S = 7.1 \pm 0.3$, the radiation energy is approximately $E_S = 10^{15} - 8 \cdot 10^{15} J$, which must be compared with the static elastic calculation using a simple shear model [Knopoff, 1958] giving a total released energy

$$E_T \approx \frac{\pi}{8} G d^2 L . \quad (10)$$

For a slip $d \approx 1.6 \text{ m}$ over a rupture length $L \approx 40 \text{ km}$, we get $E_T \approx 1.3 \cdot 10^{15} J$, which is in the low end of the interval for E_S . Similar results are found for other large earthquakes. This indicates that the dissipation by seismic radiation is not negligible and could be a dominant mode. Kanamori and Anderson [1975] have proposed that the seismic radiation efficiency is given by $2 \frac{\sigma_f - \sigma_d}{\sigma_f + \sigma_d}$, *i.e.* the ratio of the stress drop over the average stress. In the standard picture, a large seismic radiation would thus need a small absolute shear stress. This seems in contradiction with the stress drop measurements in the range $0.1 - 10 \text{ MPa}$ which are much smaller than the typical lithostatic stresses in the range of hundreds of MPa . Recent stress measurements by boreholes near active faults suggest near-complete stress drop [Barton and Zoback, 1994]. We note that a large radiation efficiency has important consequences on the form of the organization of earthquakes and their repetition [Xu and Knopoff, 1994].

Other suggestions to explain the absence of an anomalous heat flux near active faults include geometric complexity in the San Andreas fault at depth, hydrothermal circulation and missing

energy sinks (see [Hickman, 1991] and references therein).

7 Water and rocks : Metamorphism and faulting

7.1 The ubiquity and importance of water

It is more and more recognized that fluids play an essential role in virtually all crustal processes. The solubility of water is typically 0.15% by weight in quartzite. Clay can contain up to 5 – 10% of water. Hickman et al. [1995] review the historical development of the consciousness among researchers of the ubiquitous presence and importance of fluids within the crust. Numerous examples exist that demonstrate water as an active agent of the mechanical, chemical [Wintsch et al., 1995] and thermal processes that control many geologic processes that operate within the crust [National Research Council, 1990]. It is now well-established that the presence of water governs essentially all the physical processes in quartz, from the piezoelectric properties to dislocation mobility and to recrystallization. Older experimental results published before this recognition must thus be reassessed with caution. In other words, the mechanical properties of quartz, and probably of other quartzite minerals, are not to be explained in terms of intrinsic mechanisms. In the same vein, we will review below the fact that phase transformations documented in thermodynamic equilibrium may be drastically modified in the presence of water and deformation, thus enriching considerably the possible behaviors of rocks.

The bulk of available information on the behavior of fluids comes from observations of exposed rocks that once resided at deeper crustal levels. These outcrops give a series of “snapshots” (with often multiple exposures) that have the disadvantage of not providing direct samples of fluids and of its role in crustal development. In any case, present day surface exposures indicate that, at all crustal levels, fluids have been present in significant volume. Exposed metamorphic ¹² rocks indicate large fluxes of fluids. Fluids have been directly sampled at about 11 km by the Soviets at the Kola Peninsula drillhole. All these data collectively support the existence of fluid circulation and therefore porous rocks and/or fractures to crustal depths of at least 10 – 15 km. Studies indicate that chemical modification which require significant fluid volume has occurred, contrary to inferences based solely on mechanical properties. The advection of chemical components by fluid flow and dispersive fluxes from one chemical environment to another causes chemical reactions between minerals and fluids, such as dissolution, precipitation, ion exchange and sorption. The closed nature of many mineralized fractures illustrates the important interaction between the chemistry and physical transport properties of the crust. It is recognized that moving fluids that transport both heat and mass facilitate the precipitation of minerals, dissolution of the rock matrix, ion exchange, and a host of potential chemical reactions. The system is often considered dynamic with reactions occurring in the moving fluid. The fluid can dictate the style of metamorphism, the extend of chemical equilibrium and much about the texture fabric observed in rocks. The evidence that large amounts of fluid flow occurred in deeply buried rocks consists of documented chemical changes in mineral assemblages. Because the porosity of metamorphic rock is probably less than 1%, the high calculated fluid necessary to produce observed chemical changes suggests that fluid must have been replenished thousands of times. If fluid flux through the metamorphic rock is not continuous, many generations of microcracking will form. Sibson [1982] and Sibson et al. [1975] document the liquifaction of fault, *i.e.* the release of fluids during and after faulting.

It has been argued that rock permeability and thus microcracking adjusts itself, so that fluid pressure is always close to rock pressure irrespective of the extend of hydration/dehydration [Walther, 1990]. However, the mechanism by which this would occur is not clear. To operate in this state, feedback processes must exist. In this vain, Nur and Walder [1990] have proposed a time-dependent process to relate fluid pressure, flow pathways and fluid volumes. This is in order to reconcile the competing ideas of high crustal permeabilities and associated hydrostatic fluid pressures with evidence for hydraulically sealed low-permeability rocks with elevated fluid pressures. They assume a tendency of sealing and healing which produce a progressive decrease of the porosity. If the permeability decays faster than the available volume, fluids will be trapped and will be raised to the lithospheric pressure. This high pressure can then break the surrounding rocks in tension, freeing the fluid which depressurizes down to the hydrostatic pressure. Because the process of porosity

¹² A rock whose original mineralogy, texture or composition has been changed by the effects of pressure, temperature or loss of chemical components.

reduction continues, the fluid pressure will again build up towards lithostatic, leading to another cycle of hydrofracture, fluid release, and sealing, etc. One must take in addition the release of water from transformed minerals. For instance, Montmorillonite changes to illite with a release of free water from the clay structure at approximately the same depth as the first occurrence of the anomalous pore pressure [Burst, 1969]. This is the most commonly discussed example of hydration and dehydration of minerals changing the fluid mass and the pore pressure. It has been proposed that gold-quartz vein fields in metamorphic terranes provide evidence for the involvement of large volumes of fluids during faulting and may be the product of seismic processes [Robert *et al.*, 1995].

One can suggest an alternative explanation for the apparently opposed views of a large permeability on the one hand and sealed high pressure fluid on the other hand, which is *heterogeneity*. It is clear that the crust is very heterogeneous and the previous scenario neglects this heterogeneity. In the presence of a large distribution of pore and fracture lengths and their opening sizes (Walmann *et al.*, [1996] document a power law relationship between crack opening in tension and crack length), the permeability at large scale is controlled by the large size fraction of the population of openings, while trappings and sealing can occur in the dead ends and small cracks. The two processes can thus coexist without invoking additional mechanisms.

Direct evidence of the effect of fluid on fault stability has come from earthquakes induced in intraplate regions either through direct injection of fluids down boreholes or from the filling of large reservoirs with subsequent infiltration of water into the underlying rock mass (distinct from the direct loading effect of the reservoir water mass [Grasso and Sornette, 1998] and references therein). Such induced seismicity by reservoir impoundment and fluid injection could also be a signature of the weakening effect of fluids on rocks.

The magnitude of fluid pressure transients associated to earthquake faulting have been estimated from the examination of fractures which exhibit different phases of induced dilation by escaping fluids [Fleischmann, 1993].

7.2 Effect of water on minerals : hydrothermal alteration under stress

Polymineralic crystalline rocks, comprising most of the lithosphere, exhibit complex strain partitioning that has been little studied but is probably very important in the chemical-mechanical-electrical processes occurring in the crust. Kirby [1984] concluded in his digest of the papers of the special issue on chemical effects of water on deformation and strengths of rocks that it would be premature to establish with confidence the rheological laws for any crustal rock type under hydrothermal conditions on the basis the presented result. This conclusion still holds by large more than ten years later. He also stressed the fact that the chemical effects of aqueous fluids may be heterogeneously distributed in the crust. Our understanding of the possible interplays between earthquakes and rock transformation is still in its infancy.

7.2.1 Role of water in the presence of cracks : stress corrosion

When the chemical environment of a solid is changed, and some active species adsorbs on its surface, then because the electronic structure of the near-surface region of the solid is changed, so are its mechanical properties. This chemomechanical effect are been studied for a long time for metals [Westwood and Ahearn, 1984]. The effect of water on cracks operates similarly.

The presence of water enriches the elastic rebound model of section 2. The simplest scenario for the preparation of an earthquake which takes into account the presence of water is the following: first, the slow straining of the crust due to tectonic forces produces many microcracks throughout the rock. Water diffuses into the cracks and fill them. Water can in fact be also at the origin of the formation of tension microcracks if sealing occurs in the permeative fluid network allowing the fluid pressure to increase towards lithostatic values. During this period, the volume of the region dilates. In fault zones, these modification and damage brought to the rocks first weaken them by various processes including stress corrosion. A threshold is eventually reached at which a major crack can develop along the fault. In this way, the elastic rebound of the strained material can occur during an earthquake.

As yet, this sequence of events has never been directly observed before an earthquake. The scenario is more based on extrapolations of many laboratory experiments showing the progressive weakening of rocks with preexisting cracks in the presence of water. Other experiments have shown the localization properties of rocks in narrow shear bands under confining pressures comparable to

those found in the seismogenic crust. These are the elements that are usually advanced to justify the friction model, which includes the action of water under the form of mechanical overpressure and of chemical attack, as in corrosion and hydrolytic weakening.

Stress corrosion occurs in the presence of pre-existing cracks in quartz, quartz rocks, calcite rocks, basaltic rocks, granitic rocks and many other geological materials [Atkinson *et al.*, 1981; Atkinson, 1984]. Only limited data exist on crack growth in polycrystalline minerals, but it is clear that grain boundary chemistry and structure dominate the process [Freiman, 1984]. Several possible mechanisms of subcritical crack growth are relevant to crustal processes. They include stress corrosion, diffusional mass transport, microplasticity, dissolution and ion exchange. Below 250 – 300 °C, stress corrosion is thought to be the main mechanism. Above 300 °C, significant crack healing occurs [Atkinson, 1984]. There is no data under conditions that simulate realistically those in the bulk of the earth's crust. In particular, a question can be raised on the existence of other competing processes involving genuine chemical reactions or substitutions [Wintsch *et al.*, 1995]. Extensive healing occurs at temperatures as low as 400 °C in times as short as 1 – 2 days in presence of fluids [Smith and Evans, 1984]. The evidence is that cracks heal by local transport of silica by diffusion along the crack surface and/or through the pore fluid.

The subcritical crack growth induced by stress corrosion has been essentially documented for mode I tension stress. Such loading condition can emerge when a crack is sheared and microcracks in tension then tend to grow at the tip in a direction parallel to the main principal direction [Scholz, 1990, p. 27]. As discussed above, pore sealing can increase the fluid pressure and lead to tension microcracking. Extrapolation to shear cracks is an open question. More generally, it is important to note that, while almost all quantitative rheological data for rocks have been obtained from axi-symmetric compression experiments, it is widely accepted that most natural rock deformation phenomena are non-coaxial, such as in fault shear zones. Franssen and Spiers [1990] show from experiments on polycrystalline salt that there is no justification that flow laws derived from coaxial experiments can be generalized to non-axi-symmetric deformations. The anisotropy is in addition enhanced by the development of anisotropic mineral textures, such as crystallographic preferred orientations within a deforming material or by microstructural changes such as dynamic recrystallization or grain boundary alignment.

7.2.2 Hydrolytic weakening

In triaxial experiments under dry conditions, it is seen that quartz deformation is not observed, in disagreement with the large deformations of quartzites¹³ seen at relatively low temperatures. Indeed, quartz appear to have deformed in crustal rock samples while other adjacent minerals, known to be weaker in the laboratory, have not. As discussed by [Goguel, 1983] and others, what is missing is the influence of fluids. Hydrolytic weakening (the weakening of quartz by included water) could well be the resolution of this enigma and there is much continuing research to quantify this phenomenon. Water alters the yield strength of quartz, reducing it from 2 GPa to 200 MPa at 500 °C. It is found that water molecules are the dominant hydrogen containing species in synthetic quartz and this water is mainly in tiny atomic inclusions not large enough to form ice when cooled [Aines and Rossman, 1984]. It is difficult to extend our imperfect knowledge of hydrolytic weakening in the laboratory to *in situ* conditions [Ranalli, 1987].

Water may have a chemical effect on minerals directly, without the need for preexisting cracks. The micro-cracks may even result from the chemical action of water according to the three mechanisms of silicon-oxygen bonds replaced with hydrogen bonds, dissolution of chemical impurities and ion exchanges. It is well-documented that the strength of wet rocks is less than the strength of dry rocks under most crustal conditions. For example, marble masons know that marble can be deformed continuously using a humid sponge! Hydrolytic weakening denotes the general softening effect of water on rocks and minerals. It seems to act above a critical temperature which is inversely related to water content. The observed (p, T)-dependence of weakening in single crystals is consistent with the variations of water solubility and diffusivity in quartz.

Griggs and his team [Griggs and Handin, 1960] and many other groups have developed a wealth of laboratory experiments of rock deformation under high confining pressure and temperature. Modern experiments have shown that, in the absence of non-hydrostatic stress, it is not possible to cause hydrolytic weakening of dry quartz [Kronenberg *et al.*, 1986]. This is due to the fact that the

¹³A very hard, nonfoliated, white metamorphic rock formed from a sandstone rich in quartz sand grains and quartz cement.

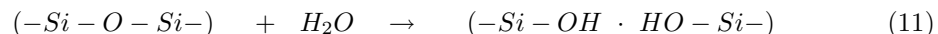
penetration of water is extremely small in pure dry quartz and hence the solubility and diffusivity of water in bulk quartz is very low. Molecular water in tiny fluid inclusions gives rise to a broad absorption band while hydroxyls with precise allocation in the crystal lead instead to polarised sharp absorption peaks. The exact position of these peaks depends on the environment of the vibrating *OH* and this has led to quantitative estimates of the *H/Si* ratio in wet quartz and other minerals [Paterson, 1982]. According to recent measurements [Gerretsen *et al.*, 1989], the solubility of water in quartz is probably significantly less than 100 H per 10^6 Si and this does not appreciably change with heating (up to 1100 *K* or pressure build-up up to 1.5 *GPa*).

Water diffusivity in quartz appears to be strongly dependent on pressure, stress and temperature. Also, the solubility of water in quartz increases with temperature and pressure. It is also probably dependent on the deviatoric stress, *i.e.* on the anisotropic distortion of the crystal mesh. Note that the effect is probably weak for quartz, which has a weak anisotropy as measured by the elastic coefficients or the energies of dislocations as a function of their orientation. For application to the conditions reigning in the earth crust, the presence of numerous interfaces and defects is a favorable circumstance for the exchange of water within minerals. It must also be recognized that water is a very special fluid [Poole *et al.*, 1994; 1993; 1992; Sciortino *et al.*, 1990] and can be structurally, molecularly or gel bound [Bambauer *et al.*, 1969]

A ductile deformation of quartz, which occurs due to the activation of slip systems, is linked to the hydrolytic weakening effect and also probably to distortion and structural transformation in the minerals. The transformation temperature increases with hydrostatic pressure and applied stress but decreases with water content. The change of slip system by weakening of quartz crystal by diffusing in water and increasing temperature is coincident with the hydrolytic weakening temperature [Blacic and Christie, 1984]. Observations, based on the orientations of optical deformation lamellae, indicate a change of slip systems as well as the deformation mechanism at the onset of hydrolytic weakening. It has been documented that dislocation kink propagate easily on adjacent *Si–O–Si* bridges which are hydrolyzed, permitting dislocation motion by hydrogen bond exchange. The Peierls's stress is also decreased by hydration.

There is not a complete microscopic understanding of hydrolytic weakening in the bulk. There appear to be four possibilities for the action of water [Jones *et al.*, 1992].

- *Molecular water residing interstitially in c channels.* Small amounts of water in minerals can be detected by infrared absorption in the wavenumber range $4000 - 2500 \text{ cm}^{-1}$, which corresponds to the absorption of *OH* stretching vibrations.
- *the hydrogarnet defect* involving the replacement of a *SiO₂* unit with two water molecules (in other words, this amounts to substitute a *Si* by four *H* atoms); Infrared bands seen around 4500 cm^{-1} and 5000 cm^{-1} in wet quartz could be due to this hydrogarnet defect. The stable configurations of the hydrogarnet effect can be calculated by numerical methods [Purton *et al.*, 1992].
- *The Frank-Griggs-Blacic defect* which involves the hydrolysis of the strong *–Si–O–Si–* bridges by water molecules :



The detailed impact of this hydrolysis on the glide motion of dislocation by motion of kinks or the climb and recovery rather than glide is not ascertained [Paterson, 1990].

- *Molecular water* found in dislocation cores or at grain boundaries whose concentration is defect dependent. Dislocation mobility in silicates is known to be strongly influenced by the presence of structurally bound water. The concentration of structurally bound water in silicates is dependent upon the chemical and physical environment.

Discussions of the supposed mechanism of hydrolytic weakening is often by analogy with dislocation processes in metals, which neglect the charged nature of defects in minerals which can have significantly different effects on plastic deformation [Hobbs, 1981]. Electronic-chemical aspect of deformations in minerals has received less attention ([Blacic and Christie, 1984] and references therein). The electronic defect center theory of Hirsch [1981] and Hobbs [1981] as well as the Frank-Griggs-Blacic model of a lattice resistance mechanism by dislocation kink nucleation seem both to have explanatory powers but none adequately explain all the existing data. The mechanism(s) of hydrolytic weakening is (are) still uncertain and controversial.

In addition, one must consider the presence of species which can undergo ion exchange with species in the solid phase. If there is an important mismatch in the atomic size of the species, lattice strain can result from ion exchange. An example is the exchange of H^+ by Na^+ in silicate glasses [Atkinson, 1981]. The majority of silicates, especially the common rock-forming minerals, are wide-band gap materials, with an optical band gap in excess of about 7 eV [Nitsan and Shankland, 1976; Hobbs, 1984]. Since optical bands corresponds to relative motions of atoms within the crystal, this high gap reflects the rigidity of the atomic structure of silicates. Indeed, their crystal structures are dominated by the $(SiO_4)^{4-}$ tetrahedron. Inclusions of charged atoms (*Al*, *H*, *Na*, *Fe* etc) disturb silicon sites and sometimes decrease the band gap as well as create impurities levels within the gap. Atomic inclusions act as acceptors or donors of electrons and thus play an important role in the electric properties as well as structural properties of the silicates [Hobbs, 1984]. For instance, the incorporation of hydrogen, as a donor of electron, is quite common. The influence of an impurity depends on the mode of incorporation, as an interstitial or substitutional atom or group of atoms in the crystal structure of the material. The importance of the inclusions stems from the fact that, in quartz for instance, electrical conductivity is normally ionic, the charge carriers being interstitial sodium, lithium, etc. The main hydrogen defect introduced in silicates seems to be the “hydrogarnet” defect, where a $(SiO_4)^{4-}$ group is replaced by a $(H_3O_4)^{5-}$ group [Hobbs, 1984]. Hydrogen in minerals most frequently occurs bonded to oxygen. The resulting *OH* group is highly polar. We can thus expect a strong coupling between electric and mechanical structures and properties.

In a series of works [Jones *et al.*, 1992; Heggie, 1992; Heggie *et al.*, 1992], density functional and quantum mechanical calculations of the structure of water in quartz, its diffusion and the role of dislocations have shown that there are important changes to the quartz crystalline network caused by the nearby water molecules. Calculations of defects in quartz are thus likely to be incorrect unless they take into account the perturbation of the network. The effect is less pronounced when the water molecule is located in a dilated dislocation core and this leads to a much reduced activation energy for dissolution and diffusion. Examination of dislocations in the basal plane of α -quartz has shown that the activation energy for diffusion of water molecules can drop below 1 eV due to the interaction with the dislocation core. The structure of the dislocation cores is itself influenced by the presence of water molecules. Similarly, reduction in kink-pair formation energy from 5 eV for dry quartz to 1 eV or less for wet quartz is possible, indicating that wet quartz would deform relatively easily, provided that water could diffuse to dislocations. It has been shown that water can not only diffuse easily along dislocations in quartz, but also be ‘pumped’ along them [Heggie, 1992]. Numerical simulations indicate that water molecules can dissociate in dislocation cores and the protons and hydroxyl groups become strongly bound to kinks. A shear stress can do work on kinks to move them along a dislocation, dragging with them water-bearing species and sweeping other undissociated water molecules before them. This process underlines the importance of microcracking as stress enhancement at crack tips creates and moves wet dislocations which are fed by a reservoir of water in the crack. The dislocations themselves facilitate the spread of water into the crystal and in so doing catalyse their own motion. These observations underlie the interplay between plastic deformations (involving dislocations) and the presence of water.

In sum, hydrolytic weakening occurs only when defects (such as dislocations) are present in rocks and in the presence of non-hydrostatic stresses. Hydrolytic weakening has mostly been studied for quartz but occurs also in many other minerals constituting rocks. It belongs to the general domain of “chemomechanical” effects discovered by Rebinder in 1928 (see [Westwood *et al.*, 1981] and references therein) where several basic mechanisms have been found to operate, none of them sufficiently well-understood.

7.3 Role of water in rock metamorphism and relation to earthquakes

There is overwhelming evidence from geological observation of rock that mineral metamorphism is associated to faulting. Faults thus provide an obvious relationship between earthquakes and metamorphism. But is the relationship only structural, with earthquakes and metamorphism occurring on the same geometrical structure at separate times with no real interaction? Rock metamorphism is the domain of study of geology and petrology. It involves long time scales in comparison to the relatively short recurrence times between large earthquakes.

We summarize a portion of the literature which presents evidence of the complex chemical and transformation reactions occurring within fault zones in the different (relatively rare) parts of the

world where evidence has been brought to the observable earth surface. We note that the available evidence consists in the observation of shape and chemical patterns, which are the signature of maybe a succession of processes. The inverse problem of the inference of the causative factors is obviously quite ill-defined and unstable. It is thus necessary to constraint the inversion by a priori information. The interpretations are thus given *within* a priori given physical models, such as friction or rupture. It is important to keep in mind this procedure for a possible reassessment of the data in the light of different models and new information. The informations extracted from the data are thus heavily model dependent.

Chemical effects on deformation are generally not understood so well because of their manifold and complex nature. These coupled effects are in some instances cooperative and in others competitive. As has been emphasized by many authors [Carter *et al.*, 1990], metamorphic reaction kinetics and thermally activated deformation rate processes are tightly interwoven. There is increasing evidence of strong coupling between deformation and metamorphism [Carter *et al.*, 1990].

The metamorphism is known to start at a minimum temperature of 350 °C but this depends considerably on the chemical/water conditions. Evans and Chester [1995] have documented the fact that fluid-driven reactions, neomineralization and veining occurred during faulting in a small region near the fault zone less than a meter wide. This extremely narrow fault core contains ultracataclasite and foliated cataclasite (*i.e.* highly fragmented rocks). Geochemical combined with microstructural and mineralogic data show that the degree and style of fluid-rock interaction in the fault core vary along the strike of the San Gabriel fault.

Hydrothermal mineral reactions can occur at temperatures well below those necessary for the plastic flow of quartz, and can dramatically lower the ductile strength of the granite (through presumably basal plane dislocation glide in the mica) [Janecke and Evans, 1988]. Stress-enhanced hydrothermal mineral reactions are also recognized to be important in weakening crustal rocks, even when both the reactant and product phase are strong [Rubie, 1983; Pinkston *et al.*, 1987]. Wintsch *et al.* [1995] have speculated that a hydrated phyllosilicate-rich fault rock slipping predominantly by dislocation glide may develop a low and pressure-independent shear strength approaching that of mica single crystals, without fluid overpressuring, if the phyllosilicate grains are preferentially oriented and highly contiguous. This reaction softening is promoted by the presence of Mg-rich wall rocks.

Vein textures and rock chemistry indicate that the veins episodically dilated and collapsed during the history of fluid influx and outflow, suggestive of an interconnected fracture network that grew either quasi-statically or suddenly during earthquakes. It must be stressed that stress heterogeneity induced by fault rupture and deformation can lead to considerable uncertainties in inferring past fluid pressures from observations of vein geometry in outcrop. No reliable method currently exists to distinguish the cataclastic products of seismic versus aseismic slip in fault zones.

Much less data exist on rock-forming silicates (other than quartz) on their strength and ductile deformation as a function of pressure, stress, deformation rate, temperature and water content. This is why, as we have already pointed out, most of the evidence on the effect of water has been documented for quartz. Natural quartz crystals are very strong; by contrast, there is abundant microscopic evidence in quartz-bearing rocks that quartz has flowed extensively in nature and was weaker than other minerals, such as the feldspars, under most conditions in the earth's crust [Blacic and Christie, 1984]. As explained above, this paradoxical contrast between high strength of quartz in the laboratory and its apparent weakness in nature has been qualitatively explained in terms of dissolved water content and the effect of low strain rates on the flow behavior [Griggs and Blacic, 1965]. There is a strong contrast between very strong, dry natural quartz crystals and their hydrolytic weakening forms.

There are many indications that crystal plasticity and super-plasticity occurs at pressure and temperature conditions found in the brittle part of the crust. The plasticity is associated with metamorphism. Fine-grained albite microstructure formed in feldspar prophyroclasts have thus been documented in granite and quartz-feldspar mylonite ¹⁴. In these systems, millimetric layer partitioning and grain sliding in a very-fine-grained mixture have been found [Behrmann and Mainprice, 1987]. Microstructures in cataclasites ¹⁵, for instance in basement rocks of the Scandinavian Caledonides, exhibit many forms: microcracks filled with fine-grained mineral fragments, quartz crystals with

¹⁴A very fine grained metamorphic rock commonly found in major thrust faults and produced by shearing and rolling during fault movement.

¹⁵High pressure, low temperature structures occurring primarily by the crushing and shearing of rock during tectonic movements and resulting in the formation of powdered rock.

ehedral terminations, undulose extinction, deformation lamellae and grain boundary recrystallization, narrow banding parallel to rhomb and prism planes, vein-like structures. The interpretation is usually that formation of cataclasites is a cyclic operation of brittle failure, crystal growth followed by plastic deformation [Stel, 1981]. Deformed calcite relics in deformed marbles from the Mt. Lofty Ranges, South Australia, show abundant evidence of strain-induced migration of twins and grain boundaries, together with static and dynamical recrystallization [Vernon, 1981]. Fluid inclusions rapidly change shape and re-equilibrate upon change of temperature and pressure [Pecher, 1981]. Deformation tests on aplite at constant strain rate (10^{-5} s^{-1}), at 210 – 250 MPa confining pressure and at 200 °C and above and at 560 °C and above with varying water contents show a first plastification regime [Paquet *et al.*, 1981]. In several tectonic settings, a steady-state dynamical recrystallization of quartz grains has been shown to be essentially independent of post-creep processes. In addition, the stresses were estimated 1.5 – 2 times higher in these zones [Etheridge and Wilkie, 1981]. The discrepancy with the stress and friction values found in experiments has led to the suggestion that laboratory experiments have not been able to reproduce the conditions within seismogenic fault zones.

Investigations of the mineral chemistry of shear zones in amphibolite facies metagabbro has shown that the composition of the amphibole and plagioclase varies with deformation. The amphibolite varies progressively from an initial magnesio-horn-blende to a ferroan pargasitic hornblende in the shear zone, with alkalis, titane, ferrous and magnesium ions increasing in concentration. Such changes are more usually associated with increasing temperatures, showing the role of deformation to produce complex metamorphic and chemical changes [Brodie, 1981]. As we have described, the “water-weakening” effect of quartz has been suggested to be due to the effect of OH ions which act as electron acceptors and so greatly enhances the diffusivity of oxygen and of charged jogs on dislocations. Thus, chemical components such as oxygen, water, aluminium and other ions can control the concentrations and mobilities and point defects in minerals. For applications to earthquakes, it is noteworthy that almost all experiments on silicates, sulphides and carbonates have been carried out under unspecified chemical conditions [Hobbs, 1981]. It is remarkable that low-grade metamorphic slates and fold belts show crenulation cleavage which progressively obliterated with further increase of metamorphism and cleavage with syntectonic phyllosilicate recrystallization. The fine fabric results from progressive solution, crystallization and recrystallization superimposed with bending, kinking, and internal rotation achieved by slip parallel to the basal planes of phyllosilicates [Weber, 1981]. Interactions between deformation and metamorphism in slates leading to cleavage involves mechanical rotations, solution and crystallization, recrystallization and metamorphic reactions [Knipe, 1981]. Variations of grain chemistry and orientation have been suggested to control the different deformation behaviors of different grains within the strain accommodation zones and dictate whether grains bend, kink, dissolve, recrystallize, react and grow.

As much as ten potential chemical reactions are been found to be involved in cleavage, ranging from ionic exchange to crystallization from solution and solid state reordering. These processes are influenced by deformation with respect to their location and rate. Large normal fault zones are characterized by intense fracturing and hydrothermal alteration and the displacement is localized in a thin zone of cataclasite, breccia and phyllonite surrounding corrugated and striated fault surface [Bruhn *et al.*, 1994; Wintsch *et al.*, 1995]. Hydrothermal alteration of quartz-feldspathic rock at temperature equal or above 300 °C creates mica, chlorite, epidote and alters the quartz content. The alteration processes are of course dependent on the minerals. Intragranular extension microcracks, transgranular cataclasite extension fractures, through-going cataclasite filled shear microfaults are observed to result from diffuse mass transfer and intracrystalline (low temperature plasticity). Young faults consists of blocks of relatively intact rock separated by narrow zones of intense deformation where fracture processes dominate [Knipe and Lloyd, 1994]. A clear correlation has been observed between cataclastic deformation and mineral and elemental distribution which has been interpreted to result from a deformation-induced dolomite to calcite transformation in the 1 – 2 m wide shear zone of intense deformation. The transformation has resulted in removal of magnesium from the shear zone, selective deposition of calcite as an intergranular cement in cataclasite/microbreccia units and a relative increase in the concentration of detrital quartz and feldspars [Hadizadeh, 1994].

Microstructures and particle size distributions in the damage zone of the San Gabriel fault imply that deformation was almost entirely cataclastic and can be modeled as constrained comminution. Cataclastic and fluid-assisted processes are significant in the core of the faults, as shown by pervasive syntectonic alteration of the host rock minerals to zeolites and clays and by folds, sheared and attenuated cross-cutting veins of laumontite, albite, quartz and calcite [Chester *et al.*, 1993].

The structure of the ultracataclasite layer reflects extreme slip localization resulting from a positive feedback between comminution and transformation weakening. Optical and scanning electron microscopy of textures in rocks show that syntectonic alteration of feldspars, the presence of iron oxides in the faults, and late-stage quartz veins attest to the flow of water during deformation and to the syntectonic development of quartz [Evans, 1990]. Fractures in feldspar associated to cataclastic flow lead to the development of clay-rich cataclasites at low temperature. In feldspars, the silica SiO_4 tetrahedra form a three-dimensional framework in which cation sites accommodate calcium, sodium and potassium ions. In contrast, clays are mainly composed of micas in which the SiO_4 tetrahedra are linked with cations to form two-dimensional planar sheets. The transformation from feldspar to mica is an example of the crystalline transformation occurring in deformation. These transformations occur preferentially along feldspar grain boundaries and intragranular fractures. Evans [1990] documents the fact that hydrogen (which has a much larger mobility than oxygen in silicates) is added to the feldspar by the penetration of water in the rocks along intergranular fractures and the development of mica and quartz result in the release of K^+ and Na^+ ions.

The potential role of crystal chemistry in determining mechanical behavior in multicomponent mineral systems has been highlighted by the recent proposed resolution of a paradox on conflicting data on the relative mechanical strength of muscovite and biotite [Dahl and Dorais, 1996]. The basic suggestion is that interlayer-site energetics of micas exert the dominant kinetic control on various processes, including volume diffusion and basal slip. The crystal-chemical resolution of the paradox is based on the fact that the different biotite samples which were compared had in fact differing fluorine $F(OH)_{-1}$ substitutions. The fluorine substitution and concomitant removal of hydroxyl H^+ increases the mechanical strength of biotite by elimination of $K^+ - H^+$ repulsion. This then strengthens the interlayer bonds, and by a stronger binding of K^+ in the interlayer cavity, opposes more strongly basal slip. This is a simple example where substitution is closely linked with strength and the style of deformation. Testing of these type of crystal-chemical effects on rheology and deformation requires mineral specimens of well-controlled composition.

8 Structure and polymorphism of crustal minerals

It is also useful to give some informations on the richness of polymorphic phase transformations in rocks as they may have some effect on faulting and earthquakes.

X-ray crystallography, spectroscopy, electron-spin resonance and proton-spin resonance methods have been used to study chemical reactions between two solid phases [Lonsdale, 1969]. Such a reaction is in general controlled by local diffusion of atoms and is most readily occurring in powdered or microcrystalline specimens and in defect structures having vacant sites, or at the interfaces. A chemical reaction within a single crystal is characterized by the nature of the change in the substance itself, with a minimum of atomic or molecular movement, or by decomposition, isomerization, dimerization or polymerization generally. The general form of the crystal often remains unchanged so that the final substance is pseudomorph on the original. The basic constitutive SiO_4^{4-} tetrahedra unit of many mineral rocks is quite favorable in this respect to these types of chemical reactions. Indeed, silicate minerals form complicated structures in which SiO_4^{4-} tetrahedra are linked through a common oxygen. In this way, it is possible to form polymer chains (as for instance in the fibrous asbestos minerals); in the micas, two-dimensional crosslinking of chains form anionic silicate sheets which are held together through bonds to cations. In the aluminosilicate minerals, such as the feldspars, the SiO_4^{4-} tetrahedra are linked in a three-dimensional network, where some of the tetrahedra are replaced by AlO_4 tetrahedra.

Silicates are full of structural solid-solid transitions [Salje, 1990; 1992]. Among them, displacive transitions are diffusionless transformation resulting in a local structural modification of the crystalline structure. The locality of the structural reorganization of the atoms is the reason for the diffusionless nature of the transitions. More generally, martensite transformations denotes any diffusionless structural transformation resulting in a long-lived metastable state with a high degree of short-range order. The existence of these structural phase transitions is a signature of the many different conformations that the SiO_2 structural element can take in response to disturbances created by deformations and inclusions.

Silicate framework structures consist of rather stiff or 'rigid' units, such as SiO_4^{4-} tetrahedra and AlO_6 octahedra, rather floppily jointed at the corners of shared oxygen atoms [Heine *et al.*, 1992]. One can visualize this stiffness contrast by looking at a two-dimensional perovskite structure: in

this structure, the squares in successive layers can rotate alternatively by angles $\pm\theta$ giving a rigid unit phonon mode in which the structural units rotate and translate without any distortion. In quartz and silicates, the tetrahedra are the rigid units which rotate and translate. In quartz, the tetrahedra rotate by 17 degrees with a relative variation of volume $\frac{\Delta V}{V} = 0.1$. Rotations of the units reduce the volume of the system, which in turn lowers the Van der Waals energy of the system and results in a phase transition to a structure with rotated units. The Van der Waals attraction has an effect similar to pressure, favoring the decrease of the total volume to bring the atoms closer together. This effect together with the rigid unit phonon modes explains why silicate framework materials are riddled with structural phase transitions. The issue of microdeformation of quartz and other silicates is a complex one. It will remain controversial unless deformation experiments simulate a very much wider range of environmental conditions.

The simplest example is quartz, which exhibits several polymorphic phases that transform into one another by only local atomic motion. Quartz α (rhomboedric system with no center of symmetry and with density 2.65) is known to transform into quartz β (hexagonal system with a center of symmetry) above 573 °C at atmospheric pressure with a transition temperature increasing with pressure. The atomic structures of both crystals allow to determine that quartz β is simply obtained from quartz α by a local rotation of the SiO_4 tetrahedra. The internal tetrahedral interactions play a dominant role in the transition, as compared to inter-tetrahedral interactions which correspond to very weak interactions for the rotations [Smirnov and Mirgorodsky, 1997]. Quartz α also transforms into coesite¹⁶ above 2000 MPa at room temperature with a transition pressure increasing with temperature. The inversion from quartz α to coesite is not displacive as bonds must be broken in contradistinction with the transformation to quartz β . The transformation thus involves atomic diffusion [Nicolas and Poirier, 1976]. The arrangement of tetrahedra in coesite is very similar to that found in feldspars.

These structural transformations can occur either slowly or quite fast, depending on the degree of strain concentration and alteration. Displacive transformations (such as quartz α to quartz β) can occur very fast due to the small motions of atoms involved in the polymorphic transition. The transformation front can propagate very fast, with a velocity comparable to the velocity of sound, as a kind of “domino wave” from crystalline cell to its adjacent cells [Rao and Sengupta, 1997]. In contrast, sliding or rupture involve deformation instabilities that need to activate large domains within the minerals and the nucleation of their dynamics is slower [Dieterich, 1992; 1994; Dieterich and Kilgore, 1994; 1996] as it is controlled by the mobility of dislocation and other defects. The kinetics of the transitions but also the stability of the different phases are also influenced by the presence of water.

9 The mechanical rupture: possible role of high frequency acoustic vibrations

We now examine the co-seismic rupture. It is expected that intense fragmentation and comminution must occur during the sliding, with the generation of intense shaking and high frequency sound waves. This may lead to a kind of partial acoustic liquifaction of the granular gouge, similarly to what Melosh [1996] proposed. Indeed, the gouge zone at 10 km depth can be thought of as a granular medium with a large polydispersity in grain sizes, highly compacted by the overburden lithostatic pressure.

Liquifaction usually refers to the experimental observation that granular material in the presence of an interstitial fluid can liquify when shaken sufficiently strongly [Russo et al., 1995; Chirone et al., 1995]. The liquifaction is due to the fact that granular media are first compressive for small deformation leading to an increase of the interstitial fluid pressure. This increase in turn decreases the friction between the grains that can eventually become free to shear. For example, liquifaction of sediments by resonant amplified seismic waves have been proposed to be in part responsible for the damage and collapse of certain buildings during the Michoacan earthquake, 1985 [Lomnitz, 1987; Campillo et al., 1989]. A similar liquefaction is believed to be responsible for the damage in the Marina district of San Francisco during the Loma Prieta earthquake of 1989 [Bardet, 1990].

¹⁶ The structure of coesite (monoclinic system with density 2.93) is composed of SiO_4 tetrahedrons that are linked into four membered rings. The rings are then linked together into a chain-like structure. This structure is much more compact than the other members of the quartz group, except stishovite, and is reflected in the higher density and index of refraction.

Melosh [1996] has suggested that acoustic liquifaction occurs *without interstitial fluids* when the local acoustic pressure, due to the intense multiply scattering high-frequency acoustic waves, can become of the order of the overburden pressure ρgh , thus letting free a loosely cohesive granular material.

For an earthquake comparable to the 1906 San Francisco earthquake, the total released energy is of order $10^{16-17} J$. Let us compare this value with the energy in the acoustic field. The typical acoustic material velocity V (which is different from the shear velocity) is such that $p = \rho cV = \rho gh$. The first relation $p = \rho cV$ relates the acoustic pressure to the acoustic particle velocity (ρ is the material density and c the compressional acoustic wave velocity). The second equality is the condition that the acoustic pressure be equal to the overburden pressure at depth h . This equation states the condition that the acoustic pressure can liquidify only if it balances the compression. Taking $p \approx 200 MPa$, a density of 3 times that of water and a velocity of order $4000 m/s$, we get the very large value for the acoustic particle velocity $V \approx 120 m/s$.

The total acoustic energy is $p^2/2\rho c^2$ times the volume of the earthquake. If we take a volume of $400 km \times 10 km$ (active zone depth) $\times \sim 1 m$ active fault width, this gives an acoustic energy of $4 \cdot 10^{15} J$, about one order of magnitudes smaller than the total energy released by the earthquake. Thus, this mechanism is compatible with the energy balance since only a (rather significant) fraction of the total released energy needs to be in the form of the high frequency acoustic waves.

There is however a problem with the Melosh's mechanism because it predicts a slip velocity during an earthquake more than two orders of magnitudes smaller than the typical meters per second for observed earthquakes. The argument goes as follows. On one hand, the intrinsic quality factor Q of the attenuation of the acoustic waves must be high, in the range of 1000 or more for the creation of the acoustic waves to be self-sustained during the earthquake slip motion (as discussed by Melosh and as seen from eq.(6) of [Melosh, 1996]). Recall that the intrinsic Q measures the dissipation to heat and *not* due to scattering, because scattering is not a loss of energy in the diffusive multiple-scattering transport of the high-frequency acoustic energy (eq.(2) of [Melosh, 1996]) that creates the shaking at the origin of the acoustic fluidization mechanism. On the other hand, Melosh estimates that the attenuation length $l_* = \sqrt{\xi \lambda Q}/4c$ must be of the order of the typical wavelength λ for the slip velocity $\dot{u} \approx 1.4 (\tau/\rho c) l_*/\lambda$ to be of the order of a meter per second. τ is the stress drop, ρ is the density, $\xi \approx c_l/3$ is the diffusion coefficient [Ishimaru, 1978] of the acoustic wave diffusion process in the multiple-scattering regime, l_e is the so-called elastic mean free path [Ishimaru, 1978], i.e. scattering length, and c is the transport velocity, of the order of the shear wave velocity [Van Albada et al., 1991; Van Tiggelen and Lagendijk, 1993; Turner and Weaver, 1996]. By definition of the Q factor [Knopoff, 1964], $Q \equiv 2\pi E/\Delta E$, where ΔE is the energy loss over a wavelength or equivalently a cycle, we get $Q = 2\pi l_*/\lambda$. We thus see that $Q \simeq 1000$ and $l_* \approx \lambda$ are incompatible. We stress again that l_* is distinct from the scattering length l_e (which can be itself comparable to λ for strong scatterers) because l_* measures the true attenuation of the high frequency acoustic field and because scattering which is the mechanism by which the acoustic field is shaking the gouge is not a dissipation. For the crust, we expect indeed $Q \simeq 1000$ [Melosh, 1996; Knopoff, 1964] and thus $l_* \simeq 160 \lambda$, leading to a slip velocity $\dot{u} \simeq 7.5 mm/s$, using the numerical example for eq.(9) of [Melosh, 1996].

We may try to save this mechanism by invoking that the acoustic pressure does not need to reach the overburden pressure but only a small fraction η of it, in order to liquidify the fault. Indeed, it is well-established experimentally [Biarez and Hicher, 1994] that the elastic moduli of granular media under large cyclic deformations are much lower than their static values. This effect occurs only for sufficiently large amplitudes of the cyclic deformation, typically for strains ϵ_a above 10^{-4} . At $\epsilon_a = 10^{-3}$, the elastic moduli are halved and at $\epsilon_a = 10^{-2}$, the elastic moduli are more than five times smaller than their static values. As a consequence, the strength of the granular medium is decreased in proportion. Extrapolating these properties to the crust, we need to estimate the strain created by the acoustic field. The acoustic pressure is related to the acoustic particle velocity v by $p = \rho cv$. Assuming $p = \eta \rho gh$, this yields $v = \eta gh/c \approx 12 m/s$ for $p \approx 200 MPa$, a density $\rho = 3 \cdot 10^3 kg/m^3$, a velocity $c = 4000 m/s$ and $\eta = 0.1$. At a frequency f , this corresponds to an acoustic wave displacement $u_a = v/2\pi f \approx 2 \cdot 10^{-3} m$ at $f \sim 10^3 Hz$. The corresponding strain u_a/w is $\sim 2 \cdot 10^{-3}$ for a gouge width w of the order of one meter [Melosh, 1996] over which the intense shaking occurs. These estimations suggest that Melosh's criterion that the acoustic stress fluctuations must approach the overburden stress on the fault for acoustic fluidization to occur is too drastic and smaller shaking can reduce significantly the fault friction.

Pursuing this reasoning, we see that the fundamental equation (6) in [Melosh, 1996] is changed

into

$$\frac{d^2\Psi}{d\zeta^2} = \Psi - r\Sigma^2 \left[\frac{1 - \operatorname{erf}\left(\frac{\eta}{2\sqrt{\Psi}}\right)}{1 + \operatorname{erf}\left(\frac{\eta}{2\sqrt{\Psi}}\right)} \right], \quad (12)$$

where $\eta = 1$ recovers the case treated by Melosh. Ψ is the normalized acoustic energy, $\zeta = z/l_*$, z is the coordinate perpendicular to the fault, the regeneration parameter is $r = eQ/2$ where e is the acoustic energy conversion efficiency, $\Sigma = \tau/\rho gh$ and $\operatorname{erf}(x)$ is the error function. This equation expresses the fact that the high frequency acoustic energy density results from the motion of the fault that creates the shaking (last term in the r.h.s.) and is dissipated by the intrinsic absorption (first term in the r.h.s.).

We see that a factor $\eta < 1$ implies a more effective generation of acoustic waves because the second source term of the r.h.s. is larger. But, since the bracket term saturates to one for large energies and/or small η , this does not lead to a significantly larger slip velocity than found above. This remains a problem of the theory. This problem might be alleviated by treating e self-consistently as a decreasing function of the friction coefficient, and thus of the acoustic energy density. The problem then becomes even more non-linear because it reflects in addition the vibration-weakening strength of the granular gouge. Further improvement should also take into account that the stochastic acoustic field is known to be distributed according to a Rayleigh distribution [Ishimaru, 1978] instead of a Gaussian distribution, which modifies the functional form of the term in bracket in eq.(12) and thus all numerical estimations.

10 Seismic radiation

10.1 The different regimes

There can be several contributions to the measured seismic radiation. If the earthquake is accompanied by a sudden change of shear modulus localized in the fault core, Knopoff and Randall [1970] have shown that this transformation in the presence of a pre-existing shear strain leads to a double-couple source with the correct and usual characteristic radiation pattern found in earthquakes at low frequencies. In fact, it is impossible to discriminate between this source and that of the displacement dislocation from their first motions. The size of the corresponding double-couple moment is [Knopoff and Randall, 1970]

$$M = 2 \delta\mu \delta\epsilon V, \quad (13)$$

where $\delta\mu$ is the change in shear modulus, $\delta\epsilon$ is the change in strain inside the volume V in which transformation has occurred. For the sake of illustration, let us take the change in modulus corresponding to a transformation of quartz to another phase such as coesite. This is only offered as an illustration of the many possible transformations that can occur. The bulk modulus of coesite is $9.4 \cdot 10^{10} \text{ Pa}$, compared to that of quartz which is $3.7 \cdot 10^{10} \text{ Pa}$ [Liu, 1993]¹⁷. We take as an upper-bound of the change in strain $\delta\epsilon$ one-third the relative change in density (11 %). The volume V is the surface S of the fault times the width $w \approx 0.1 \text{ meter}$, say, of its core over which the transformation occurs. We thus see that this corresponds to the seismic moment of an earthquake with average slip $w \delta\epsilon$ less than a centimeter, irrespective of the size of the fault. This contribution is thus negligible for large earthquakes having slips of meters or more. In addition to this double-couple component, the change in bulk modulus and in density radiates isotropically with radial directions for the first P motions and no first S motions. However, this is again a very small effect.

The second contribution to seismic radiation comes from the mechanical fault slip. Many models have been studied and the seismic radiation efficiency is a function of the acceleration and deceleration of the slip. Modelling this phenomenon of fault unlocking is difficult due to the fact that friction is a complex function of slip, velocity and other parameters. One thus has to solve a nonlinear problem of wave propagation and radiation with moving boundary conditions (Stefan's problem).

Another essentially unsolved problem is the stopping of the slip or the arrest of the rupture. The seismic radiation and the resulting post-seismic stress are controlled by the nature of the arrest. Does it occur when the sliding velocity goes to zero as in standard solid friction or abruptly by a sudden collision with a barrier? We do not know. Within the acoustic fluidization mechanism, the sliding motion lasts as long as the high-frequency waves which are trapped within the liquified material

¹⁷The measurement of the shear modulus is more delicate and is not available to the best of our knowledge.

with low-acoustic impedance remain of sufficient amplitude to unlock the fault. The detrapping of these waves control the healing of the fault and therefore the static stress drop. This mechanism is expected to produce large variations of static stress drops, depending on the degree of chemical alteration and the detailed mineralogy in the fault core and the availability of fluids.

10.2 Earthquake dynamical rupture

In this section, we study a simplified case in which a crack suddenly appears within the crust and leads to a given stress drop $\Delta\sigma$. This example is not the most common view according to which a rupture front propagates from the nucleation center to the edges of the fault. It however allows us to present the salient features of elasto-dynamic effects. Physically, it could correspond to the hypothetical case where another mechanism, such as a shock or and electromagnetic impulse would propagate much faster than the shear sound velocity and prepare almost simultaneously the fault for rupture. It is also of interest because the static version has been examined in details [Knopoff, 1958].

In the presence of the tectonic loading, this sudden crack formation creates an elasto-dynamic transient that relaxes the mechanical system to a new stress and strain configuration, corresponding to a new equilibrium in the presence of the open crack. The static version of this problem, in which a crack is introduced in a stressed medium, has been considered by Knopoff [1958] to evaluate the total energy released by an earthquake. Here, we are led to examine the dynamical version of this problem for the smaller portion of the fault where the nucleation occurs.

Backus and Mulcahy [1976a,b] have shown that any mechanically admissible seismic source should admit a moment tensor representation. A seismic source, i.e. some internal rupture of the crust, is a non-elastic stress and strain distribution. Given the moment tensor density $m(r, t)$, the equivalent body force density derived from this inelastic stress distribution is

$$f_{\beta}^{(V)}(r, t) = -\partial_{\alpha} m_{\alpha\beta}(r, t) \quad . \quad (14)$$

The divergence expression ensures that the integration of (14) over an arbitrary volume with no geometrical or stress discontinuity gives zero, which is a first requirement for the body to be at equilibrium. A second requirement is that the total torque in the same volume be zero which leads to the property that $m(r, t)$ is a symmetric tensor. It has thus all the properties of a stress tensor. The integration of (14) over a volume with one part in the solid and one part in the empty interior of the crack (in which the stress is equal to the large scale value minus the stress drop $\Delta\sigma$) leads to the relation between the surface force and the moment :

$$f_{\beta}^{(S)}(r, t) = n_{\alpha} m_{\alpha\beta}(r, t) \quad , \quad (15)$$

where n_{α} is the α component of the unit (out-going) vector normal to the surface.

What is the moment tensor density $m(r, t)$ which is equivalent to the sudden opening of a crack? The crack is defined uniquely by the geometrical locii of points on which the stress is zero. By the linearity of elastic equations and the corresponding principle of superposition, the creation of a stress-free crack is the same as imposing a singular stress source at the position of the crack and which opposes locally the stress field σ_{ij}^0 established globally prior to the creation of the crack. The sum of the pre-existing stress and the singular stress gives a stress decreased by the amount of the stress drop exactly on the position of the crack. This singular stress source can be called the stress drop due to the creation of the crack. This simple reasoning recovers the general result that the moment tensor density is nothing but the stress drop, when including the surface contributions [Gilbert, 1971; Backus and Mulcahy, 1976]. We thus get

$$m_{ij}(r, t) = -\Delta\sigma_{ij} \delta(r - r_c) \mathcal{H}(t) \quad , \quad (16)$$

where $\delta(r - r_c)$ expresses the fact that the moment tensor source is localized on the crack position. $\mathcal{H}(t)$ is the Heaviside's function ($= 0$ for $t < 0$ and $= 1$ for $t \geq 0$) and 0 is the origine of time at which the crack is created inside the medium.

Using the representation theorem [Aki and Richards, 1980], we can write the elastic displacement created by the source (16) as [Madariaga, 1981]

$$u_i(r, t) = \int_{-\infty}^t dt_0 \int dV \frac{\partial G_{ij}(r, t | r_0, t_0)}{\partial r_j} m_{jk}(r_0, t_0) \quad , \quad (17)$$

obtained from quiescent initial conditions $u(r, t) = \frac{\partial u(r, t)}{\partial t} = 0$ and the elasto-dynamic Green function is [Aki and Richards, 1980]

$$G_{ij}(r, t|r_0, t_0) = \frac{1}{4\pi\rho}(3\gamma_i\gamma_j - \delta_{ij})\frac{t}{R^3}\left[\mathcal{H}(t - \frac{R}{v_p}) - \mathcal{H}(t - \frac{R}{v_s})\right] \\ + \frac{1}{4\pi\rho v_p^2}\gamma_i\gamma_j\frac{1}{R}\delta(t - \frac{R}{v_p}) + \frac{1}{4\pi\rho v_s^2}(\delta_{ij} - \gamma_i\gamma_j)\frac{1}{R}\delta(t - \frac{R}{v_s}) . \quad (18)$$

In (18), ρ is the density of the crust, γ_i are the cosine directors of $r - r_0$, $R = |r - r_0|$, $v_p = \sqrt{\frac{\lambda+2\mu}{\rho}}$ and $v_s = \sqrt{\frac{\mu}{\rho}}$ are respectively the P (compressive) and S (shear) wave velocities. The first term in (18) is the near field term which decays much faster than the two others which correspond to the classical P and S body waves.

Inserting (16) and (18) in (17), performing the integrals over the delta in time and in space as well as the derivative with respect to x_k yields the following expression for the elasto-dynamic displacement due to the P and S waves

$$-u_i(r, t) = \frac{\Delta\sigma_{jk}}{4\pi\rho} \int_{S_0} dS [\frac{\delta_{ij}}{R} - \gamma_i\gamma_j(1 - \delta_{ij})] \left[\frac{1}{v_p^2} \mathcal{H}(t - \frac{R}{v_p}) - \frac{1}{v_s^2} \mathcal{H}(t - \frac{R}{v_s}) \right] \\ - \frac{\sigma_{jk}^0}{4\pi\rho} \int_{S_0} dS \frac{\gamma_i\gamma_j\gamma_k}{R} \left[\frac{1}{v_p^3} \delta(t - \frac{R}{v_p}) - \frac{1}{v_s^3} \delta(t - \frac{R}{v_s}) \right] + \frac{\sigma_{ik}^0}{4\pi\rho v_s^2} \int_{S_0} dS \frac{\gamma_k}{R} \left[\mathcal{H}(t - \frac{R}{v_s}) - \frac{1}{v_s} \delta(t - \frac{R}{v_s}) \right] , \quad (19)$$

where S_0 denotes the crack surface. This is the seismic signal measured at position r and time t .

We can use these expressions to calculate the stress impulse that the border of the crack will receive and whether it can rupture further due to the stress loading. The on-going rupture is then that of a fault with friction that has been loaded dynamically by the local crack rupture. This regime has been analyzed recently in the litterature.

Freund [1990] provides the complete treatment of the problem of a suddenly applied loading on a half-plane crack. The solution for the antiplane case is given in equation (2.3.16), p. 70 in [Freund, 1990] and leads to a shear stress close to the crack tip equal to

$$\sigma(r, t) \sim \frac{2\Delta\sigma}{\pi} \sqrt{\frac{ct}{r}} , \quad (20)$$

where r is the distance to the crack tip. The case of the suddenly applied in-plane shear traction, corresponding in our problem to the full tensorial elastic case with stress drop $\Delta\sigma$ over the whole extension of the crack, is treated in [Freund, 1990], section 2.6, p. 97. The result (20) still holds, with c replaced by the longitudinal acoustic wave velocity.

11 Other observations and questions

We present a series of questions and/or observations, not all firmly established (little is found non-controversial in this field), but which provide stimulating questions that an understanding of the earthquake process should embrace.

11.1 Laboratory experiments

To our knowledge, laboratory experiments of rock friction have not explored fully the parameters that are relevant in seismogenic conditions. In particular, we mentionned already the difficulties in constraining chemical activity. Another relevant question is the role of possible mineralogic transformations of crystalline structures at conditions of temperature, pressure and water content, in the presence of deformation, that would be relevant for shallow seismogenic depths. With respect to the dependence with pressure, recent simulations [Badro *et al.*, 1996] suggest to explore also the relevance of nonhydrostatic compression, for instance in triaxial mechanical set-ups.

11.2 The longer the recurrence time, the larger the stress drop

The average slip rate of faults varies very significantly from a small fraction of 1 *mm/year* to several *cm/year*. Several studies have shown recently a remarkable relationship between the average slip rate on faults and the stress drop associated to earthquakes occurring on these faults (see *Scholz*, 1990, p.408; *Kanamori*, 1994) for reviews). What is obvious (within the standard rebound earthquake model) is that faults with slow (resp. fast) slip rates usually have long (resp. short) repeat times. A number of works (*Kanamori and Allen*, 1986; *Scholz et al.*, 1986; *Houston*, 1990) have found that earthquakes on faults with long repeat times (thousands of years) radiate more energy per unit fault length and have a significant larger dynamical stress drop than those with short repeat times (a few decades to a few centuries). This is quite puzzling: how can the loading process, occurring on a very slow time scale of centuries, have an influence on the dynamics occurring at the time scale of seconds? The usual explanation is that faults heal progressively (by plasticity and chemical processes) and thus become stronger as more time is given to them between earthquakes. However, we note that this is at variance with the other piece of argument usually brought forth, namely that an earthquake can occur because of a progressive weakening due to corrosion. Also, a stronger fault should produce a larger frictional heating and need a larger stress to break down.

11.3 Shear heating

Direct measurements of heat flux do not exhibit anomalous values and thus no significant frictional heating [*Henye and Wasserburg*, 1971; *Lachenbruch and Sass*, 1980; 1988; 1992; 1995; *Sass et al.*, 1992]. On the other hand, the accumulated weight of evidence on the metamorphism of rocks adjacent to faults in higher grades has been taken as an indication that shear heating can be associated with faulting [*Scholz*, 1980; *Sibson*, 1980; *Frischbutter and Hanisch*, 1991; *Peacock*, 1992]. Interpreted with a pure mechanical point of view, this implies shear stresses of about 100 *MPa* at least at the initiation of slip, in contradiction with many other interpretations. A mechanism has recently been proposed [*Harrison et al.*, 1997] that renders unnecessary the need for exceptional physical conditions (such as high shear stress), to explain the generation of the Himalayan leucogranites. In this example, the apparent inverted metamorphism appears to have resulted from activation of a broad shear zone beneath the Himalayan Main Central thrust which tectonically telescoped the young metamorphic sequence.

11.4 Seismic P-wave nucleation phase

Seismic P-wave signals have been reported [*Ellworth and Beroza*, 1995; *Beroza and Ellworth*, 1996; *Dodge et al.*, 1996], that seem to precede the arrival of the first P-wave (longitudinal compressive acoustic wave). These observations are still controversial [*Mori and Kanamori*, 1996], not only because the reported signals are weak and the effect is hard to establish, but also because their presence is essentially ruled out within the standard picture. Indeed, first, one would have to invent the existence of a new mode that propagated faster than the P-wave¹⁸. Secondly, [*Ellworth and Beroza*, 1995; *Beroza and Ellworth*, 1996; *Dodge et al.*, 1996] make the remarkable claim that the duration of the P-wave precursors is roughly proportional to the total length of the earthquake rupture: it is as if the precursor, supposedly associated to a small nucleation zone, knew in advance about the (large) size of the earthquake; or, that the size of the nucleation zone controlled the size of the large earthquake. Present researches attempt to understand these observations using the slip dependence of friction given by the Ruina-Dieterich laws [*Dieterich*, 1972; 1978; 1979; 1992; *Ruina*, 1983].

11.5 Earthquakes occur preferentially in strong rocks

Fault imaging shows the systematic picture that earthquake rupture takes place in rock with relatively high seismic velocity, while surrounding rocks have velocities that are relatively low. The same pattern emerges in images of the 1994 Northridge earthquake [*Zhao and Kanamori*, 1995], of the 1966 Parkfield shock of 6.0 and of the 1992 Landers earthquake of magnitude 7.3. Why do earthquakes regularly take place in strong rock? If we consider an heterogeneous fault, which weak and

¹⁸Guided waves that have been found to propagate within the core of faults [*Li et al.*, 1994] are slower, by the very constraint that they are trapped. If they were faster, they would leak immediately: this is the usual condition for the existence of evanescent waves.

strong rocks distributed along its length, we do expect on mechanical grounds that the large earthquakes will nucleate on the strong rocks. Indeed, only strong asperities can store sufficient stress to produce a rupture that will not be easily stopped. This scenario has been verified in block-spring models with heterogeneous friction along the fault [Knopoff, 1996b]. But this does not account for the observation that earthquakes take place in rocks that are stronger than the surrounding rocks in the direction *transverse* to the fault.

11.6 Earth tides and seismicity remotely triggered at long distances

The long-term tectonic loading stress rate of the order of 10^{-3} bar/hr is much less than the stress rate up to 0.15 bar/hr due to earth tides from gravitational interactions with the Moon and Sun. Tidal triggering of earthquakes would thus be expected if rupture began soon after the achievement of a critical stress level. Correlations between tides and earthquakes have been investigated repeatedly [Emter, 1997; Cotton, 1992]. The most careful statistical studies have found no evidence of triggering [Heaton, 1982; Rydelek et al., 1992; Tsuruoka et al., 1995; Vidale et al., 1998]. Two existing theories can explain these observations by invoking high stress rates just before failure. Dieterich's model of state- and rate-dependent friction predicts high stressing rates across earthquake nucleation zones [Dieterich, 1997]. Alternatively, changes in fluid plumbing of the fault system could conceivably be more rapid than tidal strains and may trigger failure [Sibson, 1973].

There is strong evidence that the Landers earthquake, June 28, 1992, southern California, triggered seismicity at distances equal to many times the source size [Hill et al., 1993], with a rate which was maximum immediately after passage of the exciting seismic waves. The problem is that the dynamical stress created by the seismic waves is very small at these long distances, of the order of the effect of lunar tides (0.01 MPa and less) which have not been found to be correlated with earthquakes. Sturtevant et al. [1996] have recently proposed a model in which the earthquakes are triggered by a rapid increase of pore pressure due to rectified diffusion of small pre-existing gas bubbles in faults embedded in hydrothermal systems. This model depends on the confluence of several favorable conditions, in particular supersaturated gas in water, large mode conversion occurring in the geothermal field and a very low (50 m/s) shear velocity in the porous media filled with the bubbly liquid.

11.7 Non-double couple components

Some earthquakes with non-double-couple mechanisms have been claimed not to be explained solely by a composite rupture [Frohlich, 1994b]. The standard explanation for non-double-couple components relies on the fault zone irregularity [Kuge and Lay, 1994]. Could they be witnesses of a compensated linear dipole component associated with other phenomena such as structural transformations?

11.8 Creeping sections and slow earthquakes

Some faults appear not to rupture in sudden earthquakes but rather to creep continuously. Slow earthquakes [Linde et al., 1996] are acceleration of creep over a few hours to a few days. This leads to the usual classification in terms of three types of behavior: regions where the seismic coupling is total; those where slip is seismic only when triggered by seismic slip from an adjacent region and which otherwise slip aseasonally; and regions where slip is always aseismic. Within the standard stick-slip friction theory, these three regimes can be ascribed to different friction stability conditions, controlled by the slip velocity parameter of the friction law which are material properties [Scholz, 1990].

Consider for instance the famous San Andreas fault system. This long fault evidently cuts through many different types of rocks and regional structures along its traverse from the Transverse Ranges to the Mendocino triple junction, and the patterns of seismicity differ strikingly along various segments of the fault. These differences in seismic behavior coincide so closely with certain geologic situations along the San Andreas fault in central California as to suggest a causal relation [Wallace, 1991].

11.9 Deep earthquakes

Solid-solid transformations have been invoked to explain the puzzle of deep-focus earthquakes. The paradox is that brittle fracture and frictional sliding at depths in excess of $100 - 200\text{ km}$ ¹⁹ would require unrealistic rock strength, while the rheology of the rocks becomes more and more ductile at pressure and temperature increases, as found in laboratory experiments. Furthermore, the isostatic control of topographic relief implies that the mantle has no strength on long time scales at depths greater than 70 km or so [Jeffreys, 1929]. Several mechanisms have been proposed for deep earthquakes [Frohlich, 1994a], such as plastic instabilities [Hobbs and Ord, 1988], shear-induced melting [Post, 1977], instabilities accompanying recrystallization [Ogawa, 1987], polymorphic phase transformation [Kirby, 1987] and olivine→spinel anticracks formation [Green and Burnley, 1989]. Each of these proposed mechanisms exhibits certain weakness [Kirby, 1987]. While a consensus has not yet emerged, one of the most preferred mechanism involves so-called *transformational faulting* in which metastable olivine transforms under stress to denser spinel in thin shear zones along planes of maximum shear stress. Then, it is proposed that newly formed, fine-grained spinel is the ‘fluid lubricant’ and/or the damage (through the operation of ‘anticracks’) that makes catastrophic faulting possible.

A recent analysis of the deep Bolivian earthquake of 9 June 1994 has been proposed to be incompatible with an origin by transformational faulting [Silver *et al.*, 1995], because the rupture extended to more than three times that expected for a metastable wedge of olivine at the core of a subducting slab. These authors suggest that failure during deep-focus earthquakes represent the reactivation of faults that were established when the lithosphere was near the earth surface.

11.10 Precursory phenomena

Since the inception of seismology, the search for reliable precursory phenomena of earthquakes has been very active. Current research suggests that the seismic process is preceded by a complex set of physical precursors. However, there is no consensus on the statistical significance of these precursors and their reliability. The lack of agreement among prediction advocates on a single set of “best-candidate precursors” underscores the weakness and inconsistency of their case [Wyss, 1991, 1997]. To validate a prediction method, one must show it to be successful beyond random chance, but such success has not been demonstrated convincingly. The problem is very difficult because of the complexity of earthquake phenomenology and the low rate occurrence of earthquakes.

Seismic activity is one obvious candidate. It is monitored in the different parts of the world by arrays of seismometers which allow for the determination of the epicenter, hypocenter, and rupture parameters (magnitude, seismic moment, source mechanism, orientation of the fault plane and direction of motion) of an earthquake. Foreshocks correspond to an increase of seismic activity at time scales of no more than a few weeks before a “main” shock [Abercrombie and Mori, 1996; Maeda, 1996; Jones, 1994]. Only about 30% of earthquakes exhibit foreshocks and the problem is that they are recognized as such after the fact. Nevertheless, foreshocks as well as aftershocks indicate the existence of a delay mechanism [Shaw, 1993] in the activation of earthquakes which could possibly be used [Sornette *et al.*, 1992].

The notion of foreshocks has been extended to that of seismic precursors to describe the surprising and somewhat controversial observations showing that many large earthquakes have been preceded by an increase in the number of intermediate sized events [Jaumé and Sykes, 1998]. The relation between these intermediate sized events and the subsequent main event has only recently been recognized because the precursory events occur over such a large area that they do not fit prior definitions of foreshocks. In particular, the eleven earthquakes in California with magnitudes greater than 6.8 in the last century are associated with an increase of precursory intermediate magnitude earthquakes measured in a running time window of five years [Knopoff *et al.*, 1996]. What is strange about the result is that the precursory pattern occurred with distances of the order of 300 to 500 km from the future epicenter, i.e. at distances up to ten times larger than the size of the future earthquake rupture. Furthermore, the increased intermediate magnitude activity switched off rapidly after a big earthquake in about half of the cases. This implies that stress changes due to an earthquake of rupture dimension as small as 35 km can influence the stress distribution to distances more than ten times its size. This result defies usual models.

¹⁹The deepest earthquakes occur at depth 600 km , which is well within the mantle.

This observation is not isolated. There is mounting evidence, albeit still controversial, that the rate of occurrence of intermediate earthquakes increases in the tens of years preceding a major event. Sykes and Jaume [1990] present evidence that the occurrence of events in the range 5.0 – 5.9 accelerated in the tens of years preceding the large San Francisco bay area quakes in 1989, 1906, and 1868 and the Desert Hot Springs earthquake in 1948. Lindh [1990] points out references to similar increases in intermediate seismicity before the large 1857 earthquake in southern California and before the 1707 Kwantō and the 1923 Tokyo earthquakes in Japan. More recently, Jones [1994] has documented a similar increase in intermediate activity over the past 8 years in southern California. This increase in activity is limited to events in excess of $M = 5.0$; no increase in activity is apparent when all events $M > 4.0$ are considered. Ellsworth et al. [1981] also reported that the increase in activity was also limited to events larger than $M = 5$ prior to the 1989 Loma Prieta earthquake in the San Francisco Bay area. Bufe and Varnes [1993] analysed the increase in activity which preceded the 1989 Loma Prieta earthquake in the San Francisco Bay area while Bufe et al. [1994] document a current increase in seismicity in several segments of the Aleutian arc. More recently, Bowman et al. [1998] conducted a systematic review of seismicity in California specifically aimed to test for the occurrence of accelerating seismic strain release before large earthquakes. They examined all $M \geq 6.5$ earthquakes along the San Andreas fault system since 1950 (total of eight). They found that the cumulative seismic strain prior to all eight $M \geq 6.5$ earthquakes can be better fit by a power acceleration than by a steady seismic rate. Brehm and Braile [1998] has used the same technique as Bowman et al. [1998] to study earthquakes in the New Madrid Seismic Zone in the central United States. Surprisingly, they find they can model accelerating seismic strain sequences before mainshocks as small as magnitude 3.5 that yield reasonable predictions of time and magnitude: of twenty-six post-1979 mainshocks ranging from 3.5 to 5.2, sixteen could be modelled by a power law accelerating time-to-failure function.

Seismic activity induces other variations of geophysical parameters such as the surrounding electric and magnetic fields. Under favorable conditions these electromagnetic variations may be observed before seismic rupture. A recent workshop on earthquake precursors held at The University of Electro-Communications, Tokyo, and sponsored by The National Space Development Agency of Japan, illustrated a wide range of seismo-electromagnetic precursor radiation [NASDA-CON-960003, 1997]. The ability of the Earth's crust in areas of active deformation to transform mechanical energy into electromagnetic waves is a possible contribution to the short-term prediction of seismic hazards. The most important and difficult problem in seismo-electromagnetic research is the location of source. This problem is related to both the physical processes in the earthquake preparation zone and the choice of monitoring device. In a re-examination of the VAN precursors [Varotsos and Lazaridou, 1991], Mulargia and Gasperini [1992] suggested that electric signals are more readily found to follow rather than precede large events.

Other potential signatures of impending earthquakes involve the behavior of global quantities, such as the conductivity and permeability of the crust at various distances from the epicenter. The change in permeability, controlled by microcracking and a change in porosity, can be monitored through the fluctuations of groundwater. In this spirit, fluctuations in ion concentrations of groundwater issuing from wells located near the epicenter of the recent earthquake of magnitude 6.9 near Kobe, Japan, on January 17, 1995 have been observed [Tsunogai and Wakita, 1995, 1996] and quantified [Johansen et al., 1996].

12 Concluding remarks

This review has attempted to bring together different disciplines that have hitherto been developed in large part independently from each other, while they study fundamentally the same “object”. We thus view the challenge of understanding what is an earthquake as somewhat parallel to the integration of many disparate observations in seismicity, volcanism, mountain-building and paleomagnetism which were finally made sense of and unified within the theory of plate tectonics.

The review has been built on the difficulties to reconcile data with existing models and on the recognition of the fundamental role played by water in fault zone. The possible scenarios for an earthquake that emerge are not simple and invoke a series of mechanisms, which are naturally interwoven. This may suggest directions for a coherent framework to explain a large set of diverse observations in earthquakes. It also raises the exciting promise of providing a guideline for recognizable and reproducible precursors that could be exploited.

Acknowledgments: I have benefitted from very helpful discussions with Y. Ben-Zion, Y. Brechet, J.M. Christie, P.M. Davis, J.Dieterich, P. Evesque, J. Gilman, M. Harrison, H. Houston, D.D. Jackson, Y.Y. Kagan, W. D. Ortlepp, G. Ouillon, E. Riggs and J. Vidale. Useful correspondences with J.-C. Doukhan, J. Ferguson, R. J. Geller, I. Main, G. Martin, J.P. Poirier are acknowledged. Special thanks are due to L. Knopoff and A. Sornette for many discussions and interactions over many years.

13 References

Abercrombie, R.E. and J. Mori, Occurrence patterns of foreshocks to large earthquakes in the western United States, *Nature*, 381, 303-307, 1996.

Aines, R.D., and G.R. Rossman, Water in minerals? A peak in the infrared, *J. Geophys. Res.*, 89, 4059-4071, 1984.

Aki, K., Characterization of barriers on an earthquake fault, *J. Geophys. Res.*, 84, 6140-6148, 1979.

Aki, K., Impact of earthquake seismology on the geological community since the Benioff zone, *Geol. Soc. Am. Bull.*, 100, 625-629, 1988.

Aki, K., and P.G. Richards, *Quantitative seismology*, Freeman, San Francisco, 1980.

Alekseevskaya, M., A. Gabrielov, I. Gel'fand, A. Gvishrani and E. Rantsman, *J. Geophys.* 3, 227, 1977.

Anderson, E.M., The dynamics of faulting, 2nd ed., (Oliver and Boyd, Edinburgh, 1951).

Anderson, P.W., More is different, *Science*, 177, 393-396, 1972.

Andrews, D.J., Mechanics of fault junctions, *J. Geophys. Res.*, 94, 9389-9397, 1989.

Anooshehpour, A., and Brune J.N., Frictional heat generation and seismic radiation in a foam rubber model of earthquakes, *Pure and Applied Geophysics*, 142, 735-747, 1994.

Atkinson, B.K. et al., Mechanisms of fracture and friction of crustal rock in simulated geologic environments, supported by the Earthquake Hazards Reduction Program, [Menlo Park, Calif.] : U.S. Geological Survey, 81-277, 1981.

Atkinson, B.K., Subcritical crack growth in geological materials, *J. Geophys. Res.*, 89, 4077-4114, 1984.

Backus, G. and M. Mulcahy, Moment tensors and other phenomenological descriptions of seismic sources – I Continuous displacements, *Geophys. J. R. astr. Soc.*, 46, 341-361, 1976a.

Backus, G. and M. Mulcahy, Moment tensors and other phenomenological descriptions of seismic sources – II Discontinuous displacements, *Geophys. J. R. astr. Soc.*, 47, 301-329, 1976b.

Badro, J., J.-L. Barrat and P. Gillet, Numerical simulation of α -quartz under nonhydrostatic compression : memory glass and five-coordinated crystalline phases, *Phys. Rev. Lett.*, 76, 772-775, 1996.

Baeta, R.D. and K.H.G. Ashbee, Slip systems in quartz, I-Experiments; II-Interpretation, *Am. Mineral.*, 54, 1551-1582, 1970.

Bailey, G., G.C.P. King and D. Sturdy, Active tectonics and land-use strategies - A paleolithic example from northwest Greece, *Antiquity*, 67, 292-312, 1993.

Bak, P., and C. Tang, Earthquakes as self-organised critical phenomenon, *J. Geophys. Res.* 94, 15635-15637, 1989.

Bambauer, H.U., G.O. Brunner and F. Laves, Light scattering of heat-treated quartz in relation to hydrogen containing defects, *Am. Mineral.*, 54, 718-724, 1969.

Bardet, J.P., Damage at distance, *Nature*, 346, 799, 1990.

Barton, C.A. and M.D. Zoback, Stress perturbations associated with active faults penetrated by boreholes - Possible evidence for near-complete stress drop and a new technique for stress magnitude measurement, *J. Geophys. Res.* 99, 9373-9390, 1994.

Baumberger, T., and L. Gauthier, Creeplike relaxation at the interface between rough solids under shear, *J. Phys. I France*, 6, 1021-1030, 1996.

Beeler, N.M., T.E. Tullis, M.L. Blanpied and J.D. Weeks, Frictional behavior of large displacement experimental faults, *J. Geophys. Res.*, 101, 8697-8715, 1996.

Beeler, N.M., T.E. Tullis and J.D. Weeks, The roles of time and displacement in the evolution effect in rock friction, *Geophys. Res. Lett.*, 21, 1987-1990, 1994.

Beeman, M., W.B. Durham and S.H. Kirby, Friction of ice, *J. Geophys. Res.*, 93, 7625-7633, 1988.

Behrmann, J.H. and D. Mainprice, Deformation mechanisms in a high-temperature quartz-feldspar mylonite : evidence for superplastic flow in the lower continental crust, *Tectonophysics*, 140, 297-305, 1987.

Benzion, Y., and Rice J., Earthquake failure sequences along a cellular fault zone in a 3-dimensional elastic solid containing asperity and nonasperity regions, *J. Geophys. Res.* 93, 14109-14131, 1993.

Benzion, Y., and Rice J., Slip patterns and earthquake populations along different classes of faults in elastic solids, *J. Geophys. Res.* 100, 12959-12983, 1995.

Beroza, G.C., and W.L. Ellworth, Properties of the seismic nucleation phase, *Tectonophysics*, 261, 209-227, 1996.

Beyer, W. H., editor, *CRC standard mathematical tables and formulae*, 29th ed., Boca Raton : CRC Press, 1991.

Biarez, J., and P.-Y. Hicher, Elementary mechanics of soil behavior : saturated remoulded soils, Rotterdam ; Brookfield, VT : A.A. Balkema, 1994.

Bird, P., New finite element techniques for modeling deformation histories of continents with stratified temperature-dependent rheology, *J. Geophys. Res.* 94, 3967-3990, 1989.

Bird, P., and X. Kong, Computer simulations of California tectonics confirm very low strength of major faults, *Geological Society of America Bulletin* 106, 159-174, 1994.

Blacic, J.D., and J.M. Christie, Plasticity and hydrolytic weakening of quartz single crystals, *J. Geophys. Res.* 89, 4223-4239, 1984.

Blanpied, M.L., D.A. Lockner and J.D. Byerlee, An earthquake mechanism based on rapid sealing of faults, *Nature*, 358, 574-576, 1992.

Blanpied, M.L., D.A. Lockner and J.D. Byerlee, Frictional slip of granite at hydrothermal conditions, *J. Geophys. Res.*, 100, 13045-13064, 1995.

Bocquet, L., and H.J. Jensen, Phenomenological study of hysteresis in quasistatic friction, *J. Physique I*, 7, 1603-1625, 1997.

Bolt, B.A., Earthquakes, W.H. Freeman and Co., New York, 1993.

Bowden, F.P., and D. Tabor, The Friction and Lubrication of Solids (Oxford University Press, 1954).

Bowman, D.D., G. Ouillon, C.G. Sammis, A. Sornette and D. Sornette, An Observational Test of the Critical Earthquake Concept, *J. Geophys. Res.*, in press, 1998.

Brace, W.F., Orientation of anisotropic minerals in a stress field: discussion, *Geol. Soc. Am. Memoir*, 79, 9-20, 1957.

Brace, W.F., Laboratory studies of stick-slip and their application to earthquakes, *Tectonophysics*, 14, 189-200, 1972.

Brace, W.F., Permeability of crystalline and argillaceous rocks: status and problems, *International Journal of Rock Mechanics in Mineral Sciences and Geomechanical Abstracts*, 17, 876-893, 1980.

Brace, W. R., and J.D. Byerlee, Stick-slip as a mechanism for earthquakes, *Science*, 153, N3739, 990-992, 1966.

Bratkovsky, A.M., E.K.H. Salje, S.C. Marais and V. Heine, Strain coupling as the dominant interaction in structural phase transition, *Phase transitions*, 55, 79-126, 1995.

Brehm, D.J. and L.W. Braile, Intermediate-term prediction using precursory events in the New Madrid Seismic Zone, *Bull. Seism. Soc. Am.*, 88, 564-580, 1998.

Brodie, K.H., Variation in amphibolite and plagioclase composition with deformation, *Tectonophysics*, 78, 385-402, 1981.

Bruhn, R.L., W.T. Parry, W.A. Yonkee and T. Thompson, Fracturing and hydrothermal alteration in normal fault zones, *Pure Appl. Geophys.*, 142, 609-644, 1994.

Brune, J.N., S. Brown and P.A. Johnson, Rupture mechanism and interface separation in foam rubber models of earthquakes: a possible solution to the heat flow paradox and the paradox of large overthrusts, *Tectonophysics*, 218, 59-67, 1993.

Bufe, C.G. and D.J. Varnes, Predictive modeling of the seismic cycle of the greater San-Francisco bay region, *J. Geophys. Res.*, 98, 9871-9883, 1993.

Bufe, C.G., S.P. Nishenko and D.J. Varnes, Seismicity trends and potential for large earthquakes in the Alaska-Aleutian region, *Pure and Applied Geophysics*, 142, 83-99, 1994.

Bullard, E.C., The interior of the earth, pp.57-137 in "the Earth as a planet", G.P. Kuiper, ed., University of Chicago Press, 1954 (see pp. 120-121).

Burridge, R. and L. Knopoff, Body force equivalents for seismic dislocation, *Seism. Soc. Am. Bull.*, 54, 1875-1888, 1964.

Burst, J.P., Diagenesis of Gulf Coast clayey sediments and its possible relation to petroleum migration, *American Association of Petroleum Geologists Bulletin*, 53, 73-79, 1969.

Byerlee, J., Friction of rocks, In Experimental studies of rock friction with application to earthquake prediction, ed. J.F. Evernden, U.S. Geological Survey, Menlo Park, Ca, 55-77, 1977.

Byerlee, J., Friction, overpressure and fault normal compression, *Geophys. Res. Lett.*, 17, 2109-2112, 1990.

Byerlee, J. D., et al., Stick slip, stable sliding, and earthquakes - Effect of rock type, pressure, strain rate, and stiffness, *J. Geophys. Res.*, 73, 6031-6037, 1968.

Campillo, M., J.C. Gariel, K. Aki and F.J. Sanchez-Sesma, Destructive strong ground motion in Mexico-city - Source, path and site effects during 1985 Michoacan earthquake, *Bull. Seism. Soc. Am.*, 79, 1718-1735, 1989.

Carlson, J.M., J.S. Langer and B.E. Shaw, Dynamics of earthquake faults, *Rev. Mod. Phys.* 66, 657-670, 1994.

Caroli, C., and P. Nozières, Dry friction as a hysteretic elastic response, In Physics of Sliding Friction, Persson et Tosatti, eds., Kluwer Academic Publishers, 1996.

Caroli, C., and B. Velicky, Dry friction as an elasto-plastic response: Effect of compressive plasticity, *J. Physique I*, 7, 1391-1416, 1997.

Carter, N.L., A.K. Kronenberg, J.V. Ross and D.V. Wiltschko, Control of fluids on deformation of rocks, in Knipe, R.J., and E.H. Rutter, eds., Deformation mechanisms, rheology and tectonics, *Geological Society Special Publication*, 54, 1-13, 1990.

Chen, K., Bak, P., and Okubov, S.P., Self-organized criticality in crack-propagation model of earthquakes, *Phys. Rev. A* 43, 625-630, 1991.

Chester, F.M., A rheologic model for wet crust applied to strike-slip faults, *J. Geophys. Res.*, 100, 13033-13044, 1995.

Chester, F.M., J.P. Evans and R.L. Biegel, Internal structure and weakening mechanisms of the San Andreas fault, *J. Geophys. Res.*, 98, 771-786, 1993.

Chirone, R., L. Massimilla and S. Russo, Bubble-free fluidization of a cohesive powder in an acoustic field, *Chemical Engineering Science*, **48**, 41-52, 1995.

Chopin, C., Coesite and pure pyrope in high-grade blueschists of the Western Alps: a first record and some consequences, *Contributions to Mineralogy and Petrology*, **86**, 107-118, 1984.

Choy, G.L., and J.L. Boatwright, Global patterns of radiated seismic energy and apparent stress, *J. Geophys. Res.*, **100**, 18205-18228, 1995.

Cochard, A., and R. Madariaga, Dynamic faulting under rate-dependent friction, *Pure and Applied Geophysics* **142**, 419-445 (1994).

Cochard, A., and R. Madariaga, Complexity of seismicity due to highly rate-dependent friction, *J. Geophys. Res.* **101**, 25321-25336, 1996.

Cohen, J.E., and P. Horowitz, Paradoxical behaviour of mechanical and electrical networks, *Nature*, **352**, 699-701, 1991.

Cotton, L.A., Earthquake frequency, with special reference to tidal stresses in the lithosphere, *Bull. Seism. Soc. Am.*, **12**, 47-198, 1992.

Courant, R., and K.O. Friedrichs, Supersonic flow and shock waves, Springer-Verlag, New York and Berlin, third edition, 1985.

Cowie P., Vanneste C. and Sornette D., Statistical physics model of complex fault pattern organization and earthquake dynamics, *J. Geophys. Res.* **98**, 21809-21821, 1993.

Cox, S.J.D., Velocity-dependent friction in a large direct shear experiment on gabbro, In Deformation Mechanisms, Rheology and Tectonics, Knipe et Rutter, eds., vol. 54, 63-70, Geological Society Special Publication, 1990.

Christian, J. W., *Theory of transformations in metals and alloys; an advanced text book in physical metallurgy*, Oxford, New York, Pergamon Press, 1965.

Dahl, P.S., and M.J. Dorais, Influence of $F(OH)_{-1}$ substitution on the relative mechanical strength of rock-forming micas, *J. Geophys. Res.*, **101**, 11519-11524, 1996.

Darling, R.S., I.M. Chou and R.J. Bodnar, An occurrence of metastable cristobalite in high-pressure garnet granulite, *Science*, **276**, 91-93, 1997.

David, C., T.-F. Wong, W. Zhu and J. Zhang, Laboratory measurements of compaction-induced permeability change in porous rocks: implications for the generation and maintenance of pore pressure excess in the crust, *Pure Appl. Geophys.*, **143**, 425-456, 1994.

Debate on VAN, Special issue of *Geophys. Res. Lett.*, **23**, 1291-1452, 1996.

Deer, W. A., R. A. Howie and J. Zussman, An introduction to the rock forming minerals, 2nd ed., Harlow, Essex, England: Longman Scientific & Technical; New York, NY, Wiley, 1992.

DeVries, R.C., Diamonds from warm water, *Nature*, **385**, 485-485, 1997.

Dieterich, J.H., Time-dependent friction in rocks, *J. Geophys. Res.*, **77**, 3690-3697, 1972.

Dieterich, J.H., Time-dependent friction and the mechanics of stick-slip, *Pure and Applied Geophysics*, **116**, 790-806, 1978.

Dieterich, J.H., Modeling of rock friction: 1. experimental results and constitutive equations, *J. Geophys. Res.*, **84**, 2161-2168, 1979.

Dieterich, J.H., Nucleation and triggering of earthquake slip; effect of periodic stresses, *Tectonophysics*, **144**, 127-139, 1987.

Dieterich, J.H., Earthquake nucleation on faults with rate-dependent and state-dependent strength, *Tectonophysics*, **211**, 115-134, 1992.

Dieterich, J., A constitutive law for rate of earthquake production and its application to earthquake clustering, *J. Geophys. Res.* **99**, 2601-2618, 1993.

Dieterich J. and Kilgore B.D., Direct observation of frictional contacts- New insight for state-dependent properties, *Pure and Applied Geophysics* **143**, 283-302, 1994.

Dieterich, J., A constitutive law for rate of earthquake production and its application to earthquake clustering, *J. Geophys. Res.*, **99**, 2601-2618, 1993.

Dieterich, J., and Kilgore B.D., Direct observation of frictional contacts- New insight for state-dependent properties, *Pure and Applied Geophysics*, **143**, 283-302, 1994.

Dieterich, J., and Kilgore B.D., Imaging surface contacts – Power law contact distributions and contact stresses in quartz, calcite, glass and acrylic plastic, *Tectonics*, **256**, 219-239, 1996.

Dodge, D.A., G.C. Beroza and W.L. Ellsworth, Detailed observations of California foreshock sequences: implications for the earthquake initiation process, *J. Geophys. Res.*, **101**, 22371-22392, 1996.

Ellsworth, W.L., A.G. Lindh, W.H. Prescott and D.J. Herd, The 1906 San Francisco Earthquake and the seismic cycle, *Am. Geophys. Union, Maurice Ewing Monogr.* **4**, 126-140, 1981.

Ellsworth, W.L., and G.C. Beroza, Seismic evidence for a seismic nucleation phase, *Science*, **268**, 851-855, 1995.

Emter, D., Tidal triggering of earthquakes and volcanic events, pp. 293-310 of Lecture Notes in Earth Science 66: Tidal Phenomena (H. Wilhelm, W. Zirn and H.-G. Wenzel, eds.), Springer-Verlag, Berlin, 1997.

Etheridge, M.A. and J.C. Wilkie, An assessment of dynamically recrystallized grainsize as a palaeopiezometer in quartz-bearing mylonite zones, *Tectonophysics*, **78**, 475-508, 1981.

Evans, J.P., Textures, deformation mechanisms, and the role of fluids in the cataclastic deformation of granitic rocks, in Knipe, R.J., and E.H. Rutter, eds., Deformation mechanisms, rheology and tectonics, *Geological Society Special Publication*, 54, 29-39, 1990.

Evans, R., Assessment of schemes for earthquake prediction: Editor's introduction, *Geophys. J. Int.*, 131, 413-420, 1997.

Evans, J.P., and F.M. Chester, Fluid-rock interaction in faults of the San Andreas system - Inferences from San Gabriel fault rock geochemistry and microstructures, *J. Geophys. Res.*, 100, 13007-13020, 1995.

Fisher, D.S., K. Dahmen, S. Ramanathan and Y. Ben-Zion, Statistics of earthquakes in simple models of heterogeneous faults, *Phys. Rev. Lett.* 78, 4885-4888, 1997.

Fleischmann, K.H., Shallow fluid pressure transients caused by seismogenic normal faults, *Geophys. Res. Lett.*, 20, 2163-2166, 1993.

Freiman, S.W., Effects of chemical environments on slow crack growth in glasses and ceramics, *J. Geophys. Res.*, 89, 4072-4076, 1984.

Franssen, R.C.M.W., and C.J. Spiers, Deformation of polycrystalline salt in compression and in shear at 250 – 350 °C, in Knipe, R.J., and E.H. Rutter, eds., Deformation mechanisms, rheology and tectonics, *Geological Society Special Publication*, 54, 201-213, 1990.

Freund, L.B., Dynamic fracture mechanics, Cambridge University Press, Cambridge (U.K.), 1990.

Frischbutter, A., and M. Hanisch, A model of granitic melt formation by frictional heating on shear planes, *Tectonophysics* 194, 1-11, 1991.

Frohlich, C., Earthquakes with non-double-couple mechanisms, *Science*, 264, 804-809, 1994a.

Frohlich, C., A break in the deep, *Nature*, 368, 100-101, 1994b.

Gabrielov, A., V. Keilis-Borok and D.D. Jackson, Geometric incompatibility in a fault system, *Proc. Nat. Acad. Sci., US* 93, 3838-3842, 1996.

Gavrilenko, P., and Y. Gueguen, Fluid overpressure and pressure solution in the crust, *Tectonophysics*, 217, 91-110, 1993.

Geller, R.J., D.D. Jackson, Y.Y. Kagan and P. Mulargia, Earthquakes cannot be predicted, *Science*, 275, 1616-1617, 1997.

Gilbert, J.F., Excitation of the normal modes of the earth by earthquake sources, *Geophys. J. astr. Soc.*, 22, 223-226, 1971.

Goguel, J., Etude mécanique des déformations géologiques, Bureau de Recherches Géologiques et Minières, Manuels et Méthodes, 6, 1983.

Gokhberg, M.B., V.A. Morgounov O.A. and Pokhotelov, Earthquake Prediction: Seismo-Electromagnetic Phenomena. Gordon and Breach Publishers, Russia, 1995.

Grasso, J.R. and D. Sornette, Testing self-organized criticality by induced seismicity, *J. Geophys. Res.*, in press, 1998.

Gratier, J.P., T. Chen and R. Hellmann, Pressure solution as a mechanism for crack sealing around faults, natural and experimental evidence, preprint

Green II, H.W., Metastable growth of coesite in highly strained quartz, *J. Geophys. Res.*, 77, 2478-2482, 1972.

Green II, H.W., D.J. Griggs and J.M. Christie, Syntectonic and annealing recrystallization of fine-grained quartz aggregate, in *Experimental and Natural Rock Deformation*, edited by P. Paulitsch, pp. 272-335, Springer, New York, 1970.

Green II, H.W., and P.C. Burnley, A new self-organizing mechanism for deep-focus earthquakes, *Nature*, 341, 733-737, 1989.

Griggs, D.T., M.S. Patterson, H.C. Heard and F.J. Turner, Annealing recrystallization in calcite crystals and aggregates, *Geol. Soc. Am. Memoir*, 79, 21-37, 1957.

Griggs, D.T., F.J. Turner and H.C. Heard, Deformation of rocks at 500 °C and 800 °C, *Geol. Soc. Am. Memoir*, 79, 39-104, 1957.

Griggs, D.T., and J. Handin, editors, Rock deformation (A symposium), *Geol. Soc. Am. Memoir*, 79, 381 pages, 1960.

Griggs, D.T., and J.D. Blacic, Quartz: anomalous weakness of synthetic crystals, *Science*, 147, 292-295, 1965.

Grinfeld, M.A., Instability of the separation boundary between a nonhydrostatically stressed elastic body and a melt, *Sov. Phys. Dokl.* 31, 831-834, 1986.

Gu, Y., and T.-F. Wong, Effects of loading velocity, stiffness, and inertia on the dynamics of a single degree of freedom spring-slider system, *J. Geophys. Res.*, 96, 21677-21691, 1991.

Harrison, T.M., F.J. Ryerson, P. Le Fort, A. Yin, O.M. Lovera and E.J. Catlos, A late Miocene-Pliocene origin for the central Himalayan inverted metamorphism, *Earth and Planetary Science Letters* 146, E1-E7, 1997.

Hadizadeh, J., Interaction of cataclasis and pressure solution in a low-temperature carbonate shear zone, *Pure Appl. Geophys.*, 143, 255-280, 1994.

Heaton, T.H., Tidal triggering of earthquakes, *Bull. Seism. Soc. Am.*, 72, 2181-2200, 1982.

Heggie, M.I., Molecular diffusion of oxygen and water in amorphous silica: role of basal dislocation, *Philos. Mag. Lett.*, **65**, 155-158, 1992.

Heggie, M.I., A molecular water pump in quartz dislocations, *Nature*, **355**, 337-339, 1992.

Heggie, M.I., R. Jones, C.D. Latham, S.C.P. Maynard and P. Tole, Molecular diffusion of oxygen and water in crystalline and amorphous silica, *Philos. Mag. B*, **65**, 463-471, 1992.

Heine, V., X. Chen, S. Dattagupta, M.T. Dove, A. Evans, A.P. Giddy, S. Marais, S. Padlewski, E. Salje and F.S. Tautz, Landau theory revisited, *Ferroelectrics*, **128**, 255-264, 1992.

Henry, T.L., and G.J. Wasserburg, Heat flow near major strike-slip faults in California, *J. Geophys. Res.*, **76**, 7924-7946, 1971.

Herrmann, H.J., G. Mantica and D. Bessis, Space-filling bearings, *Phys. Rev. Lett.*, **65**, 3223-3226, 1990.

Heuze, F.E., High-temperature mechanical, physical and thermal properties of granitic rocks – a review, *Int. J. Rock Mech. Sci. & Geomech. Abstr.*, **20**, 3-10, 1983.

Hickman, S.H., Stress in the lithosphere and the strength of active faults, *Rev. Geophys.*, **29**, 759-775, 1991.

Hickman, S., R. Sibson and R. Bruhn, Introduction to special section: mechanical involvement of fluids in faulting, *J. Geophys. Res.*, **100**, 12831-12840, 1995.

Hill, D., P.A. Reasenber, A. Michael, W.J. Arabaz et al., Seismicity remotely triggered by the magnitude 7.3 Landers, California, earthquake, *Science*, **260**, 1617-1623, 1993.

Hobbs, B.E., Recrystallization of single crystals of quartz, *Tectonophysics*, **6/5**, 353-401, 1968.

Hobbs, B.E., The influence of metamorphic environment upon the deformation of minerals, *Tectonophysics*, **78**, 337-382, 1981.

Hobbs, B.E., Point defect chemistry of minerals under a hydrothermal environment, *J. Geophys. Res.*, **89**, 4026-4038, 1984.

Hobbs, B.E., and A. Ord, Plastic instabilities; implications for the origin of intermediate and deep focus earthquakes, *J. Geophys. Res.*, **93**, 10521-10540, 1988.

Houston, H., A comparison of broadband source spectra, seismic energies and stress drops of the 1989 Loma Prieta and 1988 Armenian earthquakes, *Geophys. Res. Lett.*, **17**, 1413-1416, 1990.

Ishimaru, A., Wave propagation and scattering in random media (Academic Press, New York, 1978).

Ito K. and M. Matsuzaki, Earthquakes as self-organized critical phenomena, *J. Geophys. Res. B*, **95**, 6853-6860, 1990.

Janecke, S.U. and J.P. Evans, Feldspar-influenced rock rheologies, *Geology*, **16**, 1064-1067, 1988.

Jaumé, S.C. and L.R. Sykes, Evolving towards a critical point: a review of accelerating seismic moment/energy release prior to large and great earthquakes, *Pure and Applied Geophysics*, submitted, 1998.

Jeffreys, H., The earth, its origin, history and physical constitution, 2nd edition (Cambridge University Press, Cambridge, UK, 1929).

Jensen, H.J., Y. Brechet and B. Doucot, Instabilities of an elastic chain in a random potential, *J. Phys. I France*, **3**, 611-623, 1993.

Johansen, A., P. Dinon, C. Ellegaard, J.S. Larsen et H.H. Rugh, Dynamic phases in a spring-block system, *Phys. Rev. E*, **48**, 4779-4790, 1993.

Johansen, A., D. Sornette, H. Wakita, U. Tsunogai, W.I. Newman and H. Saleur, Discrete scaling in earthquake precursory phenomena: evidence in the Kobe earthquake, Japan, *J. Phys. I France*, **6**, 1391-1402, 1996.

Jones, L.M., Foreshocks, aftershocks and earthquake probabilities - Accounting for the Landers earthquake, *Bull. Seism. Soc. Am.*, **84**, 892-899, 1994.

Jones, R., S. Öberg, M.I. Heggie and P. Tole, *Ab initio* calculation of the structure of molecular water in quartz, *Philos. Mag. Lett.*, **66**, 61-66, 1992.

Jones, L.M., Foreshocks, aftershocks, and earthquake probabilities: accounting for the Landers earthquake, *Bull. Seismological Soc. Am.*, **84**, 892-899, 1994.

Jordan, T.H., Is the study of earthquakes a basic science? *Seismol. Res. Lett.*, **68** (2), 259-261, 1997.

Kanamori, H., Mechanics of earthquakes, *Ann. Rev. Earth Planet. Sci.*, **22**, 207-237, 1994.

Kanamori, H., and D.L. Anderson, Theoretical basis of some empirical relations in seismology, *Bull. Seism. Soc. Am.*, **65**, 1073-1095, 1975.

Kanamori, H., and C.R. Allen, Earthquake repeat time and average stress drop, In *Earthquake source mechanics*, *Geophys. Monogr.*, ed. S. Das, J. Boatwright, C.H. Scholz, Washington, DC: Am. Geophys. Union, 227-2235, 1986.

Kanamori, H., J. Mori, E. Hauksson, T.H. Heaton, L.K. Hutton and L.M. Jones, Determination of earthquake energy release and M_L using Terrascope, *Bull. Seism. Soc. Am.*, **83**, 330-346, 1993.

Kagan, Y.Y., Observational evidence for earthquakes as a nonlinear dynamic process, *Physica D*, **77**, 160-192, 1994.

Kagan, Y.Y., Seismic moment-frequency relation for shallow earthquakes: regional comparison, *J. Geophys. Res.*, **102**, 2835-2852, 1997.

Kagan, Y.Y., Is earthquake seismology hard, quantitative science? preprint 1998
<http://scec.ess.ucla.edu/ykagan.html>

- Keilis-Borok, V.I., editor, Intermediate-term earthquake prediction: models, algorithms, worldwide tests, *Phys. Earth and Planet. Interiors*, 61, Nos. 1-2, 1990.
- King, G.C.P., The accommodation of large strains in the upper lithosphere of the Earth and other solids by self-similar fault systems; the geometrical origin of b-value, *Pure Appl. Geophys.*, 121, 761-815, 1983.
- King, G.C.P., Speculations on the geometry of the initiation and termination processes of earthquake rupture and its relation to morphology and geological structure, *Pure Appl. Geophys.*, 124, 567-585, 1986.
- King, G.C.P., R.S. Stein and J.B. Rundle, The growth of geological structures by repeated earthquakes. 1. Conceptual framework, *J. Geophys. Research*, 93, 13307-13318, 1988.
- King, G.C.P., G. Bailey and D. Sturdy, Active tectonics and human survival strategies, *J. Geophys. Res.*, 99, 20063-20078, 1994.
- Kirby, S.H., Introduction and digest to the special issue on chemical effects of water on the deformation and strength of rocks, *J. Geophys. Res.*, 89, 3991-3995, 1984.
- Kirby, S.H., Localized polymorphic phase transformations in high-pressure faults and applications to the physical mechanism of deep earthquakes, *J. Geophys. Res.*, 92, 13789-13800, 1987.
- Klein, W., Rundle, J.B. and C.D. Ferguson, Scaling and nucleation in models of earthquake faults, *Phys. Rev. Lett.* 78, 3793-3796, 1997.
- Knipe, R.J., The interaction of deformation and metamorphism in slates, *Tectonophysics*, 78, 249-272, 1981.
- Knipe, R.J. and G.E. Lloyd, Microstructural analysis of faulting in quartzite, Assynt, NW Scotland: implications for fault zone evolution, *Pure Appl. Geophys.*, 143, 229-254, 1994.
- Knopoff, L., Energy release in earthquakes, *Geophys. J. Roy. Astron. Soc.*, 1, 44-52, 1958.
- Knopoff, L., Q, *Rev. Geophys.*, 2, 625-660, 1964.
- Knopoff, L., A selective phenomenology of the seismicity of Southern California, *Proc. Nat. Acad. Sci. USA* 93, 3756-3763, 1996a.
- Knopoff, L., The organization of seismicity on fault networks, *Proc. Nat. Acad. Sci. USA* 93, 3830-3837, 1996b.
- Knopoff, L., in Proceedings of Scale invariance and Beyond, eds. B. Dubrulle, F. Graner & D. Sornette, Springer, Heidelberg, 1997.
- Knopoff, L., and M.J. Randall, The compensated linear-vector dipole: a possible mechanism for deep earthquakes, *J. Geophys. Res.* 75, 4957-4963, 1970.
- Knopoff, L. and D. Sornette, Earthquake death tolls, *J. Phys. I France*, 5, 1681-1688, 1995.
- Knopoff, L., T. Levshina, V.I. Keilis-Borok and C. Mattoni, Increased long-range intermediate-magnitude earthquake activity prior to strong earthquakes in California, *J. Geophys. Res.*, 101, 5779-5796, 1996.
- Kronenberg, A. K., S.H. Kirby, S.H. Aines and G.R. Rossman, Solubility and diffusional uptake of hydrogen in quartz at high water pressures; implications for hydrolytic weakening, *J. Geophys. Res.*, 91, 12723-12741, 1986.
- Kuge, K., and T. Lay, Systematic non-double-couple components of earthquake mechanisms: the role of fault zone irregularity, *J. Geophys. Res.*, 99, 15457-15467, 1994.
- Kuhlmann-Wilsdorf, D., *Phys. Rev. A*, 140, 1599, 1965.
- Lachenbruch, A.H., Frictional heating, fluid pressure and the resistance of fault motion, *J. Geophys. Res.*, 85, 6097-6112, 1980.
- Lachenbruch, A.H., and J.H. Sass, Heat flow and energetics of the San Andreas fault zone, *J. Geophys. Res.*, 85, 6185-6222, 1980.
- Lachenbruch, A.H., and J.H. Sass, The stress heat-flow paradox and thermal results from Cajon Pass, *Geophys. Res. Lett.* 15, 981-984, 1988.
- Lachenbruch, A.H., and J.H. Sass, Heat flow from Cajon Pass, fault strength and tectonic implications, *J. Geophys. Res.*, 97, 4995-5015, 1992.
- Lachenbruch, A.H., J.H. Sass, G.D. Clow and R. Weldon, Heat flow at Cajon Pass, California, revisited, *J. Geophys. Res.*, 100, 2005-2012, 1995.
- Langer, J.S., J.M. Carlson, C.R. Myers and B.E. Shaw, Slip complexity in dynamical models of earthquake faults, *Proc. Nat. Acad. Sci. USA* 93, 3825-3829, 1996.
- Li, Y.G., K. Aki, D. Adams, and A. Hasemi, Seismic guided waves in the fault zone of the Landers, California, earthquake of 1992, *J. Geophys. Res.*, 99, 11705-11722, 1994.
- Linde, A.T., M.T. Gladwin, M.J.S. Johnston, R.L. Gwyther and R.G. Bilham, A slow earthquake sequence on the San Andreas fault, *Nature*, 383, 65-68, 1996.
- Lindh, A.G., Earthquake prediction - The seismic cycle pursued, *Nature*, 348, 580-581, 1990.
- Lockner, D.A., and J.D. Byerlee, How geometrical constraints contribute to the weakness of mature faults, *Nature*, 363, 250-252, 1993.
- Lomnitz, C., Nonlinear behavior of clays in the great Mexico earthquake, *C. R. Acad. Sci. Paris II*, 305, 1239-1242, 1987.
- Lomnitz-Adler, J., Model for steady-state friction, *J. Geophys. Res.*, 96, 6121-6131, 1991.

Lonsdale, K., The geometry of chemical reactions in single crystals, in *Physics of the solid state*, S. Balakrishna, M. Krishnamurthi and B.R. Rao, eds., Academic Press, London and New York, 43-61, 1969.

Lu, Z.W., and A. Zunger, Unequal wave vectors in short-range versus long-range ordering in intermetallic compounds, *Phys. Rev. B*, 50, 6626-6636, 1994.

MacDonald, G.J.F., Orientation of anisotropic minerals in a stress field, *Geol. Soc. Am. Memoir*, 79, 1-8, 1957.

Madariaga, R., Dislocations and earthquakes, in *Les Houches, Session XXXV, 1980 – Physics of defects*, R. Balian et al., eds, North Holland Publishing Company, 1981.

Maeda, K., The use of foreshocks in probabilistic prediction along the Japan and Kuril trenches, *Bull. Seism. Soc. Am.*, 86, 242-254, 1996.

Main, I., Statistical physics, seismogenesis and seismic hazard, *Rev. Geophys.*, 34, 433-462, 1996.

Marais, S., V. Heine, C. Nex and E. Salje, Phenomena due to strain coupling in phase transitions, *Phys. Rev. Lett.*, 66, 2480-2483, 1991.

Martin, G., Transformation de phase et plasticité, *Ann. Chim. Fr.*, 6, 46-58, 1981.

Martin, G., and P. Bellon, *Solid State Physics*, 50, 189-331, Ehrenreich and Spaepen eds, Academic press, 1997.

Massonnet, D., K. Feigl, M. Rossi and F. Adragna, Radar interferometric mapping of deformation in the year after the Landers earthquake, *Nature*, 369, 227-230, 1994.

Massonnet, D., W. Thatcher and H. Vadon, Detection of postseismic fault-zone collapse following the Landers earthquake, *Nature*, 382, 612-614, 1996.

Maveyraud, C., W. Benz, G. Ouillon, A. Sornette and D. Sornette, Solid friction at high sliding velocities : an explicit 3D dynamical SPH approach, preprint 1998.

Melosh, H.J., Dynamical weakening of faults by acoustic fluidization, *Nature*, 379, 601-606, 1996.

Miltenberger, P., D. Sornette and C. Vanneste, Fault self-organization as optimal random paths selected by critical spatio-temporal dynamics of earthquakes, *Phys.Rev.Lett.* 71, 3604-3607, 1993.

Mogi, K., Some features of recent seismic activity in and near Japan 2: activity before and after great earthquakes, *Bull. Eq. Res. Inst. Tokyo Univ.*, 47, 395-417, 1969.

Moore, D.E., D.A. Lockner, R. Summers, M. Shengli et al., Strength of chrysotile-serpentine gouge under hydrothermal conditions - can it explain a weak San Andreas fault? *Geology*, 24, 1041-1044, 1996.

Mora, P and D. Place, Simulation of the frictional stick-slip instability, *Pure and Applied Geophysics*, 143, 61-87, 1994.

Mori, J., and H. Kanamori, Initial rupture of earthquakes in the 1995 Ridgecrest, California sequence, *Geophys. Res. Lett.*, 23, 2437-2440, 1996.

Morrow, C., B. Radney and J. Byerlee, Frictional strength and the effective pressure law of Montmorillonite and Illite clays, in *Fault mechanics and transport properties of rocks*, B. Evans and T.-F. Wong, eds., Academic Press, London, 69-88 1992.

Mulargia, F., and P. Gasperini, Evaluating the statistical validity beyond change of 'VAN' earthquake precursors, *Geophys. J. Int.*, 111, 32-44, 1992.

Nabarro, F. R. N., *Theory of dislocations*, Oxford Clarendon, reedited by Dover, 1967, p688-691.

NASDA-CON-960003, 1997, Abstracts of International Workshop on Seismo-Electromagnetics '97.

National Research Council; The role of fluids in crustal processes, *Studies in geophysics*, Geophysics study committed, Commission on Geosciences, Environment and Ressources, National Academic Press, Washington D.C., 1990.

Nicolas, A., and J.P. Poirier, *Crystalline plasticity and solid state flow in metamorphic rocks*, John Wiley & sons, London, 1976.

Nicolaysen, L.O., and J. Ferguson, Cryptoexplosion structures, shock deformation and siderophile concentration related to explosive venting of fluids associated with alkaline ultramafic magmas, *Tectonophysics*, 171, 303-335, 1990.

Nitsan, U., and T.J. Shankland, Optical properties and electronic structure of mantle silicates, *Geophys. J. R. Astron. Soc.*, 45, 59-87, 1976.

Nur, A., and J. Walder, Time-dependent hydraulics of the earth's crust, in *The role of fluids in crustal processes*, *Studies in geophysics*, Geophysics study committed, Commission on Geosciences, Environment and Ressources, National Research Council, National Academic Press, Washington D.C., 113-127, 1990.

Odé, H., Faulting as a velocity discontinuity in plastic deformation, *The Geological Society of America Memoir*, 79, A symposium on Rock Deformation, D. Griggs and J. Handin, eds., 293-321, 1960.

Ogawa, M., Shear instability in a viscoelastic material as the cause of deep focus earthquakes *J. Geophys. Res.*, 92, 13801-13810, 1987.

Okay, A.L., X. Shutong and A.M.C. Sengör, Coesite from the Dabie Shan eclogites, central China, *Eur. J. Mineral.*, 1, 595-598, 1989.

O'Neil, J.R., and T.C. Hanks, Geochemical evidence for water-rock interaction along the San-Andreas and Garlock faults in California, *J. Geophys. Res.* 85, 6286-6292, 1980.

Orowan, E., Mechanism of seismic faulting, *The Geological Society of America Memoir*, 79, A symposium on Rock Deformation, D. Griggs and J. Handin, eds., 293-321, 1960.

Ortlepp, W.D., Note on fault-slip motion inferred from a study of micro-cataclastic particles from an underground shear rupture, *Pure Appl. Geophys.*, 139, 677-695, 1992.

Ortlepp, W.D., *Rock Fracture and rockbursts – an illustrative study* (S.A. Inst. Min. and Metall. Johannesburg, 1997).

Ostwald, W., The formation and changes of solids, *Z.Phys. Chem. Frankfurt* 22, 289-330, 1897.

Ouillon, G., C. Castaing and D. Sornette, Hierarchical scaling of faulting, *J. Geophys. Res.* 101, 5477-5487, 1996.

Paquet, J., P. François and A. Nedelec, Effect of partial melting on rock deformation : experimental and natural evidences on rocks of granitic compositions, *Tectonophysics*, 78, 323-345, 1981.

Paterson, M.S., The determination of hydroxyl by infrared absorption in quartz, silicate glasses and similar materials, *Bull. Mineral.*, 105, 20-29, 1982.

Paterson, M.S., The interaction of water with quartz and its influence in dislocation flow - an overview, in Karato, S., and M. Toriumi, eds., *Rheology of solids and of the earth*, Oxford University Press, London, 1990.

Peacock, S.M., Blueschist-facies metamorphism, shear heating, and P-T-T paths in subduction shear zones, *J. Geophys. Res.* 97, 17693-17707, 1992.

Pearson, C.F., J. Beava, D.J. Darby, G.H. Blick and R.I. Walcott, Strain distribution accross the Australian-Pacific plate boundary in the central South Island, New Zealand, from 1992 GPS and earlier terrestrial observations, *J. Geophys. Res.* 100, 22071-22081, 1995.

Pecher, A., Experimental decrepitation and re-equilibration of fluid inclusions in synthetic quartz, *Tectonophysics*, 78, 567-583, 1981.

Persson, B.N.J., and E. Tosatti, eds., *Physics of sliding friction*, NATO ASI Series (Kluwer Academic Publishers, Dordrecht, 1996).

Pietronero L., P. Tartaglia P., Y.C. and Zhang, Theoretical studies of self-organized criticality, *Physica A* 173, 22-44, 1991.

Pinkston, J., L. Stern and S. Kirby, Hydrothermal reactions on artificial fault surfaces in dunite : fibrous mineral growth, slickensides and temperature sensitivity of reaction weakening, *Eos Trans. AGU*, 68, 405, 1987.

Pisarenko, D., and P. Mora, Velocity weakening in a dynamical model of friction, *Pure and Applied Geophysics*, 142, 447-466, 1994.

Poole, P. H., F. Sciortino, T. Grande, H. E. Stanley and C. A. Angell, Effect of hydrogen bonds on the thermodynamic behavior of liquid water, *Phys. Rev. Letters*, 73, 1632-1635, 1994.

Poole, P. H., U. Essmann, F. Sciortino, and H. E. Stanley, Phase diagram for amorphous solid water, *Phys. Rev. E*, 48, 4605-4610, 1993.

Poole, P. H., F. Sciortino, U. Essmann and H. E. Stanley, Spinodal of liquid water, *Phys. Rev. E*, 48, 3799-3817, 1993.

Poole, P. H., F. Sciortino, U. Essmann and H. E. Stanley, Is there a re-entrant spinodal in liquid water, *J. Phys. IV France*, 3, 171-182, 1993.

Poole, P. H., F. Sciortino, U. Essmann and H. E. Stanley, Phase behaviour of metastable water, *Nature*, 360, 324-328, 1992.

Post, R.L. Jr, High-temperature creep of Mt. Burnet Dunite, *Tectonophysics*, 42, 75-110, 1977.

Purton, J., R. Jones, M. Heggie, S. Öberg, and C.R.A. Catlow, LDF pseudopotential calculations of the α -quartz structure and hydrogarnet defect, *Phys. Chem. Minerals*, 18, 389-392, 1992.

Raleigh, C.B., K. Sieh, L.R. Sykes and D.L. Anderson, Forecasting Southern California Earthquakes, *Science*, 217, 1097-1104, 1982.

Ranalli, G., *Rheology of the earth*, Allen & Unwin, Boston, 1987.

Rao, M., and S. Sengupta, Droplet fluctuations in the morphology and kinetics of martensites, *Phys. Rev. Lett.*, 78, 2168-2171, 1997.

Renard, F., P. Ortoleva and J.P. Gratier, Pressure solution in sandstones: influence of clays and dependence on temperature and stress, *Tectonophysics*, 280, 257-266, 1997.

Renard, F., J.P. Gratier, P. Ortoleva, E. Brosse, et al., Self-organization during reactive fluid flow in a porous medium, *Geophys. Res. Lett.*, 25, 385-388, 1998.

Rice, J.R., Fault stress states, pore pressure distributions and the weakness of the San Andreas fault, in *Fault mechanics and transport properties in rocks (the Brace volume)*, ed. Evans, B., and T.-F. Wong, Academic, London, 475-503, 1992.

Rice, J.R., Spatio-temporal complexity of slip on a fault, *J.Geophys.Res.* 98, 9885-9907, 1993.

Robert, F., A.-M. Boullier and K. Firdaous, Gold-quartz veins in metamorphic terranes and their bearing on the role of fluids in faulting, *J. Geophys. Res.*, 100, 12861-12879, 1995.

Rubie, D.C., Reaction-enhanced ductility : the role of solid-solid univariant reactions in deformation of the crust and mantle, *Tectonophysics*, 96, 331-352, 1983.

Ruina, A., Slip instability and state variable friction laws, *J. Geophys. Res.*, 88, 10359-10370, 1983.

Rundle, J.B., and W. Klein, New ideas about the physics of earthquakes, *Review of Geophysics* 33, 283-286, 1995.

- Russo, P., R. Chirone, L. Massimilla and S. Russo, The influence of the frequency of acoustic waves on sound-assisted fluidization of beds of fine particles, *Powder Technology*, 82, 219-230, 1995.
- Rydelek, P.A., I.S. Sacks and R. Scarpa, On tidal triggering of earthquakes at Campi Flegrei, Italy, *Geophys. J. Int.*, 109, 125-137, 1992.
- Saleur, H., C.G. Sammis and D. Sornette, Discrete scale invariance, complex fractal dimensions and log-periodic corrections in earthquakes, *J. Geophys. Res.*, 101, 17661-17677, 1996.
- Salje, E. K. H., Phase transitions in ferroelastic and co-elastic crystals: an introduction for mineralogists, material scientists, and physicists, Cambridge, England; New York: Cambridge University Press, 1990.
- Salje, E. K. H., Strain-related transformation twinning in minerals, *Neues Jahrbuch für Mineralogie-Abhandlungen*, 163, 43-86, 1991.
- Salje, E. K. H., Application of Landau theory for the analysis of phase transitions in minerals, *Phys. Rep.*, 215, 49-99, 1992.
- Sass, J.H., A.H. Lachenbruch, T.H. Moses and P. Morgan, Heat flow from a scientific research well at Cajon Pass, California, *J. Geophys. Res.*, 97, 5017-5030, 1992.
- Schallamach, A., How does rubber slide? *Wear* 17, 301-312, 1971.
- Scholz, C.H., Shear heating and the state of stress on faults, *J. Geophys. Res.* 85, 6174-6184, 1980.
- Scholz, C.H., The mechanics of earthquakes and faulting, Cambridge University Press, Cambridge, 1990.
- Scholz C.H., Earthquakes and Faulting: self-organized critical phenomena with characteristic dimension.; in Triste and D. Sherrington (eds), Spontaneous formation of space-time structures and criticality, Kluwer Academic Publishers, Netherlands, 41-56, 1991.
- Scholz, C.H., Paradigms or small change in earthquake mechanics, in Fault mechanics and transport properties in rocks (the Brace volume), ed. Evans, B., and T.-F. Wong, Academic, London, 505-517, 1992a.
- Scholz, C.H., Weakness amidst strength, *Nature*, 359, 677-678, 1992b.
- Scholz, C.H., Whatever happened to earthquake prediction? *Geotimes*, 42, 16-19, 1997.
- Scholz, C.H., Earthquakes and friction laws, *Nature*, 391, N6662, 37-42, 1998.
- Scholz, C.H., C.A. Aviles and S.G. Wesnousky, Scaling differences between large interplate and intraplate earthquakes, *Bull. Seism. Soc. Am.* 76, 65-70, 1986.
- Schmittbuhl, J., J.P. Vilotte and S. Roux, Dynamic friction of self-affine surfaces, *J. Phys. II France*, 4, 225-237, 1994.
- Schmittbuhl, J., J.P. Vilotte and S. Roux, Velocity weakening friction – A renormalization approach, *J. Geophys. Res.*, 101, 13911-13917, 1996.
- Sciortino, F., P. H. Poole, H. E. Stanley and S. Havlin, Lifetime of the bond network and gel-like anomalies in supercooled water, *Phys. Rev. Lett.* 64, 1686-1689, 1990.
- Scott, D., Seismicity and stress rotation in a granular model of the brittle crust, *Nature*, 381, 592-595, 1996.
- Scott, D.R., C.J. Marone and C.G. Sammis, The apparent friction of granular fault gouge in sheared layers, *J. Geophys. Res.*, 99, 7231-7246, 1994.
- Segall, P., and J.R. Rice, Dilatancy, compaction and slip instability of a fluid-infiltrated fault, *J. Geophys. Res.*, 100, 22155-22171, 1995.
- Shaw, B.E., Generalized Omori law for aftershocks and foreshocks from a simple dynamics, *Geophys. Res. Lett.*, 20, 907-910, 1993.
- Shaw, B.E., Complexity in a spatially uniform continuum fault model, *Geophys. Res. Lett.*, 21, 1983-1986, 1994.
- Shaw, B.E., Frictional weakening and slip complexity in earthquake faults, *J. Geophys. Res.*, 102, 18239-18251, 1995.
- Shaw, B.E., Model quakes in the two-dimensional wave equation, *J. Geophys. Res.*, 100, 27367-27377, 1997.
- Shen, Z.-K., D.D. Jackson, Y. Feng, M. Cline, M. Kim, P. Fang and Y. Bock, Postseismic deformation following the Landers earthquake, California, 28 June 1992, *Bull. Seism. Soc. Am.*, 84, 780-791, 1994.
- Shen, Z.-K., D.D. Jackson and B.X. Ge, Crustal deformation across and beyond the Los Angeles basin from geodetic measurements, *J. Geophys. Res.*, 101, 27957-27980, 1996.
- Shnirman, M.G., and E.M. Blanter, Self-organized criticality in a mixed hierarchical system, preprint 1998.
- Sibson, R.H., Interactions between temperature and pore fluid pressure during earthquake faulting and a mechanism for partial or total stress relief, *Nature*, 243, 66-68, 1973.
- Sibson, R.H., Power dissipation and stress levels on faults in the upper crust, *J. Geophys. Res.* 85, 6239-6247, 1980.
- Sibson, R.H., Fluid flow accompanying faulting: field evidence and models, in Earthquake prediction, an international review, Amer. Geophys. Union, D.W. Simpson and P.G. Richards, eds., *Maurice Ewing Ser.*, 4, 593-603, 1982.
- Sibson, R.H., An assessment of field evidence for 'Byerlee' friction, *Pure Appl. Geophys.*, 142, 645-662, 1994.

Sibson, R.H., J. McM. Moore and A.H. Rankin, Seismic pumping - a hydrothermal fluid transport mechanism, *J. Geol. Soc. Lond.*, *131*, 652-659, 1975.

Silver, P.G., S.L. Susan, T.C. Wallace, C. Meade, S.C. Myers, D.E. James and R. Kuehnel, Rupture characteristics of the deep Bolivian earthquake of 9 June 1994 and the mechanism of deep-focus earthquakes, *Science*, *268*, 69-73, 1995.

Sleep, N.H., and M.L. Blanpied, Creep, compaction and the weak rheology of major faults, *Nature*, *359*, 687-692, 1992.

Smirnov, M.B., and A.P. Mirgorodsky, Lattice dynamical study of the $\alpha - \beta$ phase transition of quartz : soft-mode behavior and elastic anomalies, *Phys. Rev. Lett.*, *78*, 2413-2416, 1997.

Smith, D.C., and M.A. Lappin, Coesite in the Straumen kyanite-eclogite pod, Norway, *Terra Research*, *1*, 47-56, 1989.

Smith, D.L., and B. Evans, Diffusional crack healing in quartz, *J. Geophys. Res.*, *89*, 4125-4135, 1984.

Snay, R.A., M.W. Cline, C.R. Philipp, D.D. Jackson et al., Crustal velocity field near the big bend of California San Andreas fault, *J. Geophys. Res.*, *101*, 3173-3185, 1996.

Snieder, R. and T. van Eck, Earthquake prediction: a political problem? *Geologische Rundschau*, *86*, 446-463, 1997.

Sokoloff, J.B., Theory of dynamical friction between idealized sliding surfaces, *Surf. Sci.*, *144*, 267-272, 1984.

Sornette D., Self-organized criticality in plate tectonics, in the proceedings of the NATO ASI "Spontaneous formation of space-time structures and criticality", Geilo, Norway 2-12 april 1991, edited by T. Riste and D. Sherrington, Kluwer Academic Press, p.57-106, 1991.

Sornette, A., and Sornette D., Self-Organized criticality and earthquakes, *Europhys. Lett.* *9*, 197-202, 1989.

Sornette, A., P. Davy and D. Sornette, Growth of fractal fault patterns, *Phys. Rev. Lett.* *65*, 2266-2269, 1990.

Sornette, D., Davy P. and Sornette A., Structuration of the lithosphere in plate tectonics as a Self-Organized Critical phenomena. *J. Geophys. Res.* *95*, 17353-17361, 1990.

Sornette, D., C. Vanneste and L. Knopoff, Statistical model of earthquake foreshocks, *Phys. Rev. A*, *45*, 8351-8357, 1992.

Sornette, D., P. Miltenberger and C. Vanneste, Statistical physics of fault patterns self-organized by repeated earthquakes, *Pure Appl. Geophys.* *142*, 491-527, 1994a.

Sornette, A., D. Sornette and P. Evesque, Frustration and disorder in granular media and tectonic blocks : implications for earthquake complexity, *Nonlinear Processes in Geophysics* *1*, 209-218, 1994b.

Sornette, D., and C.G. Sammis, Complex critical exponents from renormalization group theory of earthquakes : Implications for earthquake predictions, *J. Phys. I France*, *5*, 607-619, 1995.

Sornette, D., P. Miltenberger and C. Vanneste, Statistical physics of fault patterns self-organized by repeated earthquakes : synchronization versus self-organized criticality, in Recent Progresses in Statistical Mechanics and Quantum Field Theory, Proceedings of the conference Statistical Mechanics and Quantum Field Theory, eds. P. Bouwknecht, P. Fendley, J. Minahan, D. Nemeschansky, K. Pilch, H. Saleur and N. Warner, World Scientific, Singapore, 1995, pp .313-332.

Sornette, D., and C. Vanneste, Fault self-organization by repeated earthquakes in a quasi-static antiplane crack model *Nonlinear Processes in Geophysics* *3*, 1-12, 1996.

Stel, H., Crustal growth in cataclasites : diagnostic microstructures and implications, *Tectonophysics*, *78*, 585-600, 1981.

Streit, J.E., Low frictional strength of upper crustal faults: A model, *J. Geophys. Res.*, *102*, 24619-24626, 1997.

Sturtevant, B., H. Kanamori and E.E. Brodsky, Seismic triggering by rectified diffusion in geothermal systems, *J. Geophys. Res.* *101*, 25269-25282, 1996.

Sykes, L.R., and S. Jaumé, Seismic activity on neighbouring faults as a long-term precursor to large earthquakes in the San Francisco Bay Area, *Nature*, *348*, 595-599, 1990.

Tanguy, A., and P. Nozières, First-order bifurcation landscape in a 2D geometry - The example of solid friction, *J. Phys. I (France)* *6*, 1251-1270, 1996.

Tanguy, A and S. Roux, Memory effects in friction over correlated surfaces, *Phys. Rev. E*, *55*, 2166-2173, 1997.

Thiel, M., A. Willibald, P. Evers, A. Levchenko, P. Leiderer and S. Balibar, Stress-induced melting and surface instability of ^4He crystals, *Europhys. Lett.*, *20*, 707-713, 1992.

Thurber, C., S. Roecker, W. Ellsworth, Y. Chen, W. Lutter and R. Sessions, Two-dimensional seismic image of the San Andreas fault in the northern Gabilan range, central California : evidence for fluids in the fault zone, *Geophys. Res. Lett.* *24*, 1591-1594, 1997.

Tsunogai, U., and Wakita H., Precursory chemical changes in ground water - Kobe earthquake, Japan, *Science*, *269*, 61-63, 1995.

Tsunogai, U., and Wakita H., Anomalous changes in groundwater chemistry - Possible precursors of the 1995 Hyogo-ken Nanbu earthquake, Japan, *J. Phys. Earth*, *44*, 381-390, 1996.

Tsuruoka, H., M. Ohtake and H. Sato, Statistical test of the tidal triggering of earthquakes: contribution of the ocean tide loading effect, *Geophys. J. Int.*, **122**, 183-194, 1995.

Tsutsumi, A., and T. Shimamoto, Frictional properties of monzodiorite and gabbro during seismogenic fault motion, *J. Geol. Soc. Japan*, **102**, 240-248, 1996.

Tsutsumi, A., and T. Shimamoto, High-velocity frictional properties of gabbro, *Geophys. Res. Lett.*, **24**, 699-702, 1997.

Tullis, J.A., Preferred orientation in experimentally deformed quartzites, *Ph.D. Thesis, Univ. California, Los Angeles*, 344 pp, 1971.

Tullis, J., J.M. Christie and D.T. Griggs, Microstructures and preferred orientations of experimentally deformed quartzites, *Geol. Soc. Am. Bull.*, **84**, 297-314, 1973.

Turcotte, D.L., and G. Schubert, Geodynamics, applications of continuum physics to geological problems, John Wiley and Sons, New York, 1982.

Turner, J.A. and R.L. Weaver, Diffuse energy propagation on heterogeneous plates - Structural acoustics radiative transfer theory, *J. Acoust. Soc. Am.*, **100**, 3686-3695, 1996.

Van Albada, M.P., B.A. Van Tiggelen, A. Lagendijk and A. Tip, Speed of propagation of classical waves in strongly scattering media, *Phys. Rev. Lett.*, **66**, 3132-3135, 1991.

Van Tiggelen, B.A., and A. Lagendijk, Rigorous treatment of the speed of diffusing classical waves, *Europhys. Lett.*, **23**, 311-316, 1993.

Varotsos, P., and M. Lazaridou, Latest aspects of earthquake prediction in Greece based on seismic electric signals, *Tectonophysics*, **188**, 321-347, 1991.

Vernon, R.H., Optical microstructure of partly recrystallized calcite in some naturally deformed marbles, *Tectonophysics*, **78**, 601-612, 1981.

Vidale, J.E., D.C. Agnew, M.J.S. Johnston and D.H. Oppenheimer, Absence of earthquake correlation with earth tides; an indication of high preseismic fault stress rate, *J. Geophys. Res.* in press, 1998.

Volmer, A., and T. Nattermann, Towards a statistical theory of solid dry friction <http://xxx.lanl.gov/cond-mat/9612206>

Walcott R.I. et al., Geodetic strains and large earthquakes in the axial tectonic belt of North Island, New Zealand, *J. Geophys. Res.* **83**, 4419-4429, 1978.

Walcott R.I. et al., Strain measurements and tectonics of New Zealand, *Tectonophysics*, **52**, 479, 1979.

Walmann, T., A. Malthe-Sørensen, J. Feder, T. Jossang, P. Meakin and H.H. Hardy, Scaling relations for the lengths and widths of fractures, *Phys. Rev. Lett.*, **77**, 5393-5396, 1996.

Walther, J.V., Fluid dynamics during progressive regional metamorphism, in The role of fluids in crustal processes, Studies in geophysics, Geophysics study committee, Commission on Geosciences, Environment and Resources, National Research Council, National Academic Press, Washington D.C., 64-71, 1990.

Wang, X., and J.G. Liou, Coesite-bearing eclogite from the Dabie mountains in central China, *Geology*, **17**, 1085-1088, 1989.

Wallace, R.E., ed., U.S. Geological Survey, Professional Paper 1515, "The San Andreas Fault System, California", published by United States Government Printing Office, Washington in 1990 and 1991 (the Books and Open File Reports Section, U.S. Geological Survey, Federal Center, Box 25425, Denver, CO, 80255).

Weber, K., Kinematic and metamorphic aspects of cleavage formation in very low-grade metamorphic slates, *Tectonophysics*, **78**, 291-306, 1981.

Westwood, A.R.C., J.S. Ahearn and J.J. Mills, Developments in the theory and applications of chemomechanical effects, *Colloids and Surfaces*, **2**, 1-35, 1981.

Westwood, A.R.C., and J.S. Ahearn, Adsorption-sensitive flow and fracture of solids, in *Physical chemistry of the solid state: applications to metals and their compounds*, ed. F. Lacombe (Elsevier Science Publishers B.V., Amsterdam), 65-85, 1984.

Wintsch, R.P., R. Christoffersen and A.K. Kronenberg, Fluid-rock reaction weakening of fault zones, *J. Geophys. Res.*, **100**, 13021-13032, 1995.

Wolverton, C., and A. Zunger, *Ni-Au*: testing ground for theories of phase stability, cond-mat/9701203, preprint 1997.

Wyss, M., ed., Evaluation of proposed earthquake precursors, American Geophysical Union, Washington, DC, 1991.

Wyss, M., Second round of evaluations of proposed earthquake precursors, *Pure Appl. Geophys.* **149**, 3-16, 1997.

Wyss, M., R.L. Aceves and S.K. Park; Geller, R.J., D.D. Jackson, Y.Y. Kagan and P. Mulargia, Cannot earthquakes be predicted? *Science*, **278**, 487-490, 1997.

Xu, H.-J., and L. Knopoff, Periodicity and chaos in a one-dimensional dynamical model of earthquakes, *Phys. Rev. E*, **50**, 3577-3581, 1994.

Zhang Y.-C., Scaling Theory of Self-organized Criticality, *Phys. Rev. Lett.* **63**, 470-473, 1989.

Zhao, D.P., and H. Kanamori, The 1994 Northridge earthquake - 3-D crustal structure in the rupture zone and its relation to the aftershock locations and mechanism, *Geophys. Res. Lett.*, **22**, 763-766, 1995.

Zhao, X.-Z., R. Roy, K.A. Cherlan and A. Badzian, Hydrothermal growth of diamond in metal- $C-H_2O$ systems, *Nature*, 385, 513-515, 1997.

Zoback, M.L., 1st-order and 2nd-order patterns of stress in the lithosphere - The world stress map project, *J. Geophys. Res.* 97, 11703-11728, 1992a.

Zoback, M.L., Stress field constraints on intraplate seismicity in Eastern North-America, *J. Geophys. Res.* 97, 11761-11782, 1992b.

Zoback, M.L., V. Zoback, J. Mount, J. Eaton, J. Healy et al., New evidence on the state of stress of the San Andreas fault zone, *Science*, 238, 1105-1111, 1987.

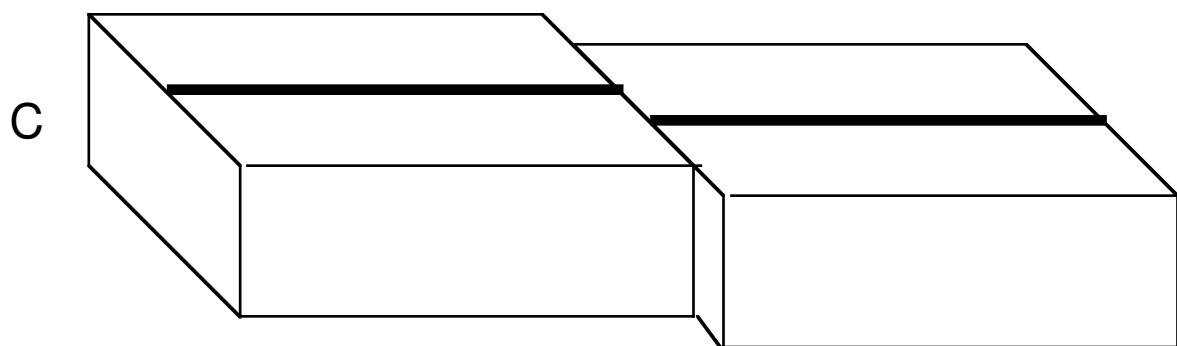
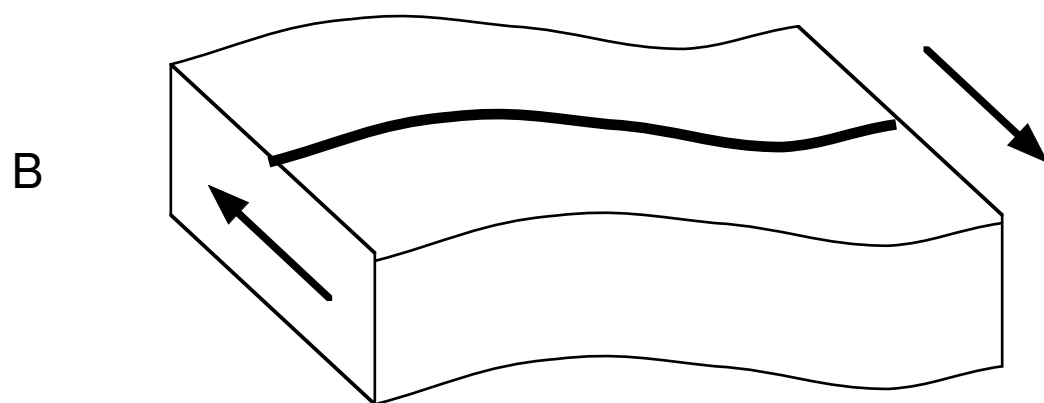
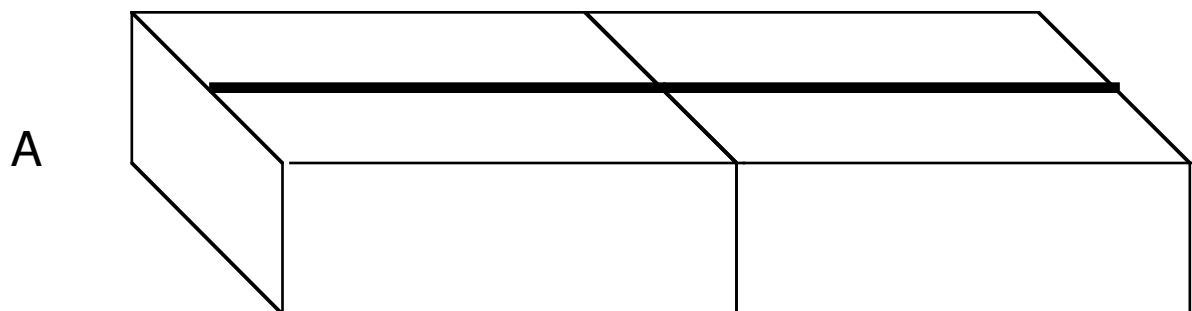


Figure 1