

# Shear Banding of Complex Fluids in Inhomogeneous Flow Conditions

P. D. Olmsted<sup>1\*</sup>, C.-Y. D. Lu<sup>3</sup>, G. B. Bishko<sup>1</sup>, O. G. Harlen<sup>2</sup>, and  
T. C. B. McLeish<sup>1</sup>, <sup>1</sup>IRC in Polymer Science and Technology, <sup>1</sup>Department of  
Physics and Astronomy, and <sup>2</sup>Department of Applied Mathematics,  
University of Leeds, Leeds, LS2 9JT, UK ; <sup>3</sup>Department of Physics,  
National Central University, Chung-li, Taiwan 320, Republic of China

Many local models for non-Newtonian fluids predict shear banding under controlled strain rate conditions, at an unspecified stress within a continuous range. We study this stress degeneracy for banded flows whose boundary conditions prescribe inhomogeneous strain rates everywhere (*e.g.* curved boundaries or pressure-driven flows). Using a simple graphical analysis, we construct a continuous family of steady banded solutions, and conduct numerical experiments in Couette and planar pressure-driven flows that demonstrate a clear dependence of the final steady state on the flow history. Finally, we review recent proposals to remove this theoretical degeneracy.

## I. INTRODUCTION

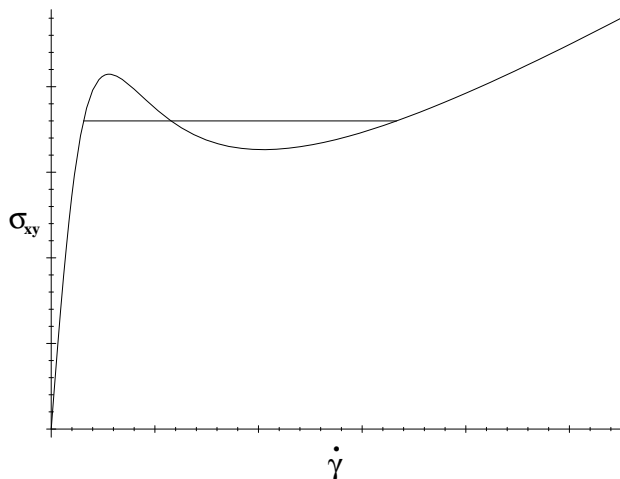


FIG. 1. Local constitutive relation  $\sigma_{xy}(\dot{\gamma})$  for the Johnson-Segalman model (Eq. 2) with  $|A| < 1$ . The horizontal line shows a possible stress for banded flow, with bands flowing at strain rates on the low and high strain rate branches. The negative slope portion of the curve represents mechanically unstable single-phase flows.

Shear banding was proposed long ago [1,2] to resolve the apparent instability in models for non-Newtonian fluids in which the constitutive relation between shear stress and strain rate is non-monotonic. There are many kinds of non-monotonic behaviour [3,4], and in this note we focus on systems with multiple strain rates for a given stress, as in Fig. 1. Constitutive curves of this character are found in the phenomenological Johnson-Segalman (JS) model [5] for polymer melts and solutions, the microscopic reptation models for polymers (Doi-Edwards model) [6] and for wormlike micelles [7] (both augmented with a stabilizing high shear-rate branch), and other re-

cent models [8] for branched polymers. Here  $\sigma_{xy}$  is the shear component of the fluid stress tensor,  $x$  is the coordinate in the flow direction, and  $y$  is in the gradient direction. For applied strain rates on the unstable part of the constitutive curve (of negative slope  $\partial\sigma_{xy}/\partial\dot{\gamma} < 0$ ), the fluid can separate into bands with different strain rates on the stable branches (with  $\partial\sigma_{xy}/\partial\dot{\gamma} > 0$ ), but with a stress that lies somewhere within a range of stresses. This apparent degeneracy has engendered much discussion. Experiments on real fluids (*e.g.* wormlike micellar solutions) indicate that some systems do shear-band, and do so at a well-defined stress that is independent of flow history [9–12].

Most experiments are performed under conditions which impose inhomogeneous strain rates everywhere. For example, in pressure-driven Newtonian (Poiseuille) pipe flow the strain rate varies linearly with distance from the center of the pipe, and Couette and cone-and-plate geometries also impose inhomogeneous flows everywhere. However, most theories have studied planar shear flow, which in steady state imposes homogeneous strain rates. There has been very little theoretical work addressing shear banding in inhomogeneous flow conditions [2,13]. McLeish studied the stability of shear bands in a modified local Doi-Edwards fluid in pipe flow, and found that normal stress effects should affect the stability of banded flows [2]. Recently, Greco and Ball [13] studied shear banding in start-up flows of the JS model, and found that the curved geometry of Couette flow produces a simple well-controlled banded flow, in contrast planar flow.

In this paper, with [13] as motivation, we study the degeneracy of banded solutions to two models for non-Newtonian fluids in Couette and pressure-driven flows, to gain an understanding of why inhomogeneous flow conditions can give apparently better behaved startup flows. We find that inhomogeneous flow conditions possess a continuum of banded steady state solutions, so the solution space is the same size as that for homogeneous

\*p.d.olmsted@leeds.ac.uk, dlu@joule.phy.ncu.edu.tw, oliver@amsta.leeds.ac.uk, t.c.b.mcleish@leeds.ac.uk

flows. To see whether different initial flows will evolve into a unique steady state, we then perform numerical start-up experiments as in [13]. We find that the final steady states depend sensitively on flow history. Hence, although Couette flow generates a single well-controlled band for a given start up flow history, a curved geometry does not select a unique banded stress.

The outline of this work is as follows. In section II we discuss banding of local constitutive models in simple planar shear [14,15], where numerical experiments in one space and one time dimension (1+1D) give uncontrolled results. In Section III we first examine the effect of curvature on steady state solutions of the JS model in Couette shear flow. Then we reproduce the numerical start up calculations of [13] and verify that the steady states depend on history. In Section IV we study the history dependence of a molecular model for a polymer with two branch points (a “pom-pom”) [8,16]. In planar pressure-driven (Poiseuille geometry) flow, we find a clear dependence on flow history. Finally, in Section V we describe some theoretical attempts to resolve the apparent degeneracy, and conclude that expanding the equations of motion to include non-local contributions can yield a uniquely selected stress.

In this work we use the terms “history dependence” and “steady state”. Experimentally, these terms are subjective, for steady state means only as long as one is prepared to wait. Complex fluid systems can take extremely long times to undergo flow-induced transitions [9,11]. Nonetheless, by “steady state” we mean that the stress has stabilized after an imposed change in strain rate and remains constant for many (10 – 100) characteristic relaxation times. In this context, “history dependence” means a dependence on the initial conditions or the sequence of steady-state strain rates. Although there are fascinating new results on controlled stress experiments [12,17], in this work we focus exclusively on controlled strain rate studies.

## II. LOCAL MODELS IN PLANAR SHEAR FLOW

In planar shear flow, generated by moving two flat plates relative to each other with velocity  $v$ , the steady state condition is  $\nabla \cdot \boldsymbol{\sigma} = 0$ , or  $\sigma_{xy} = \text{constant}$ . If an applied strain rate  $\dot{\gamma} = \partial v_x / \partial y$  is maintained in the unstable region of Fig. 1, the system can avoid the instability by breaking into bands of fluid flowing at strain rates on the high and low stable branches of the constitutive relation, all at the same stress. The amount of material in the two kinds of bands is determined by the applied strain rate, but the stress can lie anywhere in the region of the flow curve with multiple strain rates for a given stress. For local constitutive relations any calculation gives zero width interfaces between bands, and there is no constraint on the number or configuration of these bands.

There have been several calculations of start-up experiments of model fluids with non-monotonic local constitutive relations in planar shear flow. Spenley *et al.* [15] studied models for wormlike micelles. In 1+1D calculations shear bands had to be introduced *via* noise: in the absence of noise the calculation gave an unphysical steady state on the unstable portion of the flow curve. The number and spatial distribution of bands was random and the width of the bands was of order the mesh size. Although they did some exploratory tests of the dynamics under slowly increasing strain rate, they did not examine the history dependence or sensitivity to initial conditions of the steady states.

2+1D calculations yielded steady state banded flows with a single macroscopic interface, whose width (10’s of mesh spacings) depended on imposed strain rates [15]. Similarly, Español *et al.* found a single broad interface in a 2+1D study of the JS model in planar shear flow. The existence of a broad interface is remarkable and rather puzzling, since the dynamics of both studies had no explicit dependence on spatial gradients [14] and hence no characteristic length scales other than the mesh and system sizes. More seriously, if the flow is still unidirectional, the steady state force equation  $\nabla \cdot \boldsymbol{\sigma} = 0$  appears to be violated within the broad interface. It is possible that the numerics had implicit gradient terms due to the numerical algorithm, which then broadened the interface between shear bands.

None of these calculations tested the dependence of the selected stress on flow history. We argued above that local equations of motion in planar shear flow cannot determine a unique banding stress. A more rigorous stability analysis of the (local) JS model by Renardy [18] proved that, for a given applied averaged shear rate, an interface separating low and high strain rate domains may be placed anywhere in the system.

## III. JOHNSON-SEGALMAN MODEL IN COUETTE FLOW

### A. Steady State Solutions

Greco and Ball [13] performed a start-up calculation on the local JS model in Couette flow and found, unlike the 1+1D planar simulation [15], a steady state with two shear bands and a single zero width interface between bands. Hence, the curved geometry appears to generate better-controlled bands. The authors argued that their solution was consistent with an equal area construction, and suggested a variational principle. To understand their results we calculate the steady state banded solutions to this model, for which we refer the reader to [13] for more detail.

We assume a flow field  $\mathbf{v} = (0, v_\theta, 0)$  between concentric cylinders of radii  $R_1 < R_2$ , in cylindrical coordinates  $\{r, \theta, z\}$ . Momentum balance for steady non-

inertial flows,  $\nabla \cdot \boldsymbol{\sigma} = 0$ , yields [13] a uniform torque per unit length  $\Gamma(r, \dot{\gamma})$ :

$$r^2 \sigma_{r\theta} \equiv \Gamma(r, \dot{\gamma}) = \text{constant}, \quad (1)$$

The local steady state constitutive relation for the JS model, which holds in any geometry, is [13]

$$\sigma_{r\theta} = \Sigma + \eta \dot{\gamma} \quad (2a)$$

$$\Sigma + \tau \dot{\gamma} N = \mu \dot{\gamma} \quad (2b)$$

$$N = (1 - A^2) \tau \dot{\gamma} \Sigma, \quad (2c)$$

where  $\eta$  and  $\mu$  are “solvent” and “polymer” viscosities,  $\Sigma$  is the polymer shear stress,  $N$  is a combination of the polymer normal stresses,  $\tau$  is a relaxation time, and the local strain rate is

$$\dot{\gamma}(r) \equiv r \frac{\partial}{\partial r} \left( \frac{v_\theta}{r} \right) \quad (3)$$

For  $|A| < 1$  the flow curve is non-monotonic.

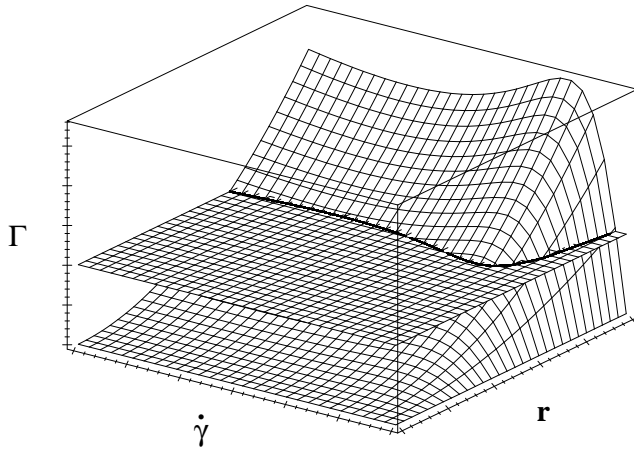


FIG. 2. The curved surface shows the torque  $\Gamma(r, \dot{\gamma})$  as a function of strain-rate  $\dot{\gamma}$  and radius  $r$  for the Johnson-Segalman model in Couette flow. The plane is at a specified torque.

Eliminating the normal stress yields

$$\hat{\Gamma}(r, \dot{\gamma}) \equiv r^2 \dot{\gamma} \left( \varepsilon + \frac{1}{1 + \dot{\gamma}^2} \right) = \text{constant}, \quad (4)$$

where  $\varepsilon = \eta/\mu$ ,  $\hat{\gamma} = \dot{\gamma}\tau(1 - A^2)^{1/2}$ , and we have absorbed several constants into the torque  $\hat{\Gamma}$ . Eq. (4) defines the locus of steady states parametrized by torque, radial position, and local strain rate, and shown as the surface in Fig. 2. Imposing the uniform torque condition (the intersection of the surface  $\Gamma(r, \dot{\gamma})$  with a plane) yields a local relation between strain-rate and radius  $\dot{\gamma}(r)$ , shown in Fig. 3. The local relations, Eqs. (2), still hold.

A steady state banded flow profile traces a trajectory  $\dot{\gamma}(r)$  with a vertical jump, as in the two examples in Fig. 3. Note that there is no restriction to have only

one interface in the system. Solutions which traverse between high and low strain rate branches are possible steady states. In the two solutions shown, the flows have a high shear phase from  $r = R_1$  to the band position (a vertical line in Fig. 3), and a low shear phase from the band position to  $r = R_2$ . If we fix the outer cylinder, then the velocity of the inner cylinder (gap velocity)  $\Delta V$  is given by

$$\frac{\Delta V}{R_1} = \int_{R_2}^{R_1} \frac{\dot{\gamma}(r)}{r} dr, \quad (5)$$

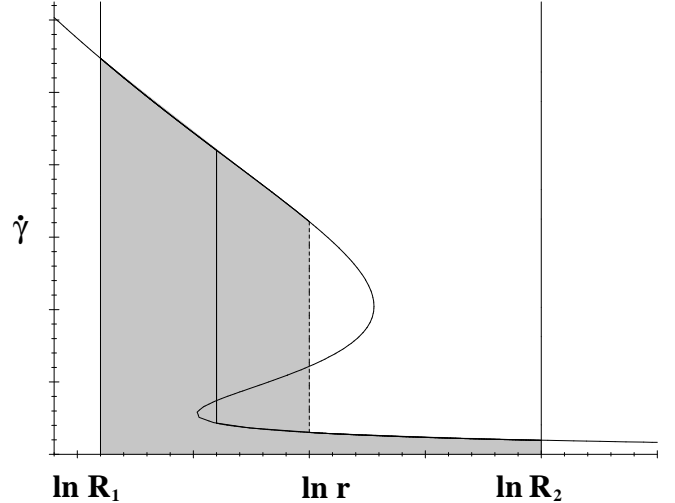


FIG. 3. Strain-rate  $\dot{\gamma}$  as a function of radius  $r$  for a given applied torque for the Johnson-Segalman model in Couette flow, obtained from the intersection of the plane and curved surfaces in Fig. 2, according to Eq. (4). The vertical lines indicate the position of, for example, inner and outer Couette cylinders. Two banded solutions are indicated by vertical solid and dashed lines crossing the double-valued region at different radii. The area of the shaded region is the velocity difference  $\Delta V$  between the cylinders for the dashed banded solution.

Given a solution, *e.g.* the dashed line in Fig. 3, the shaded area corresponds to the quantity  $\Delta V/R_1$ . By placing the interface at different positions, we can generate a continuum of solutions with different gap velocities for a given torque. Conversely, it is easy to find a continuum of torques for a given gap velocity. Consider the solution shaded in Fig. 3. Imagine perturbing the applied torque to generate a slightly different curve  $\dot{\gamma}(r)$ , while keeping the interface between the bands at the same position (at  $r$  specified by the vertical dashed line). The area under the new  $\dot{\gamma}(r)$  curve, and hence the gap velocity, will be slightly perturbed. To recover the original gap velocity we can adjust the position of the interface slightly. Also, it is not necessary to have a single interface in the system. Solutions which traverse between high and low strain rate branches an odd number of times are possible steady states. Hence, as far as the steady state solutions are concerned, the curved Couette geometry does

not distinguish a particular torque for an imposed gap velocity.

The above analysis shows that the steady state condition does not select a unique stress (torque) in a Couette geometry. In principle, a universal steady state might still exist if all the initial conditions or start-up flow histories evolved to the same steady state configuration. To check this we next simulate flows prepared by different start-up histories.

## B. History Dependence

The dynamics of Couette flow reduce, assuming azimuthal symmetry, to a 1+1D set of coupled equations of motion for the shear and normal stresses. The system may be discretized radially with the shear rates at different radii coupled by the constraint that the total flow maintain the applied gap velocity  $\Delta V$ . The only parameters in the problem are  $\varepsilon$  and the ratio of the cylinder radii,  $R_2/R_1$ . We use the same values as [13]:  $\varepsilon = 0.05$  and  $R_2/R_1 = 1.1$ .

Fig. 4 shows the steady state flow profiles for several flow histories. In all cases the system was started from

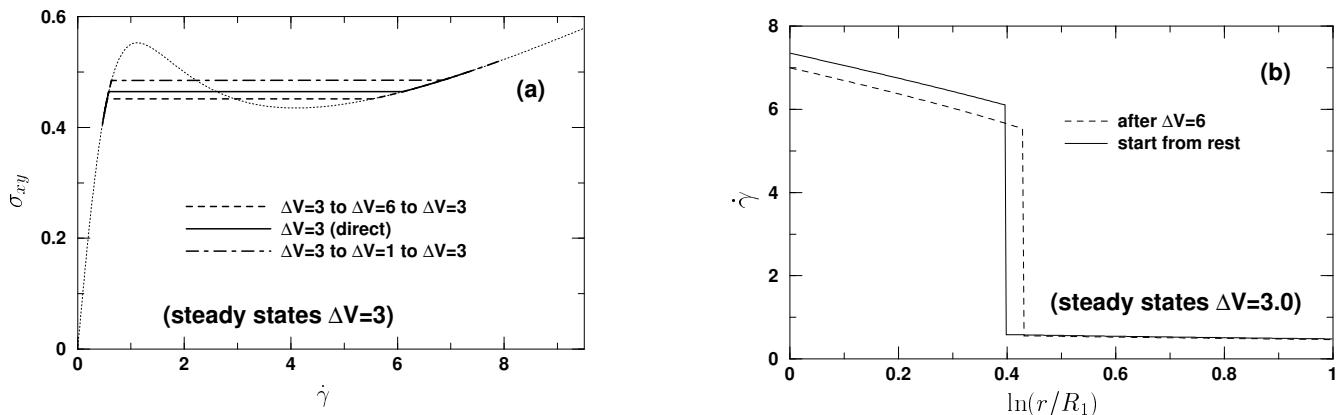


FIG. 4. (a) Banded steady state solutions to the JS model [13] for gap velocities  $\Delta V = 3$  and different flow histories. Paths taken along the underlying constitutive curve indicate the local constitutive relation as a function of position according to Eq. (4), and plotted in (b). The horizontal (a) and vertical (b) lines denote the strain rate discontinuity at the interface between the low and high  $\dot{\gamma}$  regions. We use  $\varepsilon = 0.05$  and  $R_2/R_1 = 1.1$  and a discretization of 400 points, and begin from rest with zero stress everywhere. Three experiments are shown. The system was initially started-up and brought to steady state at  $\Delta V = 3$  (solid line). Broken lines show steady state profiles for  $\Delta V = 3$ , where the system was first brought to steady state at  $\Delta V = 3$ , and then to steady state at  $\Delta V = 1$  or  $\Delta V = 6$ , before returning to  $\Delta V = 1$ .

## IV. POM-POM MODEL IN PLANAR PRESSURE-DRIVEN FLOW

Finally we study a recently derived model for branched polymer melts, the pom-pom model [16,8], in pressure-driven flow between parallel plates separated by a distance  $2Y$ . Molecular (tube model) arguments lead to a factorization of the stress tensor into a scalar magnitude and tensor of unit trace. These bear the interpretations of a locally-averaged molecular stretch and orientation,

rest with zero stress everywhere, as in [13]. We find that the steady state banded configuration depends the flow history. The horizontal lines in Fig. 4a indicate the *banding stress* at which  $\dot{\gamma}$  jumps discontinuously. Different histories yield different banding stresses, torques, and interfacial positions. The steady state flow profiles for  $\Delta V = 3$  before and after the ramp to  $\Delta V = 6$  are shown in Fig. 4b. Note that the areas under both curves are equal, satisfying Eq. (5).

Based on our numerical results, we conclude that there is no stress selection for JS model in a curved geometry. Different initial flows (prepared here by specifying the start-up history) give different steady state stresses (torque). It is tempting to study the quantitative dependence of the banding stress on history, but since there is no physical difference between these degenerate mathematical solutions, there is no need to pursue this. We will see below that a unique selected stress may be reliably determined for planar shear flow [19,15,4], and it is probable that inhomogeneous flow conditions also have unique selected stresses. Note also that the interface between the high and low strain-rate bands is of zero width, indicating that there is no intrinsic length scale, or implicit gradient terms, associated with the dynamics.

and obey coupled first-order dynamical equations. Such a structure has also emerged in molecular theories of linear polymers that incorporate stretch, and seems to represent a promising class of constitutive models for polymer melts.

When the polymer part of the stress is complemented by a Newtonian viscosity (representing relaxation modes on timescales much faster than the principle viscoelastic modes), the pom-pom model has a shear response  $\sigma_{xy}(\dot{\gamma})$  very similar to that of the JS model. This constitutive

curve has a local shear stress maximum and a range of stresses for which the stable steady shear rate is two-valued. In this flow geometry the steady state condition is

$$\sigma_{xy}(\dot{\gamma}) = yG, \quad (6)$$

where the flow is in the  $x$  direction,  $G$  is the pressure gradient, and we take  $y = 0$  at the center of the plates. Eq. (6) may be analyzed exactly as Eq. (1) was for Couette flow above, to obtain a curve  $\dot{\gamma}(y)$  for a given pressure gradient  $G$ . For a non-monotonic  $\sigma_{xy}(\dot{\gamma})$  there exists a continuum of banded flow profiles for a given pressure gradient or flow throughput  $Q$

$$Q = \int_0^Y v(y) dy, \quad (7)$$

similar to bands at a specified torque or gap velocity in Couette flow.

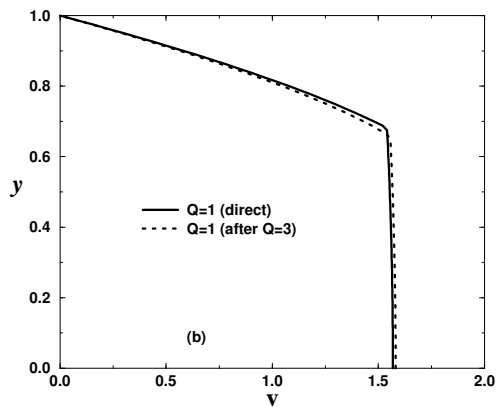
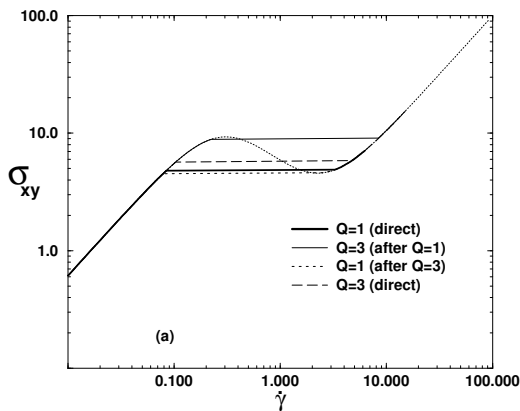


FIG. 5. Local constitutive relation for the pom-pom model in planar pressure-driven flow. (a) Paths along the curve  $\sigma_{xy}(\dot{\gamma})$  represent  $\dot{\gamma}(y)$  (b) for a given pressure gradient  $G$ , according to Eq. (6). Three experiments are shown. The system was initially started-up and brought to steady state at  $Q = 1$  and  $Q = 3$ . Then, the state with  $Q = 1$  was brought to steady state at  $Q = 3$ , and finally returned to steady state at  $Q = 1$ . Each selected stress implies a particular position for the interface. The areas under the curves in (b) are equal and hence satisfy Eq. 7, but the interface lies at a slightly different position.

## V. STRESS SELECTION

We have seen explicitly and through numerical calculations that local constitutive equations have an intrinsic degeneracy, which is manifested in history dependence. However, experiments in the best-studied systems show that stress selection is not history dependent [9,11]. To determine a *unique* coexistence stress one must add extra information or assumptions to the local constitutive relations. Several approaches have been suggested.

**Variational principle**—It is tempting to assert that the system satisfies a variational principle. Minimum entropy production is often invoked to distinguish selected states. However, steady stationary states only minimize entropy production *locally* (in function space) [21] under certain conditions, and there is no equivalent *global* statement; and there is no *a priori* justification for even

Calculations were performed for a prescribed throughput  $Q$ . We have integrated the dynamical equations forward in time, with zero stress initial conditions [20]. We find, as with the JS model in Couette flow, that the steady state profiles (Fig. 5), have a single interface between high and low strain rate bands, and that the flow history determines the position of the interface and the banding stress.

The results of this and the previous sections demonstrate that there is *no* selection criterion for local models under inhomogeneous flow conditions. There is a continuum of possible banded flows which numerical calculations cannot distinguish between. Even though the inhomogeneous flow conditions appear to generate a well-defined steady state with a *single* interface, the particular solution found is in fact random and does not have, we believe, physical significance.

this weak form of the principle. Other variational principles [3] are intriguing but rest on unproven assumptions. [13] reported an equal areas construction consistent with a variational principle, but this is not supported by the history dependence we have found. Also, even if some system could be shown to satisfy a variational principle, it is not clear whether such principles are fundamental (such as convexity in thermodynamic systems) or accidental.

**Non-local constitutive relations**—The interfaces between bands in local constitutive models have zero width, as we have found. However, most physical interfaces have a finite width of order a few to thousands of atoms, due to the energetic cost of microstructural inhomogeneities. If we demand that banded flows have finite interfacial widths, then local models are actually *incapable* of describing such flows [22,23]. Although the dynamics we

have used couples different spatial positions through the global constraint of an imposed strain rate, there is no explicit dependence on spatial modulation of stress or strain rate. An obvious modification is to include the dynamic response due to non-local terms [19,15,4] in the stress tensor or the free energy of a complex fluid, which introduces gradient terms in the equations of motion. This procedure has been used to calculate phase diagrams of models for liquid crystals in flow [19,4], where Frank elasticity penalizes variations in the liquid crystal order parameter; and by [15], who added square-gradient terms to a “toy” non-monotonic model. In both of these examples the existence, *but not the magnitude*, of the gradient terms provided an explicit stress selection and broke the degeneracy of the local model. Alternatively, if the physical interface is a slip plane, friction at the slip plane introduces an additional constraint and breaks the degeneracy of the homogeneous constitutive relations.

In the presence of gradient terms, the steady state conditions become differential equations instead of non-linear algebraic equations, and the search for a stationary banded solution is equivalent to tuning the stress to find a solvability condition. For wide classes of gradient terms in planar shear flow, the solvability conditions yield a *unique* history-independent selected steady state stress [4], with an interface width determined by the non-local terms. Furthermore it can be shown that this unique solution does not, in general, satisfy a universal “equal areas” construction [24].

## VI. SUMMARY

We have studied shear banding in local models for non-Newtonian fluids in geometries which impose inhomogeneous flow conditions everywhere, under controlled strain rate conditions. These models have a degenerate set of steady state banded solutions, where different solutions have different stresses (or torques, pressure gradients, *etc.*) and any number and location of bands. We have explicitly studied the Johnson-Segalman and pom-pom models in Couette and planar pressure-driven flow respectively. These inhomogeneous flow conditions generate history dependent steady states with a single interface of zero width. To recover a unique stress and the history independence seen in experiments, it is necessary to augment local constitutive equations with additional information. Recent work has shown that constitutive equations that incorporate spatial gradients (which describe smooth interfaces and are justified in terms of an interfacial free energy) generate a *unique* steady state solution [19,15,4], for planar shear flow conditions. It remains to explicitly test this in inhomogeneous flow geometries, but it seems likely that gradient terms also select a unique stress in these cases.

**Acknowledgments** We acknowledge funding from St. Catharine’s College, Cambridge and the (Tai-

wan) National Science Council (NSC 87-2112-M-008-036) (CYDL); and B. P. Chemicals and the EPSRC (GBB, OGH, TCBM).

- 
- [1] T. C. B. McLeish and R. C. Ball, *A molecular approach to the spurt effect in polymer melt flow*, J. Poly. Sci. B-Poly. Phys. **24** (1986) 1735.
  - [2] T. C. B. McLeish, *Stability of the interface between 2 dynamic phases in capillary-flow of linear polymer melts*, J. Poly. Sci. B-Poly. Phys. **25** (1987) 2253.
  - [3] G. Porte, J. F. Berret, and J. L. Harden, *Inhomogeneous flows of complex fluids: Mechanical instability versus non-equilibrium phase transition*, J. Phys. II (France) **7** (1997) 459.
  - [4] P. D. Olmsted and C.-Y. D. Lu, *Coexistence and phase separation in sheared complex fluids*, Phys. Rev. **E56** (1997) 55.
  - [5] M. Johnson and D. Segalman, *A model for viscoelastic fluid behavior which allows non-affine deformation*, J. Non-Newt. Fl. Mech **2** (1977) 255.
  - [6] M. Doi and S. F. Edwards, *The Theory of Polymer Dynamics* (Clarendon, Oxford, 1989).
  - [7] M. E. Cates, *Nonlinear Viscoelasticity of Wormlike Micelles (and Other Reversibly Breakable Polymers)*, J. Phys. Chem. **94** (1990) 371.
  - [8] T. C. B. McLeish and R. G. Larson, *Molecular Constitutive Equations for a Class of Branched Polymers: the Pom-Pom Polymer*, J. Rheol. **42** (1998) 81.
  - [9] J. F. Berret, D. C. Roux, and G. Porte, *Isotropic-to-nematic transition in wormlike micelles under shear*, J. Phys. II (France) **4** (1994) 1261.
  - [10] P. T. Callaghan, M. E. Cates, C. J. Rofe, and J. A. F. Smeulders, *A study of the spurt effect in wormlike micelles using nuclear-magnetic-resonance microscopy*, J. Phys. II (France) **6** (1996) 375.
  - [11] C. Grand, J. Arrault, and M. E. Cates, *Slow transients and metastability in wormlike micelle rheology*, J. Phys. II (France) **7** (1997) 1071.
  - [12] P. Boltenhagen, Y. T. Hu, E. F. Matthys, and D. J. Pine, *Observation of bulk phase separation and coexistence in a sheared micellar solution*, Phys. Rev. Lett. **79** (1997) 2359.
  - [13] F. Greco and R. C. Ball, *Shear-band formation in a Non-Newtonian fluid model with a constitutive instability*, J. Non-Newt. Fl. Mech **69** (1997) 195.
  - [14] P. Español, X. F. Yuan, and R. C. Ball, *Shear banding flow in the Johnson-Segalman fluid*, J. Non-Newt. Fl. Mech. **65** (1996) 93.
  - [15] N. A. Spenley, X. F. Yuan, and M. E. Cates, *Nonmonotonic constitutive laws and the formation of shear-banded flows*, J. Phys. II (France) **6** (1996) 551.
  - [16] G. Bishko, T. C. B. McLeish, O. G. Harlen, and R. G. Larson, *Theoretical molecular rheology of branched polymers in simple and complex flows: The pom-pom model*, Phys. Rev. Lett. **79** (1997) 2352.

- [17] D. Bonn, Bistability in non-Newtonian flow: rheology of lyotropic liquid crystals, 1998, preprint.
- [18] Y. Y. Renardy, *Spurt and instability in a two-layer Johnson-Segalman liquid*, The. Comp. Fl. Dyn. **7** (1995) 463.
- [19] P. D. Olmsted and P. M. Goldbart, *Isotropic-nematic transition in shear flow: State selection, coexistence, phase transitions, and critical behavior*, Phys. Rev. **A46** (1992) 4966.
- [20] G. B. Bishko, Ph.D. thesis, University of Leeds, Leeds, UK, 1998.
- [21] S. de Groot and P. Mazur, *Non-equilibrium Thermodynamics* (Dover, New York, 1984).
- [22] A. W. El-Kareh and L. G. Leal, *Existence of solutions for all Deborah numbers for a non-newtonian model modified to include diffusion*, J. Non-Newt. Fl. Mech. **33** (1989) 257.
- [23] J. R. A. Pearson, *Flow curves with a maximum*, J. Rheol. **38** (1994) 309.
- [24] C.-Y. D. Lu and R. C. Ball, 1998, unpublished.