

# Stretched exponentials and power laws in granular avalanching

D A Head\*

*Institute of Physical and Environmental Sciences, Brunel University, Uxbridge, Middlesex, UB8 3PH, United Kingdom*

G J Rodgers†

*Department of Mathematics and Statistics, Brunel University, Uxbridge, Middlesex, UB8 3PH, United Kingdom*

(May 15, 1998)

We introduce a model for granular surface flow which exhibits both stretched exponential and power law avalanching over its parameter range. Two modes of transport are incorporated, a rolling layer consisting of individual particles and the overdamped, sliding motion of particle clusters. The crossover in behaviour observed in experiments on piles of rice is attributed to a change in the dominant mode of transport. We predict that power law avalanching will be observed whenever surface flow is dominated by clustered motion.

PACS numbers: 05.40.+j, 05.60.+w, 46.10.+z, 64.60.Lx

Although the sandpile model was introduced some time ago [1], its relevance to real granular materials remains unclear. It predicts that a pile formed by adding particles one at a time to a flat surface with open boundaries will naturally evolve to a continuous phase transition, illustrating the concept of *self-organised criticality* or SOC. The signal that such a critical state has been reached is when the spectrum of avalanche sizes becomes scale-invariant; that is, *power law* in form. By contrast, experiments using sand and beads have shown that, if anything, the generic form for the avalanche spectrum is *stretched exponential* rather than power law [2,3]. Whatever else the sandpile model may be, it is clearly not a very good model for piles of sand.

A cursory observation of real sandpiles in action easily reveals the shortcomings of the model. Inertia has been neglected [4] and the particles are assumed to move purely by a series of toppling events, defined in terms of the relative instabilities of local regions of the pile's surface. In fact, real particles gain kinetic energy as they accelerate downslope, dislodging other particles from the static bulk which combine to form a *rolling layer*. An intuitively more plausible approach treats this rolling layer as being governed by a convective diffusion equation [5], subsequently likened to a fluid layer interacting with the solid bulk [6]. This seems to be more in line with the experiments, for instance in predicting hysteresis in the variation of the angle of repose.

The first round of experiments all involved roughly spherical particles that could easily roll under their own weight once activated. Recently, similar experiments have been performed using highly anisotropic particles instead, namely grains of rice [7]. For rounder grains the avalanche spectrum was again found to be stretched exponential, but for grains with a large aspect ratio a very different picture emerged. These grains did not often roll but tended to slide along the surface in coherent domains, hereafter referred to as *clusters*. The corresponding avalanche spectrum was power law. This rekindled hopes that some granular systems might after

all be SOC, and a number of modified sandpile models have now been devised [8–10]. However, these “ricepile” models lack a clear physical interpretation and fail to exhibit stretched exponential behaviour over any part of their parameter space. Furthermore, none of them have the same exponent for the avalanche spectrum as those obtained from the experiments. This has led to speculation about whether the power law really is a consequence of SOC behaviour [11].

In this paper, we present a picture for granular avalanching which closely follows the qualitative descriptions of surface transport made during the ricepile experiments [7]. Grains can move by one of two mechanisms, either as individual particles in the form of a rolling layer [5,12] or as part of sliding clusters. A simple model is constructed to quantify this picture. Numerical simulations show that the avalanche spectrum is stretched exponential for a broad parameter range, but crosses over to a power law regime when the surface transport is principally in the form of clusters. The recovery of SOC behaviour is hence attributed to the overdamped motion of clusters as opposed to the inertial motion of individual grains.

We begin by describing the basic picture of surface transport by two different mechanisms. In the ricepile experiments, a quasi-two dimensional pile was formed by dropping the grains in between two closely aligned vertical parallel plates. This geometry can be approximated by a time-dependent height profile  $h(x, t)$  that depends on a single spatial coordinate  $x$ , where  $0 \leq x \leq L$  and  $L$  is the width of the base. Grains are added near to the closed boundary at  $x = 0$  and move to the open boundary at  $x = L$ , whereupon they exit the system.

One possible mode of transport is for the grains to roll over the surface in the form of a rolling layer of thickness  $R(x, t)$ . The evolution of  $R(x, t)$  will be governed by some sort of diffusion equation, but for present purposes a more phenomenological approach will suffice since, in our model, introduced below, all that matters is the degree of penetration of the rolling grains into the system

and not their detailed diffusive pattern. This is perhaps fortuitous as it is not clear how  $R(x, t)$  should be interpreted when there are only a small number of grains in motion, when it makes little sense to talk of a “layer”.

$R(x, t)$  varies according to the manner in which the rolling grains interact with the bulk of the pile. Static grains can become dislodged by the rolling layer and start to roll, or grains already in motion may lose all of their kinetic energy via inelastic collisions and come to rest. These two processes, known as *amplification* and *capture* respectively, both assume that the grains in the bulk are independent of each other. A third possibility, which has not been previously studied in this context, takes into account the local structures or *clusters* that exist in any real granular body [13]. If the stability of a cluster depends upon a grain which is made to move, then one of two things may happen. The grain may become separated from the cluster, which will therefore lose its integrity and the remaining grains will individually disperse into the rolling layer, increasing  $R(x, t)$ . Alternatively, the whole cluster may remain intact and move as a discrete unit, as was frequently observed in the experiments. In this latter case the large size difference between the cluster and the single grain that activated it means that it will have a very low velocity and its subsequent motion will be overdamped.

Clusters can also be created as part of the capture process. The accumulation of grains deposited by the rolling layer onto any given region of the surface will eventually result in the formation of a new cluster there. This means that new clusters can arise deep within the system, even though the grains themselves are only added near to  $x = 0$ . The microscopic details of cluster formation are unclear and in what follows we simply assume it can be approximated by adding whole clusters to the surface one at a time. Furthermore, the rate of deposition is taken to be independent of the local slope, whereas the rate will actually be higher in flatter regions and thus we may be neglecting an important mechanism for the smoothing of the pile’s profile.

The range of the rolling layer, and hence the range over which new clusters can form, depends upon the properties of the grains involved. Grains that easily roll will give rise to a broad rolling layer that extends deep into the system, hence new clusters can form anywhere on the pile’s surface. Conversely, grains that rapidly lose their kinetic energy due to uneven rolling *etc.* will only penetrate a short distance and cluster formation will be limited to the neighbourhood of the closed boundary. However,  $R(x, t)$  also increases when a cluster disintegrates, so even in this latter case the rolling layer may extend further downslope if the grains do not form stable clusters.

To test these ideas quantitatively, we now present a simple model which incorporates many of the key features described above. In this first realisation the rolling layer is made implicit in the rules of evolution and only the clusters are explicitly represented. To better approximate their discrete nature, we now switch to a lattice

representation in which the width of the bulk is given by the integer variable  $i$ ,  $1 \leq i \leq L$ . On each site  $i$  are stacked  $N_i$  clusters of varying height  $dh_{ij}$ ,  $1 \leq j \leq N_i$ , so the total height is

$$h_i = \sum_{j=1}^{N_i} dh_{ij} \quad (1)$$

and the local slope is  $z_i = h_i - h_{i+1}$  (it is customary in sandpile models to use positive slopes even though the height is decreasing in the direction of increasing  $i$ ). A schematic is presented in Fig. 1. This discrete representation is similar to that adopted by other sandpile models, except that here the blocks represent whole clusters rather than just single grains.

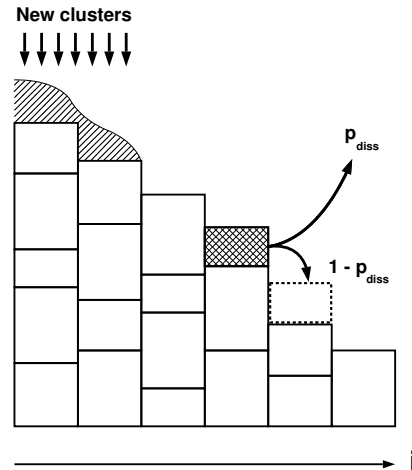


FIG. 1. A schematic representation of the influx and movement of clusters. New clusters can only form on the surface in regions where the rolling layer (here denoted by the diagonally shaded area) is non-vanishing. An existing cluster begins sliding once the local slope exceeds some given threshold value. For instance, if the cross-hatched cluster in the diagram becomes activated, it either dissipates into the rolling layer with probability  $p_{\text{diss}}$  or moves one site to the right with probability  $1 - p_{\text{diss}}$ .

The probability of a cluster sliding under perturbations from the rolling layer or nearby cluster motion will be an increasing function of the local slope. To model this, each cluster on the surface is assigned a threshold slope  $z_c$  and will start to slide precisely when  $z_i > z_c$ . In general,  $z_c$  will depend upon the configuration of particles within the cluster, their relationship to those in neighbouring clusters, and contacts with the side walls, which includes jamming lines transmitted from wall to wall. As  $z_c$  depends upon so many complex and in general unknowable factors, it seems sensible to treat it as an annealed random variable [9,10].

If a cluster retains its internal structure whilst in motion then it moves from site  $i$  to site  $i + 1$ , or leaves the system if  $i = L$ . This may result in nearby clusters ex-

ceeding their threshold slopes and also moving. However, there is a fixed probability  $p_{\text{diss}}$  per sliding event that the cluster disintegrates into its constituent particles and disperses into the rolling layer, which on this level of description is equivalent to dissipation. For incompressible particles  $p_{\text{diss}} = 1$ , which may relate to the *fragility* of structures formed by such materials [14]. Conversely,  $p_{\text{diss}} < 1$  for deformable materials, decreasing still further for elongated or jagged grains as a consequence of their increased contact surface area.

It will now be demonstrated that this model exhibits the same crossover in behaviour as the ricepile experiments. The parameter  $p_{\text{diss}}$  and the range of cluster addition depend upon the properties of the type of the grain in question, in a manner to be described below. The other parameters used in the simulations were the same for both cases. The cluster heights  $dh_{ij}$  were drawn from the uniform distribution  $[a, b]$ . The threshold slopes  $z_c$  were uniformly distributed in  $[2, 3]$ , although other ranges were also considered with no qualitative change in behaviour observed. When a site becomes unstable the topmost  $n$  clusters are activated and start to move, where  $n$  is either fixed at 1 or randomly selected from  $\{1, 2\}$ . No significant changes in behaviour were observed for all reasonable parameter ranges, although deviations did occur in some extreme cases, for instance when  $b \gg a$  or  $a \rightarrow 0$ .

To simulate a system comprising of the rounder grains that gave rise to a broad rolling layer but did not form stable clusters, new clusters are added to the surface uniformly over the range  $1 \leq i \leq L$ , and  $p_{\text{diss}} \in (0.1, 0.6)$ . A new cluster is not added until all of the sites in the system are stable. Numerical simulations measuring  $P(E, L)$ , the distribution of the potential energy  $E$  lost by the pile as the result of a single addition, shows good data collapse after the finite-size rescaling  $P(E, L) = L^{-1}f(E/L)$ , in accord with the experimental data. The scaling function  $f(x)$  is a stretched exponential,  $f(x) = A \exp\{-(x/x_0)^\gamma\}$  with  $\gamma < 1$ , where  $\gamma$  and  $x_0$  depend upon the parameters. By varying  $p_{\text{diss}}$  we found it easy to obtain values close to those measured in the early experiments and the ricepile experiments [3, 7], as illustrated in Fig. 2.

The elongated grains of rice formed stable clusters that passed intact through the system, but the penetration of the rolling layer was limited. This translates into  $p_{\text{diss}} = 0$  and new clusters only being added to sites  $i$  in a range such as  $1 \leq i \leq L/10$  or  $1 \leq i \leq L/20$ .  $P(E, L)$  obeys the same finite size scaling relation as before, but  $f(x)$  is now flatter for small  $x$  and power law for large  $x$ ,  $f(x) \sim x^{-\alpha}$ , as in Fig. 3. The exponent  $\alpha$  depends upon the choice of parameters, typically taking values in the range 1.1 to 1.6. We were unable to obtain an exponent close to the experimental value, which was “just greater than 2” [7]. This might be due to some crucial dynamical effect which has been overlooked, although it may just be an artefact of the reduced dimensionality of the model. Since  $\alpha < 2$  a finite-size cut-off is necessary and large systems are needed for a definite power law re-

gion to appear. However, measurements of the number of clusters that moved during each avalanche, rather than the change in potential energy, shows a clearer power law (with the same exponent  $\alpha$ ) for all system sizes. Coupled with the similarity to many sandpile models, this implies that the model is SOC in this region of parameter space.

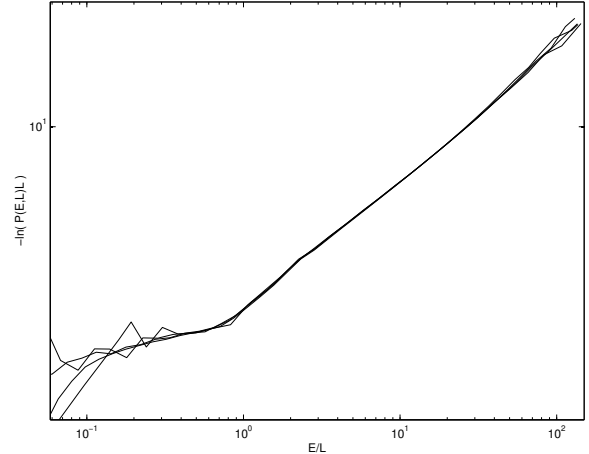


FIG. 2. Finite-size scaling plot of  $P(E, L)$  for system sizes  $L = 100, 250, 500$  and  $1000$ . New clusters were added uniformly over the entire system and  $p_{\text{diss}} = 0.4$ . If  $f(x) = A \exp\{-(x/x_0)^\gamma\}$  then  $-\ln f(x) = -\ln A + (x/x_0)^\gamma$ , which will give a straight line on a log-log plot when  $x$  is large and the corrections due to  $\ln A$  can be ignored. For the plots shown above,  $\gamma \approx 0.43$  and  $x_0 \approx 0.4$ , in agreement with the values from the ricepile experiments,  $\gamma = 0.43 \pm 0.03$  and  $x_0 = 0.45 \pm 0.09$ . The other parameters were  $z_c \in [2, 3]$ ,  $n \in \{1, 2\}$ , and  $dh_{ij} \in [0.5, 1.5]$ . Units were chosen such that  $mg = 1$ .

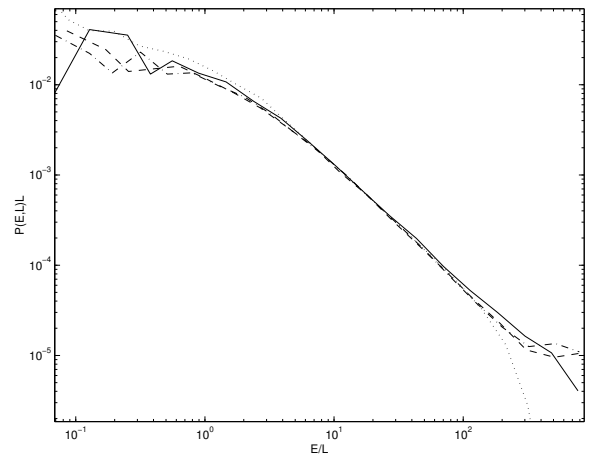


FIG. 3. Finite-size scaling plot of  $P(E, L)$  for four different system sizes,  $L = 500$  (dotted line),  $L = 1000$  (dashed-dotted line),  $L = 1500$  (dashed line) and  $L = 2000$  (solid line). New clusters were added uniformly over the range  $1 \leq i \leq L/20$  and  $p_{\text{diss}} = 0$ . The straight line has a slope of approximately  $1.30 \pm 0.05$ . The other parameters were  $z_c \in [2, 3]$ ,  $n \in \{1, 2\}$  and  $dh_{ij} \in [0.8, 1.2]$ .

Christensen *et al.* performed a further set of experiments to measure the time taken for tracer particles (coloured grains of rice) to pass through the system [9]. Only the elongated grains that gave the power law in the first set of experiments were used. They found that the distribution of transit times  $P(t)$  was roughly constant for small  $t$  but crossed over to a power law for large  $t$ ,  $P(t) \sim t^{-\beta}$  with  $\beta = 2.4 \pm 0.2$ . Simulations of our model show the same behaviour with a similar exponent for *both* cases studied, as demonstrated in Fig. 4. Thus we conclude that this power law is *not* symbolic of a critical state and predict that the same exponent would be recovered if the experiments were repeated using the rounder grains.

Although allowing two different modes of transport appears to account for known experimental results, we have only been able to identify the underlying mechanism responsible for the power law. It is not clear why the crossover is to stretched exponential behaviour rather than to, say, a pure exponential with  $\gamma = 1$ . In terms of the model, the stretched exponential occurs when there is finite dissipation and global rather than local driving; that is, when clusters are added over the whole system rather than just near to the boundary. However, there are too many parameters for a thorough investigation and the construction of a minimal model with similar behaviour might help to clarify the situation.

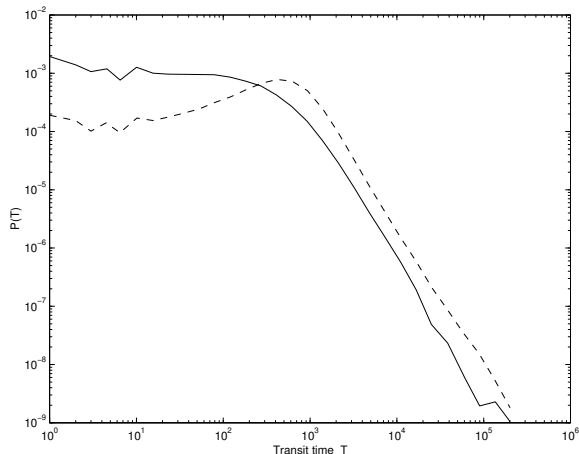


FIG. 4. The distribution of transit times for clusters to move through the system, for the same parameter values as those given in Fig. 2 (solid line) and Fig. 3 (dashed line). The straight line has a slope of  $2.3 \pm 0.1$ . The system size was  $L = 250$  in both cases.

In summary, we have argued that the crossover in behaviour observed in the ricepile experiments can be attributed to a change in the dominant mode of transport, from the inertial motion of the rounder grains to the over-damped motion of clusters of the elongated grains. A

simple model has been introduced which shows that the corresponding avalanche distributions are stretched exponential and power law, respectively. If this hypothesis is correct, then power law avalanching should also be observed for any material in which surface flow is dominated by clustered motion. It would be interesting to see if this prediction might be verified experimentally.

---

\* Electronic address: David.Head@brunel.ac.uk

† Electronic address: G.J.Rodgers@brunel.ac.uk

- [1] P. Bak, C. Tang and K. Wiesenfeld, Phys. Rev. A **38**, 364 (1988).
- [2] H. M. Jaeger, C. Liu and S. R. Nagel, Phys. Rev. Lett. **27**, 40 (1989); M. Bretz, J. B. Cunningham, P. L. Kurczynski and F. Nori, Phys. Rev. Lett. **69**, 2431 (1992); J. Rosendahl, M. Vekić and J. Kelly, Phys. Rev. E **47**, 1401 (1993); G. A. Held, D. H. Solina II, D. T. Keane, W. J. Haag, P. H. Horn and G. Grinstein, Phys. Rev. Lett. **65**, 1120 (1990); S. R. Nagel, Rev. Mod. Phys. **64**, 321 (1992).
- [3] J. Feder, Fractals **3**, 431 (1995).
- [4] J. Krug, J. E. S. Socolar and G. Grinstein, Phys. Rev. A **46**, R4479 (1992); C. P. C. Prado and Z. Olami, Phys. Rev. A **45**, 665 (1992); D. A. Head and G. J. Rodgers, Phys. Rev. E **55**, 2573 (1997).
- [5] J.-P. Bouchaud, M. E. Cates, J. R. Prakash and S. F. Edwards, Phys. Rev. Lett. **74**, 1982 (1995).
- [6] H. M. Jaeger, S. R. Nagel and R. P. Behringer, Rev. Mod. Phys. **68**, 1259 (1996).
- [7] V. Frette, K. Christensen, A. Mølth-Sørensen, J. Feder, T. Jøssang and P. Meakin, Nature **379**, 49 (1996).
- [8] L. A. N. Amaral and K. B. Lauritsen, Physica A **231**, 608 (1996); L. A. N. Amaral and K. B. Lauritsen, Phys. Rev. E **54**, R4512 (1996); M. Markošová, M. H. Jensen, K. B. Lauritsen and K. Sneppen, Phys. Rev. E **55**, R2085 (1997).
- [9] K. Christensen, Á. Corral, V. Frette, J. Feder and T. Jøssang, Phys. Rev. Lett. **77**, 107 (1996).
- [10] M. Paczuski and S. Boettcher Phys. Rev. Lett. **77**, 111 (1996); M. Bogaña and Á. Corral, Phys. Rev. Lett. **78**, 4950 (1997).
- [11] M. E. J. Newman and K. Sneppen, Phys. Rev. E **54**, 6226 (1996).
- [12] G. C. Barker and A. Mehta, Phys. Rev. E **53**, 5704 (1996).
- [13] A. Mehta, Physica A **186**, 121 (1992); G. C. Barker and A. Mehta, Phys. Rev. E **47**, 184 (1993); A. Mehta in *Granular Matter: An Interdisciplinary Approach*, edited by A. Mehta (Springer-Verlag, New York, 1994).
- [14] M. E. Cates, J. Wittmer, J.-P. Bouchaud and P. Claudin, *cond-mat/9803197*.