

"Negative Viscosity" effect in Ferrofluids: Macroscopic Manifestation of a Resonant Behavior

T. Alarcón, A. Pérez-Madrid and J. M. Rubí

Departament de Física Fonamental

Facultat de Física

Universitat de Barcelona

Diagonal 647, 08028 Barcelona, Spain

We show that the underlying mechanism of the "negative viscosity" effect in ferrofluids consists of a resonant behavior of the suspended dipoles when an oscillating magnetic field acts on them. This behavior results from the synchronization of the time scales related to the unperturbed system with the one of the external field. Explicit calculation of the contribution to the dissipated energy and the rotational viscosity due to the presence of the AC field shows that these quantities are negative, thus revealing that the work done on the system transforms into kinetic energy. Additionally, both the energy dissipation and the mean first passage time, as a function of the frequency of the field, exhibit a minimum value at the same frequency. We then show that "negative viscosity" effect constitutes a macroscopic manifestation of a resonance phenomenon. A comparison is made between the present results and the ones of previous works on this subject.

Pacs numbers: 75.50.Mn, 66.20.+d, 05.40.+j

I. INTRODUCTION

The "negative viscosity" effect consists of a diminution of the viscosity of a suspension of magnetic dipoles when an oscillating magnetic field acts on the system¹⁻³, and originates from the fact that the contribution of the rotating dipoles to the viscosity of the suspension becomes negative. As shown by Bacri et al.², in suspensions of spherical particles the increment of viscosity in a suspension due to the presence of rotational degrees of freedom is proportional to the difference between vorticity and angular velocity of the suspended particles. As it is well known, a constant magnetic field acting on a suspension of ferromagnetic particles impedes its free rotation and, therefore, introduces a relative angular velocity with respect to the vorticity, being the additional viscosity quantified by the aforementioned fact. If the magnetic field oscillates with a certain frequency, it makes the dipoles to move with an angular velocity proportional to the frequency of the applied field. The rotation of the particles diminishes its contribution to the viscosity of the suspension. Thus, if the frequency grows, it can eventually reach a value for which the angular velocity of the dipoles overcome the vorticity, leading to the aforementioned "negative viscosity" effect. The effect is essentially related to the conversion of magnetic energy into kinetic energy of the suspension which is behind this phenomenon, this will be adequately proven later on.

It has been also found in suspensions of magnetic rods under a constant magnetic field, and in a large enough elongational flow⁴.

Our purpose in this paper is to precise, by means of a mesoscopic analysis, the nature of the underlying mechanism leading to the appearance of a "negative viscosity".

The approach we will propose is based on the assumption that the applied field strength is small. We then apply the linear response theory (LRT) to the Fokker-Planck equation in order to obtain, up to first order in the field strength, the probability density in the orientation space. The contribution to the rotational viscosity due to the oscillating field is obtained by previous computation of the power loss.

We will show, as our main contention, that the diminution of the viscosity of a ferrofluid under an oscillating magnetic field is a macroscopic manifestation of the appearance of a resonance in the system, which manifests in the minimization of the mean first passage time.

We will also compute the signal-to-noise ratio (SNR), defined as the ratio between the coherent part of the response of the system to the background noise. This quantity measures the coherence between the output of the system and the input signal. The SNR passes through a maximum when the system undergoes a resonance, that in this case is called stochastic resonance (SR)⁵⁻⁸. We will show that the minimum values of the dissipation and the maximum of the SNR occur for the same noise level, at a given frequency of the magnetic field.

This paper is organized as follows. In Section II we compute the generalized susceptibility associated with the orientation vector of the magnetic dipoles in the ferrofluid when this is under the influence of an oscillating magnetic field. Section III is devoted to obtain the contributions of the oscillating field to the dissipation of energy and to the

rotational viscosity. In Section IV we will establish the relationship between dissipation and resonant behavior. We will compute the mean scape time for a dipole which, as a consequence of the existence of a resonance, exhibits a minimum value as a function of the frequency of the AC field. Likewise, we obtain the SNR, and show the existence of SR in the sistem. Finally, in Section VI we will present our main conclusions.

II. RELAXATION OF A MAGNETIC DIPOLE IN AN OSCILLATING FIELD

We consider a dilute colloidal suspension of ferromagnetic dipolar spherical particles⁹, with magnetic moment, $\vec{m} = m_s \hat{\vec{R}}$, where $\hat{\vec{R}}$ is an unit vector accounting for the orientation of the dipole. Each dipole is under the influence of a vortex flow with vorticity $\vec{\omega}_0 = 2\omega_0 \hat{\vec{z}}$, with $\hat{\vec{z}}$ being the unit vector along the z -axis, and an oscillating field of modulus $H e^{i\omega t}$. For overdamped motion, the balance of torques acting on each particle

$$\vec{m} \times \vec{H} + \xi_r \left(\frac{1}{2} \vec{\omega}_0 - \vec{\Omega} \right) = 0, \quad (1)$$

plus the kinematic condition

$$\frac{d\hat{\vec{R}}}{dt} = \vec{\Omega} \times \hat{\vec{R}} \quad (2)$$

lead to the dynamic equation for $\hat{\vec{R}}$ that reads

$$\frac{d\hat{\vec{R}}}{dt} = \omega_0 \left\{ \hat{\vec{z}} \times \hat{\vec{R}} + \lambda(t) \left(\hat{\vec{R}} \times \hat{\vec{h}} \times \hat{\vec{R}} \right) \right\}. \quad (3)$$

Here $\lambda(t) = (m_s H / \xi_r \omega_0) e^{i\omega t}$, with $\xi_r = 8\pi\eta a^3$ being the rotational friction coefficient, a the radius of the particles, η the solvent viscosity, $\vec{\Omega}$ the angular velocity of a particle, and $\hat{\vec{h}}$ the unit vector along the direction of the magnetic field, which is contained in the z - x plane, forming an angle γ (near to $\pi/2$) with respect to the vorticity (see Fig. 1). Note that the first term on the right hand side of eq. (3) stands for a precession, whereas the second one is a relaxation term, which introduces a deterministic relaxation time, $\tau_H = (\omega_0 \lambda)^{-1}$, related to the magnetic field.

With allowance for Brownian motion, the stochastic dynamics corresponding to eq. (3) is given by the Fokker-Planck equation, involving the probability density $\Psi(\hat{\vec{R}}, t)$

$$\partial_t \Psi(\hat{\vec{R}}, t) = (\mathcal{L}_0 + \lambda(t) \mathcal{L}_1) \Psi(\hat{\vec{R}}, t), \quad (4)$$

where \mathcal{L}_0 and \mathcal{L}_1 are operators defined by

$$\begin{aligned} \mathcal{L}_0 &= -\omega_0 \hat{\vec{z}} \cdot \vec{\mathcal{R}} + D_r \vec{\mathcal{R}}^2, \\ \mathcal{L}_1 &= 2\omega_0 \hat{\vec{R}} \cdot \hat{\vec{h}} - \omega_0 (\hat{\vec{R}} \times \hat{\vec{h}}) \cdot \vec{\mathcal{R}}, \end{aligned} \quad (5)$$

with $D_r = k_B T / \xi_r$ being the rotational diffusion coefficient, and $\vec{\mathcal{R}} = \hat{\vec{R}} \times \partial / \partial \hat{\vec{R}}$ is the rotational operator. Note that the first and second terms on the right hand side of eq. (5)₁, correspond to a convective and diffusive term, respectively.

Furthermore, looking at eq. (4) one realizes that there are two different regimes in the dynamics of the particles. For times of the order of the period of the magnetic field the dipole relaxes in a frozen field; this is a long time behavior. Whereas, for times shorter than the period the dynamics of the system is affected by the oscillations of this field. As we will see in the next section, this separation of time scales manifests at the macroscopic level through the transport coefficients.

To solve the Fokker-Planck equation (4) we will assume that the modulus of $\lambda(t)$, $\lambda_0 = m_s H / \xi_r \omega_0$, which is, essentially, the ratio between the magnetic and the hydrodynamic torques, constitutes a small parameter such that this equation can be solved perturbatively. To this end, we have to specify the initial state. The system is then prepared in such a way that in the remote past it was under the influence of a constant magnetic field, forming an angle γ_1 with respect to the direction of the vorticity and with the corresponding value for the parameter $\lambda = \lambda_1$.

Under this circumstance, and in the limit of weak Brownian motion¹⁰ the probability distribution in the orientation space is

$$\Psi^0(\hat{\vec{R}}, t = t_0) = \delta(\hat{\vec{R}} - \hat{\vec{R}}_s), \quad (6)$$

where $\hat{\vec{R}}_s$ is given through its polar angles such that

$$\begin{aligned} \sin \theta_s &= \left\{ \frac{1}{2}(1 + \lambda_1^2) - \left(\frac{1}{4}(1 + \lambda_1^2)^2 - \lambda_1^2 \sin^2 \gamma_1 \right)^{1/2} \right\}^{1/2}, \\ \sin \phi_s &= \frac{\sin \theta_s}{\lambda_1 \sin \gamma_1}. \end{aligned} \quad (7)$$

This magnetic field is then turned off at t_0 and replaced by the aforementioned AC field at the beginning of this section. The solution of the Fokker-Planck equation (4) is, up to first order in λ

$$\Psi(\hat{\vec{R}}, t) = e^{(t-t_0)\mathcal{L}_0} \Psi^0(t = t_0) + \int_{t_0}^t dt' \lambda(t') e^{(t-t')\mathcal{L}_0} \mathcal{L}_1 \Psi^0(t = t_0) \quad (8)$$

where, according with the large vorticity limit, we have performed the adiabatic approximation $e^{(t-t')\mathcal{L}_0} \Psi^0(t = t_0) \approx \Psi^0(t = t_0)$. As can be seen from eq. (5), the unperturbed operator \mathcal{L}_0 is composed of the operators \mathcal{R}_z and \mathcal{R}^2 , which are proportional to the orbital angular momentum operators of quantum mechanics L_z and L^2 , respectively, and, therefore, their eigenfunctions are the spherical harmonics¹¹

$$\begin{aligned} \mathcal{R}_z Y_{lm}(\hat{\vec{R}}) &= im Y_{lm}(\hat{\vec{R}}), \\ \mathcal{R}^2 Y_{lm}(\hat{\vec{R}}) &= -l(l+1) Y_{lm}(\hat{\vec{R}}). \end{aligned} \quad (9)$$

Given that we know how $\vec{\mathcal{R}}$ acts on the spherical harmonics, it is convenient to expand the initial condition in series of these functions, since the spherical harmonics constitute a complete set of functions which are a basis for the Hilbert space of the integrable functions over the unit sphere¹²

$$\Psi^0(\hat{\vec{R}}, t = t_0) = \delta(\hat{\vec{R}} - \hat{\vec{R}}_s) = \sum_{l=0}^{\infty} \sum_{m=-l}^l Y_{lm}^*(\hat{\vec{R}}_s) Y_{lm}(\hat{\vec{R}}). \quad (10)$$

Using this expansion in eq. (8), for the first order correction to the probability density, $\Delta\Psi \equiv \Psi - \Psi^0$, we have

$$\Delta\Psi(\hat{\vec{R}}, t) = \sum_{l=0}^{\infty} \sum_{m=-l}^l \int_{t_0}^t dt' \lambda(t') Y_{lm}^*(\hat{\vec{R}}_s) e^{(t-t')\mathcal{L}_0} \mathcal{L}_1 Y_{lm}(\hat{\vec{R}}). \quad (11)$$

From eq. (8) the contribution of the AC field to the mean value of the orientation vector $\hat{\vec{R}}$ can be obtained as

$$\Delta\hat{R}_z(t) = \int d\hat{\vec{R}} \hat{R}_z \Delta\Psi = \sum_{l=0}^{\infty} \sum_{m=-l}^l \int_{t_0}^t dt' \lambda(t') \int d\hat{\vec{R}} \hat{R}_z Y_{lm}^*(\hat{\vec{R}}_s) e^{(t-t')\mathcal{L}_0} \mathcal{L}_1 Y_{lm}(\hat{\vec{R}}). \quad (12)$$

According to the peculiar dynamics of the system, we will retain in this expansion only the terms with larger relaxation times. It is worth noting that, as a consequence of the nature of the coupling between the magnetic moment of each dipole and the vorticity on the one hand, and the magnetic field on the other hand, after averaging, only the terms with $l = 0$ and $l = 2$ remain.

Henceforth, we will focus on the frequency-dependent properties, which are related to the mode $l = 2$, rather than the term $l = 0$, that brings us the frequency-independent properties. Eq. (12) can be written in the more compact form

$$\Delta\hat{R}_z(t) = \int_{t_0}^t dt' \lambda(t') \chi_z(t - t'), \quad (13)$$

where the response function¹³ has been defined as

$$\chi_z(t) = \sum_{m=-2}^2 \int d\vec{R} \hat{R}_z Y_{2m}^*(\vec{R}_s) e^{(t-t')\mathcal{L}_0} \mathcal{L}_1 Y_{2m}(\vec{R}). \quad (14)$$

By causality we can let $t \rightarrow \infty$, and because we are interested in the asymptotic behavior we will set $t_0 \rightarrow -\infty$; hence, after Fourier transforming¹⁴ eq. (13), we obtain

$$\Delta \hat{R}_z(\Omega) = \chi_z(\Omega) \lambda(\Omega). \quad (15)$$

where $\chi_z(\Omega)$ is the generalized susceptibility, which provides us the response of the system to a weak oscillating forcing.

Performing the corresponding integrals in eq. (14) and after Fourier transforming we obtain an explicit expression for the generalized susceptibility.

$$\begin{aligned} \chi_z(\Omega) = & \frac{3}{2} \omega_0 \sqrt{\frac{8\pi}{15}} \sin \gamma \left\{ \frac{6D_r Y_{2-1}^*(\vec{R}_s)}{(\Omega + \omega_0)^2 + 36D_r^2} - \frac{6D_r Y_{21}^*(\vec{R}_s)}{(\Omega - \omega_0)^2 + 36D_r^2} \right\} \\ & + \frac{1}{2} \omega_0 \sqrt{\frac{\pi}{5}} \cos \gamma \frac{6D_r Y_{20}^*(\vec{R}_s)}{\Omega^2 + 36D_r^2} \end{aligned} \quad (16)$$

whose real and imaginary parts read

$$\begin{aligned} \text{Re}\{\chi_z(\Omega)\} = & 2\omega_0 \frac{3 \sin \gamma}{2} \sqrt{\frac{8\pi}{15}} \text{Re}\{Y_{21}^*(\vec{R}_s)\} \left\{ \frac{6D_r}{(\Omega - \omega_0)^2 + 36D_r^2} - \frac{6D_r}{(\Omega + \omega_0)^2 + 36D_r^2} \right\} \\ & + \frac{\omega_0 \cos \gamma}{2} \sqrt{\frac{6\pi}{5}} Y_{20}(\vec{R}_s) \frac{6D_r}{(\Omega^2 + 36D_r^2)}, \\ \text{Im}\{\chi_z(\Omega)\} = & \omega_0 \frac{3 \sin \gamma}{2} \sqrt{\frac{8\pi}{15}} \text{Im}\{Y_{21}^*(\vec{R}_s)\} \left\{ \frac{6D_r}{(\Omega + \omega_0)^2 + 36D_r^2} - \frac{6D_r}{(\Omega - \omega_0)^2 + 36D_r^2} \right\}. \end{aligned} \quad (17)$$

where we have used the properties $\text{Re}\{Y_{21}^*(\vec{R}_s)\} = -\text{Re}\{Y_{2-1}^*(\vec{R}_s)\}$, $\text{Im}\{Y_{21}^*(\vec{R}_s)\} = \text{Im}\{Y_{2-1}^*(\vec{R}_s)\}$ and the fact that $Y_{20}(\vec{R}_s)$ is real. Moreover, to obtain eq. (16) we have used¹¹

$$\begin{aligned} \mathcal{R}_x Y_{lm}(\vec{R}) = & \frac{i}{2} (\sqrt{(l-m)(l+m+1)} Y_{l,m+1}(\vec{R}) + \sqrt{(l+m)(l-m+1)} Y_{l,m-1}(\vec{R})), \\ \mathcal{R}_y Y_{lm}(\vec{R}) = & \frac{1}{2} (\sqrt{(l-m)(l+m+1)} Y_{l,m+1}(\vec{R}) - \sqrt{(l+m)(l-m+1)} Y_{l,m-1}(\vec{R})). \end{aligned} \quad (18)$$

III. ENERGY DISSIPATION

Our aim in this section is to compute the energy dissipated by a dipole during the relaxation process induced by the oscillating magnetic field. From general results of LRT it is known that the power dissipated (work done by the external force and transformed into heat as a result of the friction) in the system, $P(\omega)$, is proportional to the imaginary part of the generalized susceptibility¹³. In our case, for the relaxation of \hat{R}_z we have

$$P(\omega) = (\xi_r \omega_o) \omega \text{Im} \chi_z(\omega) \overline{\lambda(t)^2}. \quad (19)$$

Once the initial distribution has been specified (see eqs. (6) and (7)), it is straightforward to compute $P(\omega)$ from eq. (17)₂. In Fig. 2 we have represented the dissipated power as a function of the frequency of the applied field. The general features of this curve qualitatively agree with the results of the phenomenological theory of Shliomis³, for which, the incremental viscosity (i.e. the dissipation) decreases when the frequency of the field grows, and a minimum (negative) value is reached at a certain value of this frequency.

In Fig. 3, we plot the dependence of the dissipation on the noise level (essentially, the temperature). We can observe that this curve exhibits a minimum value for certain noise level, showing the existence of an optimum temperature for which the energy dissipation has a minimum value. Notice that we have introduced the noise level through the Péclet number, which in the rotational case is defined as $Pe = \omega_0/D_r$.

From Figs. 2 and 3 one can observe that $P(\omega)$, which has been computed in the short time regime, is a negative magnitude, revealing that in this time scale there is a transformation of energy of the field into work, instead of an energy degradation, as occurs in the long time regime, where only dissipative processes take place.

We can now calculate the contribution of the oscillating field to the rotational viscosity of the suspension in the dilute regime. To accomplish this we write the power loss, which is related to the entropy production, per unit volume in the suspension in the form¹⁵

$$P(\omega) = \eta_1(\omega)(2\omega_o)^2. \quad (20)$$

Comparison of this equation with eq. (19) then leads to the expression for the rotational viscosity

$$\eta_1 = \frac{3}{2}\eta\Phi\frac{\omega}{\omega_o}\lambda_o^2\text{Im}\chi(\omega). \quad (21)$$

To obtain eqs. (20) and (21) we have performed an expansion of the probability distribution into spherical harmonics. Each term in this expansion introduces a relaxation time, essentially the inverse of the corresponding eigenvalue of the unperturbed Fokker-Planck operator $(5)_1$. We have kept only those terms with longer relaxation times, which correspond to $l = 0, 1$, and 2 . With regard to χ_z , only the terms with $l = 0$ and $l = 2$ contribute. The term with $l = 2$ provides us the explicit dependence of the applied field on the frequency and gives the contribution in the short time scale, which is that we have taken into account to derive eq. (21). The spherical harmonic with $l = 0$ gives rise to a frequency-independent term that is related to the long time behavior. Thus we can write

$$\eta_r = \eta_o + \eta_1(\omega) \quad (22)$$

where $\eta_o = \eta_{(\omega=0)}$ is the long-time contribution to the rotational viscosity occurring when the magnetic field has already relaxed after a period; it is related to the spherical harmonic $l = 0$. In addition, $\eta_1(\omega)$ is related to the spherical harmonic $l = 2$ and comes from the dependence of the applied magnetic field on frequency. In Fig. 4 we have plotted $\eta_1(\omega)$ as a function of the parameter $\mu(= \frac{m_s H}{k_B T})$, for different values of the frequency of the applied field. For low field strength, our results, in their validity domain, are in good agreement with those obtained by Bacri *et al.*² and Shliomis³. In the cases treated by these authors their results are based on an effective field theory and on a phenomenological equation for the macroscopic magnetization, respectively.

IV. DISSIPATION AND RESONANT BEHAVIOR

As we have shown in the previous section, the peculiar behavior of the energy dissipation manifests through its non-monotonous character, and as a consequence, in the negative viscosity effect. In this section we want to establish the relationship between this peculiarity and the existence of a resonant phenomenon in the system. We will show that in order to observe resonant behavior, it is crucial that the deterministic relaxation time related to the external field, τ_H , synchronizes with the relaxation time of the unperturbed system. In this way, the resonant behavior, and its macroscopic manifestation, the "negative viscosity" effect, is the result of the synchronization of two time scales in a system with a non-linear dynamics with allowance for Brownian motion: a deterministic relaxation time and the proper relaxation time of the system.

A. Escape Time Distribution and Mean First Passage Time

A way of revealing the existence of resonant behavior is based on the computation of the mean first passage time (MFPT)¹⁶. This quantity may be directly related to the energy dissipation and the "negative viscosity", which favours our purpose. In this context, the signature of the appearance of resonance is the presence of a minimum of the MFPT as a function of the frequency of the applied field.

In order to compute the MFPT, we will assume the existence of an absorbing barrier at $\theta = \frac{\pi}{2}$. This means that if the polar angle of a dipole reaches this value it will not return to the equilibrium position, for a given orientation of the field. Thus, we can see that the MFPT is related to the angular velocity of the dipoles when the applied field changes its sign: a minimum in the MFPT implies a maximum in the angular velocity of the ferromagnetic particles in the AC field. This fact agrees with the phenomenological theory of Shliomis, which states that there is an optimum value of the frequency for which the contribution to the viscosity is minimum.

As it is known from stochastic processes, in a bistable system the diffusion coefficient is proportional to the inverse of the MFPT. Generalizing this result to the case discussed here, where the transition rates depend on time, we can

show that the diffusion is optimized when the MFPT is at a minimum value for a certain value of the frequency of the field. Consequently, owing to the relation between diffusion and viscosity, the presence of resonance in the system leads to a minimum value for the viscosity.

In order to obtain the MFPT, we have to compute the escape time distribution (ETD), $\rho(t)$, in the presence of the absorbing barrier. The quantity $\rho(t)dt$ then represents the probability for a dipole to reach the barrier during the time interval $(t, t + dt)$. The ETD is given by

$$\rho(t) = \int_0^{2\pi} d\phi \int_0^{\pi/2} d\theta \Psi(\hat{\vec{R}}, t), \quad (23)$$

where $\Psi(\hat{\vec{R}}, t)$ follows from eq. (8). In order to compute the ETD, we will consider only the terms with larger relaxation times, that is we will take only the terms corresponding to $l = 0, 1$. After introducing eq. (8) into (23) we achieve

$$\rho(t) = \int_{t_0}^t dt' \lambda(t') A(t - t'), \quad (24)$$

where taking into account only the contribution of the term $l = 1$ -remind that our contention is to make the frequency dependent behavior of the properties of the system clear-, we have defined the function $A(t - t')$ as

$$\begin{aligned} A(t - t') \equiv & \sum_{m=-1}^1 e^{-(im\omega_0 + 2D_r)(t-t')} Y_{1m}^*(\hat{\vec{R}}_s) \int_0^{2\pi} d\phi \int_0^{\pi/2} d\theta \left\{ \omega_0 (2\hat{\vec{R}} \cdot \hat{\vec{h}} - im\hat{R}_y \sin \gamma) Y_{1m}(\hat{\vec{R}}) \right. \\ & - \frac{\omega_0}{2} e^{-i\omega_0(t-t')} (i\hat{R}_y, \text{essentially, } \cos \gamma + \hat{R}_z \sin \gamma - \hat{R}_x \cos \gamma) \sqrt{(1-m)(m+2)} Y_{1m+1}(\hat{\vec{R}}) \\ & \left. - \frac{\omega_0}{2} e^{i\omega_0(t-t')} (i\hat{R}_y \cos \gamma - \hat{R}_z \sin \gamma + \hat{R}_x \cos \gamma) \sqrt{(1+m)m} Y_{1m-1}(\hat{\vec{R}}) \right\}. \end{aligned} \quad (25)$$

Performing the integrals in eq. (25) we obtain

$$\begin{aligned} A(t - t') = & \omega_0 e^{-2D_r(t-t')} \left\{ Y_{10}^*(\hat{\vec{R}}_s) \cos \gamma \left[\left(\sqrt{\frac{3\pi}{4}} + \sqrt{\frac{4\pi}{3}} \right) - \frac{1}{4} \sqrt{\frac{8\pi}{3}} (e^{i\omega_0(t-t')} + e^{-i\omega_0(t-t')}) \right] \right. \\ & \left. - \frac{1}{2} \sqrt{\frac{8\pi}{3}} \sin \gamma \left[e^{-i\omega_0(t-t')} Y_{11}^*(\hat{\vec{R}}_s) + e^{i\omega_0(t-t')} Y_{1-1}^*(\hat{\vec{R}}_s) \right] \right\}. \end{aligned} \quad (26)$$

Using this result in eq. (24) we can obtain the escape time distribution.

Once we have attained the ETD, we can compute the MFPT which is given by¹⁶

$$\langle T \rangle = \int_{-\infty}^{\infty} dt t \rho(t). \quad (27)$$

Nonetheless, because $\rho(t)$ vanishes faster than $1/t$ when $t \rightarrow \infty$, this equation can be written in the form

$$\langle T \rangle = \int_{-\tau}^{\tau} dt t \rho(t), \quad (28)$$

where τ is certain time scale which, in view of eq. (26), can be taken of the order of $(2D_r)^{-1}$. By using eq. (24) together eq. (28) we can write

$$\langle T \rangle = \text{Re} \left\{ -i \frac{dF_\tau}{d\Omega} (\Omega = \omega) \right\}. \quad (29)$$

Here

$$F_\tau(\Omega) = \int_{-\tau}^{\tau} dt e^{i\Omega t} F(t) \quad (30)$$

is the Fourier transform in the time window of length τ of the function

$$F(t) = \int_0^{t-t_o} ds \lambda(-s) A(s). \quad (31)$$

Finally by collecting eqs. (26)-(31) we can achieve $\langle T(\omega) \rangle$. Thus, in the long time regime, $t_o \rightarrow -\infty$, the final expression for the MFPT as a function of the frequency of the external field, is found to be

$$\frac{\langle T(\omega) \rangle}{T_0} = \text{Re} \{ -iA(\omega) \}, \quad (32)$$

where T_0 is the contribution of the term with $l = 0$, and $A(\omega)$ is the Fourier transform of $A(t)$ computed at the frequency of the magnetic field, and is explicitly given by

$$\begin{aligned} \text{Re} \{ -iA(\omega) \} = 1 - \frac{\omega_0}{2} \sqrt{\frac{8\pi}{3}} \left\{ \text{Re} \{ Y_{1-1}^* (\hat{R}_s) \} \left[\frac{\omega - \omega_0}{(\omega - \omega_0)^2 + 4D_r^2} + \frac{\omega + \omega_0}{(\omega + \omega_0)^2 + 4D_r^2} \right] \right. \\ \left. - \text{Im} \{ Y_{1-1}^* (\hat{R}_s) \} \left[\frac{2D_r}{(\omega - \omega_0)^2 + 4D_r^2} - \frac{2D_r}{(\omega + \omega_0)^2 + 4D_r^2} \right] \right\}. \end{aligned} \quad (33)$$

In Fig. 5 we have plotted the mean first passage time as a function of the frequency of the applied AC field, and, as expected, it exhibits a minimum value when this frequency coincides with half the vorticity, ω_o . The energy dissipation depicted in Fig. 2. exhibits also a minimum at the same frequency. Moreover, if we admit that the inverse of the MFPT gives us an idea of the mean angular velocity of the dipoles, the minimum observed in Fig. 5 indicates that the conversion of magnetic energy of the AC field into kinetic energy of the suspension is maximum, which is another way to justify the good accordance between both figures, and consequently, the "negative viscosity" effect. Therefore, here we find a clear macroscopic manifestation of the resonant behavior coming from the temporal synchronization in the system.

B. Signal-to-Noise Ratio

The resonant effect can be measured through the existence of a maximum in the signal-to-noise ratio, SNR, which is the signature for the phenomenon known as stochastic resonance. In a general way, this phenomenon may occur in periodically modulated noisy systems governed by a non-linear dynamics. Then, when the system is in an equilibrium position, no matter if it is stable or unstable, the presence of noise drives it out of this position. If a periodic force -input signal- is acting on the system, the cooperation between that force and the noise may give rise to the enhancement of the output signal over the background noise. Stochastic resonance, RS, has been originally related to periodically modulated passage throughout energy barriers in activated processes⁵, but it has also been generalized to other kind of processes⁸.

In particular, the problem about the existence of SR in relaxation phenomena, or what is equivalent in monostable systems, has previously been subject of some works (see¹⁷ and references therein). In these works, LRT has revealed unable to show the existence of SR in this kind of processes. The reason for this is that in the cases which have been studied up to now, although the output signal (the susceptibility) exhibits a maximum as function of the noise level, the signal-to-noise ratio (SNR) is a monotonically decreasing function of the noise. It is then necessary to go beyond the scope of LRT (large external forces acting on the system) to find that, effectively, these processes exhibit SR in the sense of having a maximum in the SNR¹⁷.

Contrary to what has been done in previous analysis of the phenomenon we have included the presence of a vortex flow, which induces an additional precessional motion of the magnetic dipole. As a consequence, the relaxation dynamics is slow enough to find a maximum in the SNR even in the limit of weak external forcing.

The power spectrum is defined as

$$Q(\Omega) = \frac{\omega}{2\pi} \int_0^{\frac{2\pi}{\omega}} dt' \int_{-\infty}^{\infty} \langle \hat{R}_z(t') \hat{R}_z(t+t') \rangle e^{i\Omega t} dt. \quad (34)$$

For a system under the action of an external periodic forcing this quantity splits up into two parts: a delta function centered at the frequency of the forcing, corresponding to the response to the periodic input, and a smooth function, coming from the background noise,

$$Q(\Omega) = S(\Omega) \delta(\Omega - \omega) + Q^0(\Omega) \quad (35)$$

The SNR is then defined by $SNR \equiv S(\omega)/Q^0(\omega)$.

The quantities involved in the above expression, signal ($S(\Omega)$) and noise ($Q^0(\Omega)$), are both given by LRT. In particular, the noisy part of the power spectrum follows from the fluctuation-dissipation theorem

$$Q^0(\Omega) = \frac{\xi_r}{\Omega} |Im\chi_z(\Omega)|. \quad (36)$$

Here the absolute value has been introduced because the power spectrum, which is, essentially, the energy of the fluctuations squared, must be a positive quantity. From eqs. (17) we can see that, as expected, the noisy part of the spectrum goes to zero when the noise level goes to zero.

The part of the power spectrum corresponding to the signal is, in our case, given by

$$S(\Omega) = \frac{1}{4} (\xi_r \omega_0)^2 \lambda_0^2 |\chi_z(\Omega)|^2 \cos^2 \gamma. \quad (37)$$

The deduction of this equation is quite simple. If we let the system evolve for a large period of time, one expects for the two-time correlation function $\langle \hat{R}_z(t') \hat{R}_z(t+t') \rangle$ an asymptotic behavior of the type

$$\langle \hat{R}_z(t') \hat{R}_z(t+t') \rangle \xrightarrow{t \rightarrow \infty} \langle \hat{R}_z(t') \rangle \langle \hat{R}_z(t+t') \rangle. \quad (38)$$

On the other hand, we know from LRT that

$$\langle \Delta \hat{R}_z(t) \rangle = (\xi_r \omega_0) \lambda_0 \cos \gamma Re\{\chi_z(\omega) e^{i\omega t}\} = (\xi_r \omega_0) \lambda_0 |\chi_z(\omega)| \cos \gamma \cos(\omega t + \phi), \quad (39)$$

where $\tan \phi = -Im\{\chi_z(\omega)\}/Re\{\chi_z(\omega)\}$ is a phase shift imposed by causality. Thus for the correlation function one obtains

$$\langle \Delta \hat{R}_z(t') \Delta \hat{R}_z(t+t') \rangle = (\xi_r \omega_0)^2 \lambda_0^2 |\chi_z(\omega)|^2 \cos^2 \gamma \cos(\omega t' + \phi) \cos(\omega(t' + t) + \phi). \quad (40)$$

Now, making use of eq. (34) and considering only positive frequencies one finally finds the result (37)

It is worth noting that, from eq. (17)₂, the part corresponding to the signal goes to zero as the noise level decreases. This fact agrees with the dynamical behavior expected for the dipoles. For very low noise level in a vortex flow and under the action of a magnetic field, all the dipoles orient along the same direction¹⁰. In a low frequency field, when the field changes its sign, the z -component of this stationary orientation, \hat{R}_z , changes from $+\hat{R}_z^s$ to $-\hat{R}_z^s$ (see eq. (7)), in such a way that, on average, the z -component is zero.

In Fig. 6, we have plotted the signal-to-noise ratio, SNR, at the frequency of the input signal. This figure exhibits a maximum value for a level of noise different from zero, revealing the appearance of SR in the system. By comparison with Fig. 3 we observe that for the same noise level the SNR achieves its maximum value while the power loss is minimum. This coincidence is explained by eqs. (17)

V. DISCUSSION

The results obtained in this paper reveal the relationship between resonant behavior and dissipation. First of all, we have found a precise explanation of the "negative viscosity" effect in the framework of a mesoscopic theory. Making use of the tools available from the LRT, we have been able to compute the contribution of an oscillating magnetic field to the energy dissipation in the ferrofluid and to the rotational viscosity. In both cases, we have found that these quantities exhibit a minimum negative value for a certain value of the frequency of the applied field. These results are in qualitative agreement with the phenomenological approach by Shliomis *et al.*³. Although, as quoted by Bacri *et al.*², the results in the paper by Shliomis are not correct at all, this is not so in the limit of small field strength, the same limit we have considered. A numerical comparison is not possible since we have calculated the contribution to the rotational viscosity, whereas the aforementioned works dealt with the shear viscosity.

In addition, we have computed the MFPT, which allows us to discern the underlying mechanism of the negative viscosity effect. In line of the former argument, the MFPT gives us a measure of the rate at which the dipoles change their orientation when the field changes its sign. Therefore, it may be interpreted as a measure of the average angular velocity of the suspended ferromagnetic particles. The MFPT passes through a minimum value as a function of the frequency of the AC field, when this frequency coincides with half the vorticity, and accordingly it means that the conversion of magnetic energy from the external field to kinetic energy of the ferrofluid is maximum, and consequently minimizing the dissipation. Precisely, the energy dissipation as a function of the frequency has also a minimum when

the frequency equals half the vorticity. This fact is a clear evidence for the existence of a resonant behavior in the system behind the "negative viscosity" effect.

Finally, we have shown the existence of SR in the relaxation of a magnetic dipole towards its equilibrium position using also LRT. It should be emphasized that although some previous works have been devoted to the study of SR in relaxation processes¹⁷ (and references quoted therein), this is the first time that a maximum in the SNR has been found in the framework of LRT. Up to know, in the context of its standard characterization (through the computation of the SNR), SR has been proven to appear in relaxation processes by means of numerical simulations, far away from the scope of LRT. As it has been pointed out in Sec. IV, the relaxation¹⁷ of the dipole to its equilibrium position, due to the effect of the noise, is so quick that a high field strength is required in order that the magnetic torque be comparable to the Brownian torque. By so doing, the deterministic relaxation time up to the equilibrium state induced by the external field, that is the delay of the response of the system in front of a change in the configuration of the input, occurs in a time scale comparable with the relaxation time of the system. Hence, the system relaxes in a final time scale that follows from a balance between both of them -they synchronize-. In our case, we have considered a suspension of magnetic dipoles in a vortex flow, which introduces a new precessional effect in the relaxation dynamics. Thus, this effect slows down the relaxation, and therefore, the requirement of a high field strength is not necessary in this case. Accordingly, in order to obtain resonant behavior, it is crucial that the deterministic relaxation time related to the input synchronizes with the relaxation time of the unperturbed system. In our case these conditions are fulfilled. Moreover, the energy dissipation as a function of the noise level shows a minimum for the same value of D_r for which the SNR has its maximum value.

From all these we conclude that we have found a macroscopic manifestation of resonant behavior which consists of a diminution of the dissipation when the resonance arises in the system. The implication of the resonance in the field of the transport phenomena is of evident interest both theoretically and from the point of view of practical applications. The same kind of phenomenon has been predicted in different contexts. For instance, in the framework of chemical kinetics, we have also proved that a resonant behavior manifested through the minimization of the MFPT leads to an enhancement of the reaction times¹⁸.

ACKNOWLEDGMENTS

This work has been supported by DGICYT of the Spanish Government under grant PB95-0881, and also by the INCO-COPERNICUS program of the European Comission under contract IC15-CT96-0719. One of us (T. Alarcón) wishes to thank DGICYT of the Spanish Government for financial support.

-
1. R.E. Rosensweig. *Science* **271**, 614 (1996).
 2. J.C. Bacri, R. Perzynski, M.I. Shliomis, G. I. Burde. *Phys. Rev. Lett.* **75**, 2128 (1995).
 3. M.I. Shliomis, I. Morozov. *Phys. Fluids* **6**, 2855 (1994).
 4. T. Alarcón, A. Pérez-Madrid, J.M. Rubí. *J. Chem. Phys.* **107**, 10253 (1997).
 5. R. Benzi, A. Suter and A. Vulpiani. *J. Phys. A* **14**, L453 (1981).
 6. K. Wiesenfeld and F. Moss. *Nature (London)* **373**, 33 (1995).
 7. A. Pérez-Madrid and J.M. Rubí. *Phys. Rev. E* **51**, 4159 (1995).
 8. L. Gammaitoni, P. Hänggi, P. Jung, and F. Marchesoni. *Rev. Mod. Phys.* **70**, 223 (1996).
 9. H. Brenner. Rheology of two-phase systems, in: *Annual Review of Fluid Mechanics*, van Dyke, W.G. Vicenti and J.V. Wehausen, eds. (Ann. Rev. Inc., Palo Alto, CA, 1970) Vol. 2, p. 137.
 10. H. Brenner. *J. Colloid. Interface Sci.* **32**, 141 (1970).
 11. J.J. Sakurai. *Modern Quantum Mechanics*. (Addison-Wesley, Reading (Mas.), 1985).
 12. R. Courant, D. Hilbert. *Methods of Mathematical Physics. Vol. I.* (Interscience Publishers, 1966).
 13. P.M.V. Résibois, M. de Leener. *Classical Kinetic Theory of Fluids*. (Wiley, New York, 1977).
 14. We will take the following convention for the Fourier Transform: $f(\Omega) = \int_{-\infty}^{\infty} dt e^{i\Omega t} f(t)$.

15. J.M. Rubí, C. Salueña, and A. Pérez-Madrid. Ferrofluids, Hydrodynamical and Statistical Aspects, in: *Complex Fluids*, edited by L. Garrido (Lectures Notes in Physics, Springer, Berlin, 1993), Vol 415, p. 57.
16. T. Zhou, F. Moss and P. Jung. Phys. Rev. A. **42**, 3161 (1990).
17. J.M.G. Vilar, A. Pérez-Madrid, J.M. Rubí. Phys. Rev. E. **54**, 6929 (1996).
18. T. Alarcón, A. Pérez-Madrid, J.M. Rubí. To appear in J. Chem. Phys. .

FIGURE CAPTIONS

- Figure 1.- Schematic representation of the geometry of the problem.
- Figure 2.- Dissipated Energy as a function of $\alpha \equiv \omega/\omega_0$ for $Pe^{-1} = 0.15$.
- Figure 3.- Dissipated Energy as a function of the Péclet number for $\alpha \equiv \omega/\omega_0 = 1.5$.
- Figure 4.- Rotational Viscosity as a function of μ for different values of the parameter $\alpha \equiv \omega/\omega_0$. Continuous line corresponds to $\alpha = 0.25$ and point line corresponds to $\alpha = 1.5$. In both cases $Pe^{-1} = 0.15$.
- Figure 5.- Mean First Passage Time as a function of $\alpha \equiv \omega/\omega_0$ for $Pe^{-1} = 0.15$.
- Figure 6.- Signal-to-Noise Ratio as a function of the inverse of the Péclet number for a value of the parameter $\alpha \equiv \omega/\omega_0 = 1.5$.

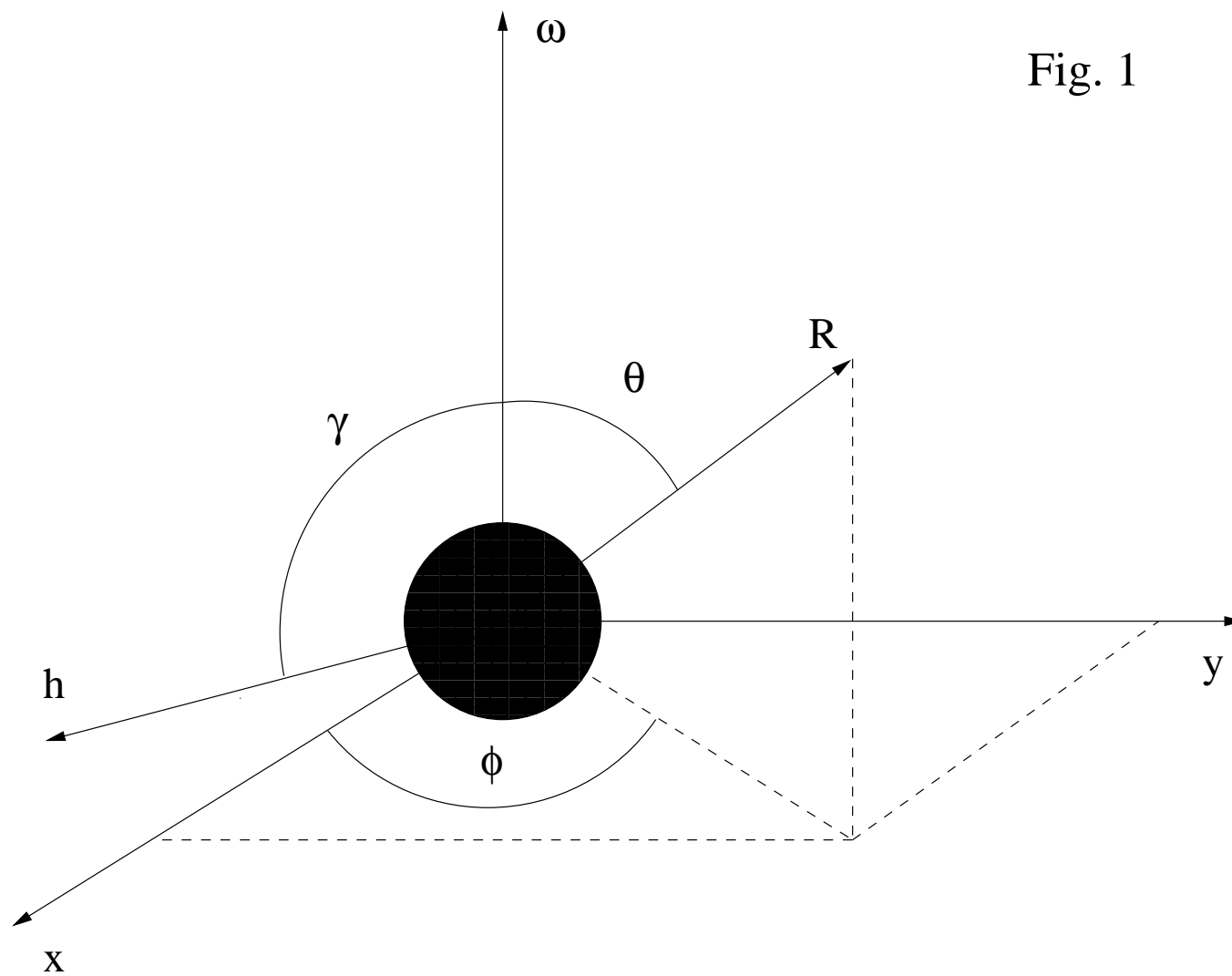


Fig. 1

Fig. 2

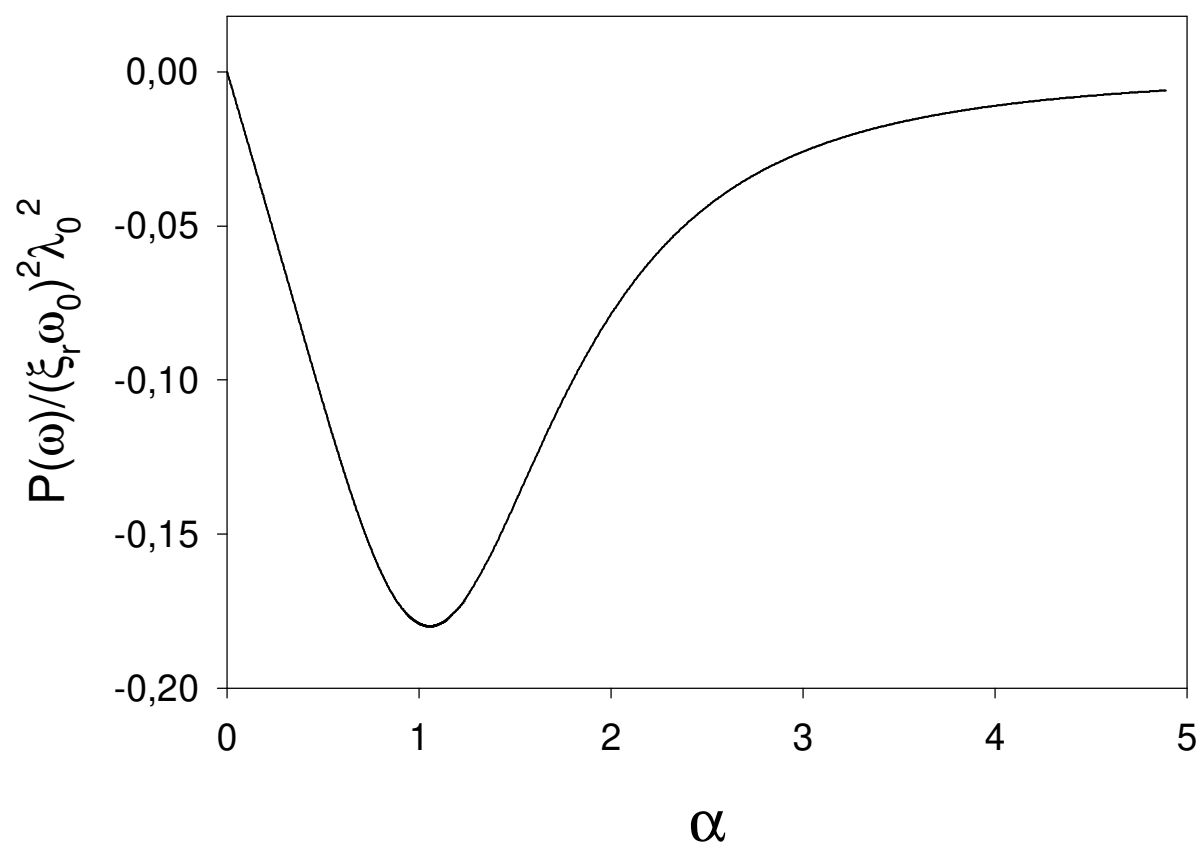


Fig. 3

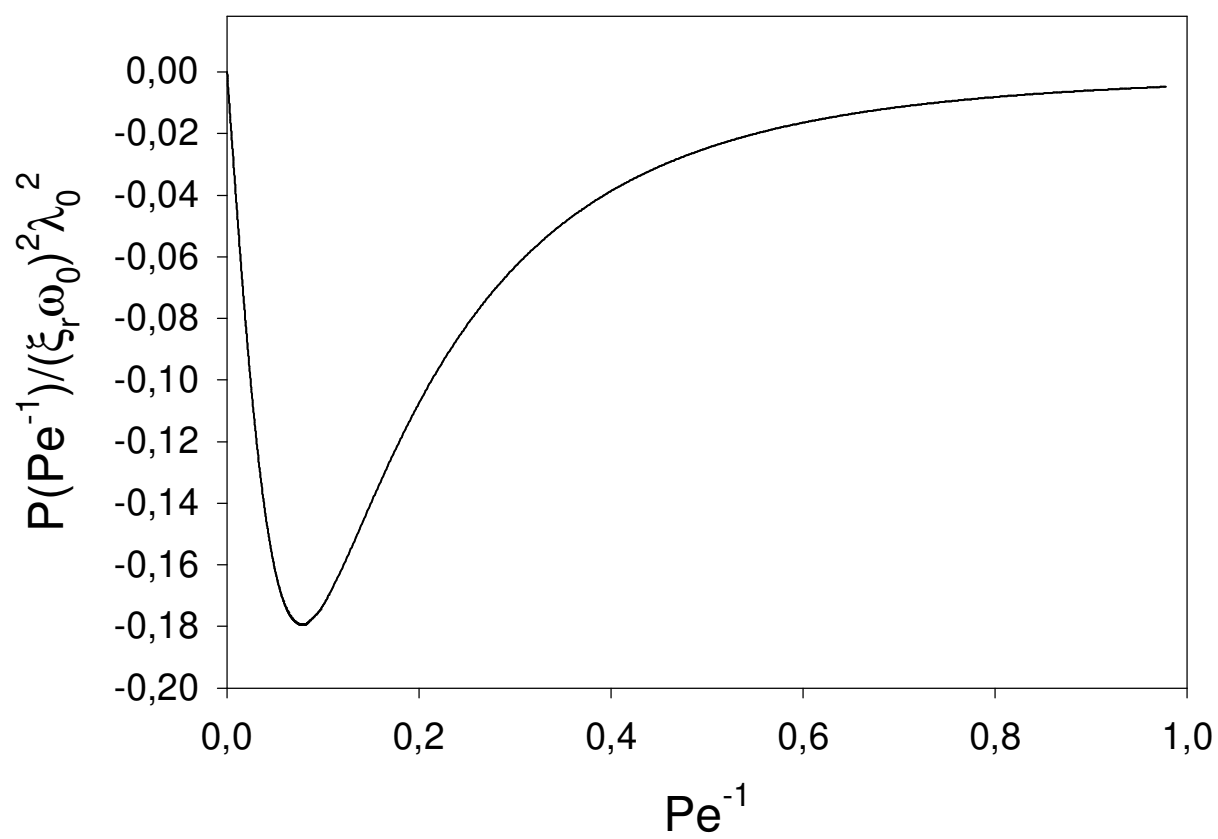


Fig. 4

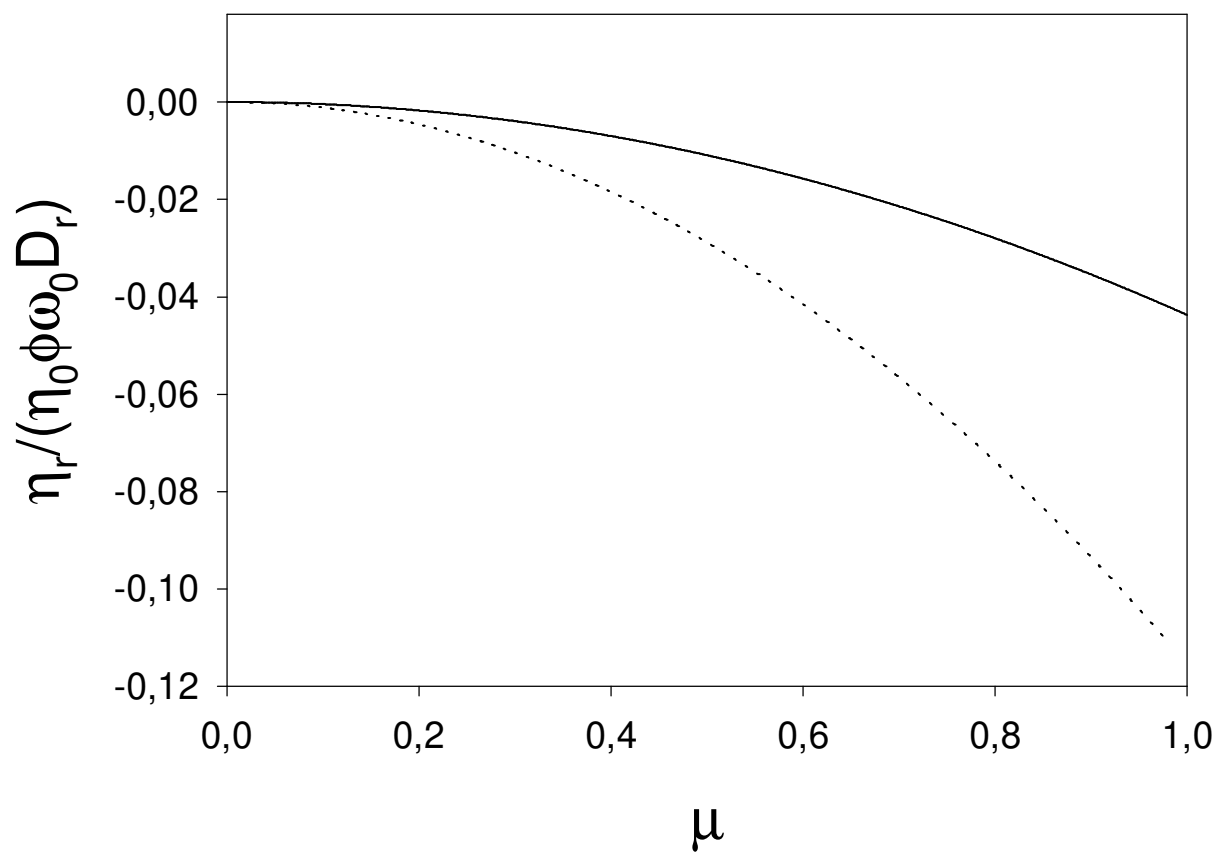


Fig. 5

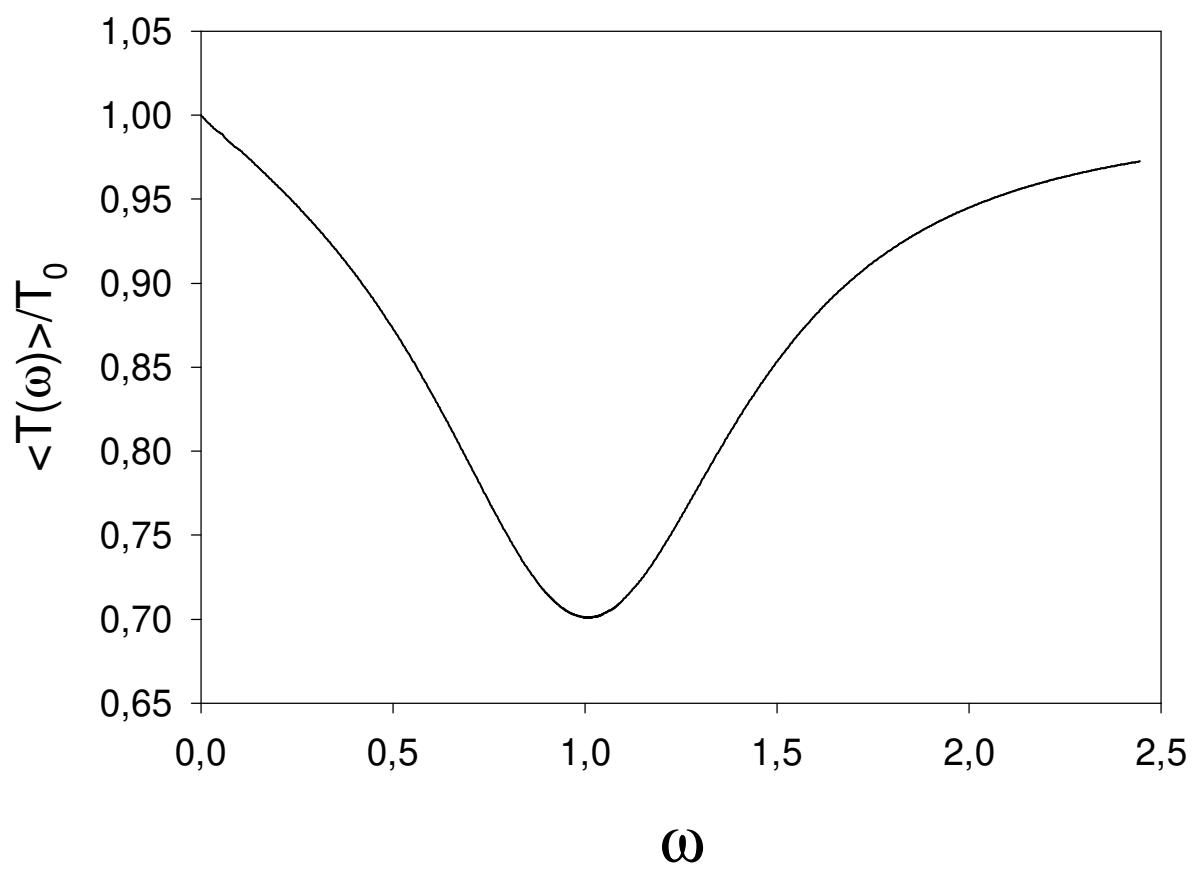


Fig. 6

