

Decoherence and the Thouless Crossover in One-Dimensional Conductors

Yu. B. Khavin and M. E. Gershenson
*Rutgers University, Serin Physics Laboratory,
 Piscataway, NJ 08854-8019*

A.L. Bogdanov
*Lund University, Department of Solid State Physics,
 Nanometer Science Consortium, S-221 00 Lund, Sweden
 (May 11, 2018)*

The temperature and magnetic-field dependences of the resistance of one-dimensional (1D) conductors have been studied in the vicinity of the Thouless crossover. We find that on the weak localization (WL) side of the crossover, these dependences are consistent with the theory of quantum corrections to the resistance, and the phase breaking is due to the quasi-elastic electron-electron interactions (the Nyquist noise). The temperature dependence of the phase coherence time τ_φ does not saturate, and the quasiparticle states remain well defined over the whole WL temperature range. This fact, as well as observation of the Thouless crossover in 1D samples, argues against the idea of intrinsic decoherence by zero-point fluctuations of the electrons (Mohanty *et al.*, Phys.Rev.Lett. **78**, 3366 (1997)). We believe that frequently observed saturation of $\tau_\varphi(T)$ is caused by the external microwave noise.

Recently intrinsic decoherence in disordered conductors has been proposed [1]. It has been noted that many distinct experiments indicate a saturation of the phase coherence length L_φ at low temperatures. The authors of Ref. [1] suggested that this saturation is due to zero-point fluctuations of the electrons.

In this Letter, we present new data on the temperature dependence of L_φ in one-dimensional (1D) conductors in the vicinity of the Thouless crossover. The experimental values of L_φ are very well described by the theory of decoherence due to the quasi-elastic electron-electron scattering [2]. The temperature dependence of L_φ does not saturate down to the crossover temperature, and the maximum experimental values of the phase coherence time τ_φ exceed the limit suggested in [1] by a factor of 50. This fact, as well as previously reported observation of the temperature-driven Thouless crossover in these samples [3–5], *contradicts* the idea of decoherence by the zero-point fluctuations of the electromagnetic environment. We attribute the frequently observed saturation of L_φ to the phase breaking due to the *external* high-frequency noise [6]. Our samples are much less "sensitive" to the noise-induced decoherence because of a very high resistance, by a factor of $\sim 10^4$ greater than that for the Au wires studied in [1].

The temperature and magnetic field dependences of the resistance have been measured for sub-micron-wide "wires" fabricated from the δ -doped GaAs structures. Similar structures have been used to study the crossover from weak localization (WL) to strong localization (SL) in 1D conductors [3–5]. A single δ -doped layer with concentration of Si donors $N_D = 5 \times 10^{12} \text{cm}^{-2}$ is $0.1 \mu\text{m}$ beneath the surface of an undoped GaAs. The 1D wires were fabricated by electron beam lithography and deep

ion etching. The samples consist of up to 500 wires connected in parallel; the length L of each wire is $500 \mu\text{m}$. A 50-nm -thin silver film deposited on top of the structure was used as a "gate" electrode: the electron concentration n and the resistance of the samples can be "tuned" by varying the gate voltage V_g (for more details, see [5]).

We discuss the results for a typical sample consisting of 360 wires of effective width $W = 0.05 \mu\text{m}$. The values of W , obtained from the sample resistance, are in accord with the estimate of W from the analysis of the WL magnetoresistance; it has been also verified that W does not depend on V_g [5]. Parameters of the sample at three different values of V_g are listed in Table 1. The mean free path of electrons l increases with n from 17 nm to 58 nm ($k_F l \approx 6 \div 30$, where k_F is the Fermi wave number). A relatively high concentration of carriers ensures that the number of occupied 1D sub-bands N is large (~ 10), and the localization length $\xi \sim Nl$ is much greater than l . Two-dimensional expressions for the diffusion constant D and the density of states ν are used because the broadening of energy levels due to the elastic scattering is greater than the spacing between the 1D sub-bands.

Table 1

V_g, V	n $\times 10^{-12} \text{cm}^{-2}$	$D(10\text{K})$ cm^2/s	$\xi, \mu\text{m}$	$T_0(H=0)$ K
+0.7	4	250	1.1	0.7
0	2.7	90	0.35	2.2
-0.35	2	52	0.15	4.6

The temperature dependences of the resistance for different V_g are shown in Fig. 1. As it will be shown below, behavior of $R(T)$ at high temperatures is consistent with the theory of quantum corrections to the resistance (for

a review, see [7]). The crossover from weak to strong localization emerges with decreasing the temperature. The activation-type temperature dependence of the resistance has been observed on the SL side of the crossover [3–5]. The crossover temperature T_0 that corresponds to the hopping activation energy in the SL regime is shown in Fig. 1 with arrows.

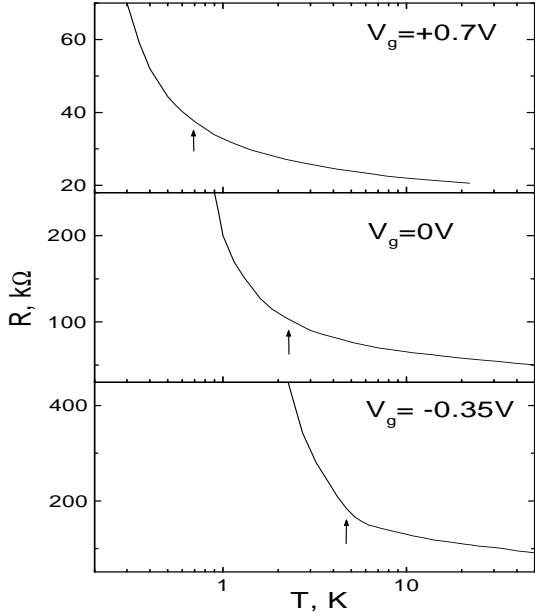


FIG. 1. Temperature dependences of the resistance at different V_g . The crossover temperatures T_0 are shown with arrows.

The phase coherence length L_φ has been estimated from the WL magnetoresistance. Experiments with 1D conductors [8–10] have demonstrated that phase breaking in 1D conductors at low temperatures is governed by the quasi-elastic electron-electron collisions, which is equivalent to decoherence by the equilibrium Nyquist-Johnson noise [2]. The procedure of extraction of L_φ from the WL magnetoresistance in this case has been described in detail in [10]. The high-temperature ($T > T_0$) magnetoresistance has been fitted with the magnetic field dependence of the 1D WL correction to the resistance [2,7]:

$$\frac{R(H)-R(0)}{R(0)} = \sqrt{2} \frac{e^2}{\pi \hbar \sigma_1} L_\varphi f \left[2 \left(\frac{L_\varphi}{L_{\varphi 0}(H)} \right)^2 \right], \quad (1)$$

$$f(x) = -\frac{Ai(x)}{Ai'(x)}.$$

Here σ_1 is the inverse resistance of a wire per unit length ($\sigma_1 = L/R(0)N$ for N wires of the length L connected in parallel), $Ai(x)$ is the Airy function. The phase coherence length $L_\varphi = \sqrt{D\tau_\varphi}$ in Eq.1 is determined by the Nyquist time τ_φ [2]. The length $L_{\varphi 0}(H) = \sqrt{D\tau_{\varphi 0}(H)}$ combines phase breaking due to the magnetic field (τ_H) and the *strongly-inelastic* scattering ($\tau_{\varphi 0}$): $\tau_{\varphi 0}(H)^{-1} =$

$\tau_{\varphi 0}^{-1} + \tau_H^{-1}$. It is noteworthy that Eq.1 differs from the expression for the 1D WL magnetoresistance [11] which is valid only for the *strongly-inelastic* phase breaking. The latter expression for the 1D WL magnetoresistance, which is often used for fitting the experimental data (see, e.g. [1,8,9]), does not hold if the *quasi-elastic* Nyquist phase breaking is the dominant decoherence mechanism.

For a "diffusive" ($W \gg l$) 1D wire in a perpendicular magnetic field [11],

$$\tau_H = \frac{12L_H^4}{DW^2}, \quad (2)$$

where $L_H = \sqrt{\hbar c/2eH}$ is the magnetic length. However, if $W \leq l$, τ_H is larger than the estimate (2) due to the flux cancellation effect [12,13]. Numerical calculations [13] show that τ_H exceeds the estimate (2) by factor 2.5 at $l = W$ (this case corresponds to $V_g = 0.7$ V), by 1.2 at $l = 0.5W$ ($V_g = 0$ V), and the difference is negligible for $l = 0.3W$ ($V_g = -0.35$ V). The observed magnetore-

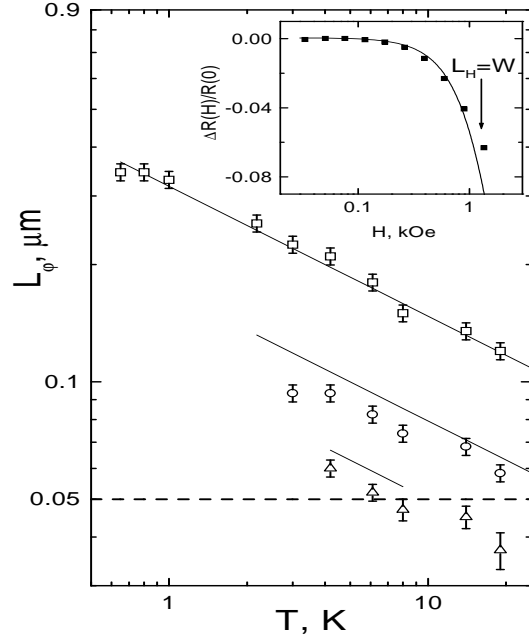


FIG. 2. The phase coherence length versus temperature at different V_g : \square - +0.7V; \circ - 0V; \triangle - -0.35V. Solid lines - Eq.3 calculated for a fixed $D = D(T \simeq 4T_0)$; the dashed line - Eq.6. The insert shows the magnetoresistance at $T = 8$ K, $V_g = 0$ V; the solid line - Eq.1.

sistance is well described by Eq.1 over the whole range of fields where the Eq.1 is applicable, $L_H > W$ (the insert in Fig.2). For the samples studied, strongly-inelastic decoherence processes can be neglected at $T < 30$ K [$L_\varphi \ll L_{\varphi 0}(H = 0)$], and the *only* fitting parameter is the Nyquist length L_φ . The temperature dependences of L_φ (Fig. 2) are in a good agreement with the theoretical result [2,7]:

$$L_\varphi(T) = \left(\frac{\hbar^2 D \sigma_1}{\sqrt{2} e^2 k_B T} \right)^{1/3} \propto T^{-1/3} \quad (3)$$

over the whole temperature range that corresponds to the WL regime. The dependences (3) (solid lines in Fig.2) are extended down to the crossover temperature.

As T approaches T_0 , the dependence $L_\varphi(T)$ is flattened out. For all the samples studied, L_φ at the crossover temperature is 2-3 times smaller than the 1D localization length $\xi = \pi \hbar \sigma_1 / e^2$. The scaling theory of localization [14] predicts that the crossover occurs when L_φ becomes comparable with ξ . However, one should not expect to observe the exact equality $L_\varphi = \xi$ at T_0 , because the crossover is due to *both* localization and interaction effects. The resistance of a wire segment of a length of ξ for this sample is $\sim 20 \text{ k}\Omega$ at $T = T_0$, which is also consistent with the quantum resistance h/e^2 expected at the crossover [14].

The temperature dependences of the resistance in the WL regime are also well described by the theory of quantum corrections. Figure 3 shows $R(T)$ for $V_g = +0.7V$ in two cases: *a)* at $H = 0$, when both localization and interaction effects contribute to $R(T)$, and *b)* at $H = 17 \text{ kOe}$, when the temperature dependence of the WL correction is completely suppressed ($L_H < l$). The theoretical expression for $R(T)$ due to the *first-order* quantum corrections can be written for $H = 0$ as follows [7]:

$$\frac{R(T) - R_0}{R_0} = \frac{e^2}{\pi^2 \hbar \sigma_1} \left[\sqrt{2} \pi \cdot 1.37 L_\varphi(T) + 4.91 \alpha L_T(T) \right]. \quad (4)$$

The first term in the square brackets is the asymptotic form of the WL correction (for our samples $L_\varphi \ll L_{\varphi 0}(H = 0)$ at $T < 30 \text{ K}$, and $f(x) \approx 1.37$ in Eq.1), the second term is the interaction correction, $L_T = \sqrt{\hbar D / k_B T}$ is the thermal length. Two parameters have been used for fitting the experimental data at $H = 0$: $R_0 = 16.5 \text{ k}\Omega$ and the screening factor $\alpha = 0.37$. In strong fields, only the interaction term in Eq.4 with the same value of α has been used for fitting $R(T)$ [7]: we do not expect modification of α in this magnetic field because the Zeeman splitting $g \mu_B H \ll k_B T$ at $T > 1 \text{ K}$ (g -factor is ~ 0.4 for the conduction band in GaAs). The best agreement with experiment at $H = 17 \text{ kOe}$ was obtained with a larger $R_0 = 17.5 \text{ k}\Omega$. We believe that the increase of R_0 is due to the classical positive magnetoresistance: $(\omega_c \tau)^2 = 0.1$ at $H = 17 \text{ kOe}$ (ω_c is the cyclotron frequency, τ is the elastic scattering time).

An excellent agreement with the theory of quantum corrections is observed down to $T \approx 3T_0$; at lower temperatures, the higher-order terms of both localization and interaction contributions to $R(T)$ must be taken into account. As it has been shown earlier [3], the shift of the Thouless crossover toward lower temperatures in strong

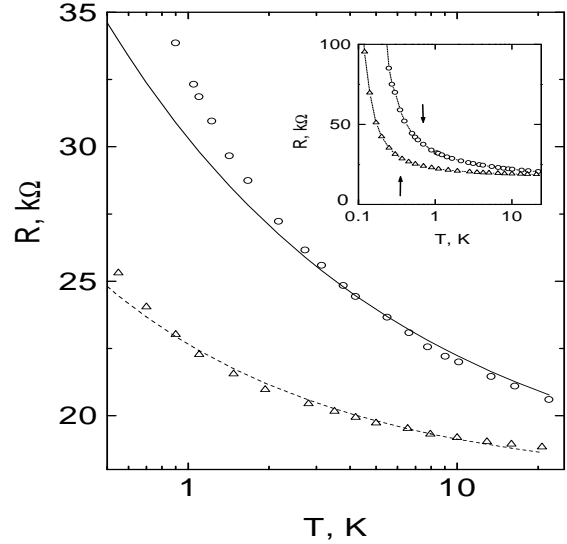


FIG. 3. $R(T)$ at $V_g = +0.7V$ for $H = 0$ (\circ) and $H = 17 \text{ kOe}$ (\triangle). The solid and dashed curves are the theoretical fits (see the text). The insert shows the same dependences over a larger T range; the crossover temperature T_0 is shown by arrows. The solid curves in the insert are guides to the eye.

magnetic fields ($L_H \ll \sqrt{\xi W}$) is accompanied with *doubling* of the localization length [15], and *halving* of the hopping activation energy in the SL regime.

The observed dependences $L_\varphi(T)$ *oppose* the idea of the decoherence due to zero-point fluctuations of the electrons. Indeed, the following expression for the "cut-off" decoherence time τ_0 has been obtained for a 1D wire fabricated from a two-dimensional electron gas (2DEG) [1]:

$$\tau_0 = \left(\frac{\pi \hbar^2}{m^*} \cdot \frac{\sigma_1}{e^2 D^{3/2}} \right)^2, \quad (5)$$

where m^* is the effective electron mass. The corresponding length scale L_0 *coincides* with the width of the wire:

$$L_0 = (D \tau_0)^{1/2} = \frac{\sigma_1 W}{e^2 \nu_{1D} D} = W. \quad (6)$$

Here $\nu_{1D} = m^* W / \pi \hbar^2$ is the 1D density of electron states. The existence of the "cut-off" phase coherence length $L_0 = W$ would imply that *a)* narrow channels fabricated from 2DEG *cannot* demonstrate 1D quantum corrections to the conductivity, and *b)* the localization-induced crossover *should not* be observed in such channels (in this case L_φ is always much smaller than $\xi \gg W$). This would also preclude observation of the *interaction-driven* 1D crossover with decreasing the temperature. Indeed, as soon as τ_φ approaches τ_0 , the broadening of the electron energy levels, \hbar / τ_φ , becomes temperature-independent. The Fermi-liquid description of quasiparticle states should also break down at $\hbar / \tau_0 > k_B T$.

Both consequences of Eq.6 contradict our data: we observe the Thouless crossover in 1D conductors with the ratio ξ/W as large as 16 [5], and the temperature dependence of L_φ does not saturate down to T_0 . The phase coherence length near the crossover exceeds the estimate (6) by a factor of ~ 7 for $V_g = 0.7$ V; hence τ_φ exceeds τ_0 by a factor of 50. Similar discrepancy between τ_φ and estimate (6) has been observed recently in Ref. [16].

What is the reason for frequently observed saturation of $L_\varphi(T)$? We believe that this saturation is due to phase breaking by the external microwave electromagnetic noise. The phase coherence is destroyed most efficiently by spectral components of this noise with the frequency $\omega \sim \tau_\varphi^{-1}$ [6,17]. The field amplitude E_φ , which is sufficient for phase breaking at the time scale $\sim \tau_\varphi$, can be estimated as $E_\varphi \simeq \hbar/eL_\varphi\tau_\varphi \propto \tau_\varphi^{-3/2}$ [6]. The electric field E_φ is a linear function of T for 1D conductors with the dominant Nyquist phase breaking. The following noise power is required for saturation of the $\tau_\varphi(T)$ dependence below some temperature T :

$$P_\varphi = \frac{(L \cdot E_\varphi)^2}{2R} = R \left(\frac{ek_B T}{\hbar} \right)^2. \quad (7)$$

This power is proportional to the total resistance R of a wire. The Nyquist time is very short ($< 5 \cdot 10^{-12}$ s) in our highly-resistive samples ($R(4K) \simeq 9M\Omega$ for a single wire at $V_g = 0.7V$). As a result, the noise power required for phase breaking at this time scale is rather large: $P_\varphi \sim 10^{-9} \div 10^{-8}W$. However, for 1D Au wires with much smaller $R \simeq 0.3 \div 1.8k\Omega$ [1], P_φ is only $1 \cdot 10^{-15} \div 1 \cdot 10^{-14}W$ at $T = 0.1K$. This P_φ is *smaller* than the power dissipated by the dc measuring current ($4 \cdot 10^{-14} \div 7 \cdot 10^{-13}W$), which has been experimentally proven not to heat the Au wires down to $T = 40mK$ [18]. As it is shown in Ref. [19], balancing of the incoming microwave power P_φ by the outgoing power due to the hot-electron outdiffusion into the "cold" leads should result in a *negligible* rise of the electron temperature for any 1D conductor with $R \ll \hbar/e^2 = 25.8k\Omega$. In this situation, the microwave noise can efficiently *destroy* the phase coherence of the electron wavefunction *without* heating the electron gas. This explains why a well-pronounced temperature dependence of the resistance (due to the interaction effects) has been observed at temperatures where the dependence $L_\varphi(T)$ was already completely saturated [1].

To summarize, we show that both the temperature and magnetic field dependences of the resistance of 1D conductors are well described by the theory of weak localization and interaction effects on the "metallic" side of the Thouless crossover. The observed temperature dependence of the phase coherence length is consistent with the Nyquist decoherence mechanism [2] and does not saturate down to the crossover temperature T_0 . Our data

indicate that the quasiparticle description holds over the *whole* WL temperature range. In the vicinity of T_0 , the experimental values of τ_φ exceed τ_0 by a factor of 50. This fact, as well as observation of the Thouless crossover in our 1D samples, *argues against* the idea of decoherence by zero-point fluctuations of the electrons [1]. Frequently observed low-temperature saturation of the $L_\varphi(T)$ dependence can be attributed to decoherence due to the external electromagnetic noise.

It is our pleasure to thank B. L. Altshuler and I. L. Aleiner for illuminating discussions. We are grateful to B. K. Medvedev for fabrication of the δ -doped layers.

-
- [1] P. Mohanty, E. M. Q. Jariwala, and R. A. Webb, Phys.Rev.Lett. **78**, 3366 (1997); P. Mohanty and R. A. Webb, Phys.Rev. B **55**, R 13452 (1997).
 - [2] B. L. Altshuler, A. G. Aronov, and D. E. Khmelnitskii, J.Phys. C **15**, 7357 (1982).
 - [3] M. E. Gershenson, Yu. B. Khavin, A. G. Mikhalechuk, H. M. Bozler, and A. L. Bogdanov, Phys.Rev.Lett. **79**, 725 (1997).
 - [4] M. E. Gershenson, Yu. B. Khavin, and A. L. Bogdanov, Sov.Phys.-Uspekhi **168**, 200 (1998).
 - [5] Yu. B. Khavin, M. E. Gershenson, and A. L. Bogdanov, cond-mat/9805243.
 - [6] B. L. Altshuler, A. G. Aronov, and D. E. Khmelnitskii, Solid State Commun. **39**, 619 (1981).
 - [7] B. L. Altshuler and A. G. Aronov, in *Electron-Electron Interactions in Disordered Systems*, eds. M. Pollak and A. L. Efros (North Holland, 1985) p.1.
 - [8] T. J. Thornton, M. Pepper, H. Ahmed, D. Andrews, and G. J. Davies, Phys.Rev.Lett. **56**, 1198 (1986).
 - [9] S. Wind, M. J. Rooks, V. Chandrasekhar, and D. E. Prober, Phys.Rev.Lett. **57**, 633 (1986).
 - [10] P. M. Echternach, M. E. Gershenson, H. M. Bozler, A. L. Bogdanov, and B. Nilsson, Phys.Rev. B **48**, 11516 (1993).
 - [11] B. L. Altshuler and A. G. Aronov, Sov.Phys. - JETP Lett. **33**, 499 (1981).
 - [12] V. K. Dugaev and D. E. Khmelnitskii, Sov.Phys. - JETP **59**, 1038 (1984).
 - [13] C. W. J. Beenakker and H. van Houten, Phys.Rev. B **38**, 3232 (1988).
 - [14] D. J. Thouless, Phys.Rev.Lett. **39**, 1167 (1977).
 - [15] K. B. Efetov and A. I. Larkin, Sov.Phys.-JETP **58**, 444 (1983); O. N. Dorokhov, Sov.Phys.-JETP **58**, 606 (1983).
 - [16] H. Linke, P. Omling, H. Xu, and P. E. Lindelof, Phys.Rev. B **55**, 4061 (1997).
 - [17] S. A. Vitkalov *et al.*, Sov.Phys. - JETP Lett. **43**, 185 (1986); S. Wang and P. E. Lindelof, Phys.Rev.Lett. **59**, 1156 (1987).
 - [18] We are grateful to R.A.Webb for making these data available to us.
 - [19] B. L. Altshuler, M. E. Gershenson, and A. L. Aleiner, cond-mat/9803125.