

# The stochastic traveling salesman problem: Finite size scaling and the cavity prediction

Allon G. Percus

CIC-3 and Center for Nonlinear Studies, MS-B258

Los Alamos National Laboratory

Los Alamos, NM 87545, USA

E-mail: percus@lanl.gov

and

Olivier C. Martin

Division de Physique Théorique

Institut de Physique Nucléaire, Université Paris-Sud

F-91406 Orsay Cedex, France

E-mail: martino@ipno.in2p3.fr

## Abstract

We study the random link traveling salesman problem, where lengths  $l_{ij}$  between city  $i$  and city  $j$  ( $i < j$ ) are taken to be independent, identically distributed random variables. We discuss a theoretical approach, the cavity method, that has been proposed for finding the optimal tour length over this random ensemble, given the assumption of replica symmetry. Using finite size scaling and a renormalized model, we test the cavity predictions against the results of simulations, and find excellent agreement over a range of distributions. We thus provide numerical evidence that the replica symmetric solution to this problem is the correct one. Finally, we note a surprising result concerning the distribution of  $k$ th-nearest neighbor links in optimal tours, and invite a theoretical understanding of this phenomenon.

Key words: disordered systems, combinatorial optimization, replica symmetry

Submitted to *Journal of Statistical Physics*, February 1998

# 1 Introduction

Over the past 15 years, the study of the traveling salesman problem (TSP) from the point of view of statistical physics has been gaining added currency, as theoreticians have improved their understanding of the links between combinatorial optimization and disordered systems. The TSP may be stated as follows: given  $N$  sites (or “cities”), find the total length  $L$  of the shortest closed path (“tour”) passing through all cities exactly once. In the stochastic TSP, the matrix of distances separating pairs of cities is drawn randomly from an ensemble. The ensemble that has received the most attention in the physics community is the *random link* case, where the individual lengths  $l_{ij}$  between city  $i$  and city  $j$  ( $i < j$ ) are taken to be independent random variables, all identically distributed according to some  $\rho(l)$ . The idea of looking at this random link ensemble, rather than the more traditional “random point” ensemble with cities distributed uniformly in Euclidean space, originated with an attempt by Kirkpatrick and Toulouse [1] to find a version of the TSP resembling the earlier Sherrington-Kirkpatrick (SK) model [2] for spin glasses.

The great advantage of working with the random link TSP, rather than the (random point) Euclidean TSP, is that it then becomes realistic to hope for an analytical solution. One particular breakthrough occurred with the idea, first formulated by Mézard and Parisi [3] and later developed by Krauth and Mézard [4], that the random link TSP could be solved using the *cavity method*, an approach inspired by work on spin glasses. This method is based on assumptions pertaining to properties of the system under certain limiting conditions. The most important of these assumptions is that of replica symmetry; although in the case of spin glasses, replica symmetry is violated [5], for the TSP there are various grounds for at least *suspecting* that replica symmetry holds [6, 4]. The cavity solution then leads to a system of integral equations that can be solved — numerically at least — to give a prediction of the optimal tour length  $L$  in the many-city limit  $N \rightarrow \infty$ .

In a previous article [7], we have taken the random link distribution  $\rho(l)$  to match that of the distribution of individual city-to-city distances in the Euclidean case, and used the random link TSP as a *random link approximation* to the Euclidean TSP. The approximation may seem crude, since it neglects all correlations between Euclidean distances, such as the triangle inequality. Nevertheless, it gives remarkably good results. For the  $d$ -dimensional Euclidean case in  $d = 2$  and  $d = 3$ , a numerical solution of the (random link) cavity equations predicts large  $N$  optimal lengths within 2% of the values obtained from direct (Euclidean) simulation. In the limit  $d \rightarrow \infty$ , this gap shows all signs of disappearing. The random link problem, and its cavity prediction, is thus more closely related to the Euclidean problem than one might expect.

The random link TSP is also interesting in itself. Little numerical work has accompanied the analytical progress made — a shortcoming made all the more troubling by the uncertainties surrounding the cavity method’s assumptions. In this paper we attempt to redress the imbalance, providing first of all a numerical study of the finite size scaling of the random link optimal tour length, and second of all, empirical arguments suggesting that the cavity solution is in fact the correct one. In the process, our numerics reveal some remarkable properties concerning the frequencies with which cities are connected to their  $k$ th-nearest neighbor in optimal tours; we invite a theoretical explanation of these properties.

## 2 Background and the cavity method

In an attempt to apply tools from statistical mechanics to optimization problems, Kirkpatrick and Toulouse [1] introduced a particularly simple case of the random link TSP. The distribution of link lengths  $l_{ij}$  was taken to be uniform, so that  $\rho(l)$  is constant over a fixed interval. In light of the random link approximation, one may think of this as corresponding, at large  $N$ , to the 1-D Euclidean case. (When cities are randomly and uniformly distributed on a line segment, the distribution of lengths between pairs is uniform.) Although the 1-D Euclidean case is trivial — particularly if we adopt periodic boundary conditions, in which case the optimal tour length is simply the length of the line segment — the corresponding random link problem is far from trivial.

The simulations performed by Kirkpatrick and Toulouse suggested a random link optimal

tour length value of  $L_{RL} \approx 1.045$  in the  $N \rightarrow \infty$  limit.<sup>1</sup> Mézard and Parisi [8] attempted to improve both upon this estimate and upon the theory by using replica techniques often employed in spin glass problems (for a discussion of the replica method in this context, see [5]). This approach allowed them to obtain, via a saddle point approximation, many orders of the high-temperature expansion for the internal energy. They then extrapolated down to zero temperature — corresponding to the global TSP optimum — finding  $L_{RL} = 1.04 \pm 0.015$ . This analysis, like that of Kirkpatrick and Toulouse, was carried out only for the case of constant  $\rho(l)$ .

Given the difficulties of pushing the replica method further, Mézard and Parisi then tried a different but related approach known as the *cavity* method [3]. This uses a mean-field approximation which, in the case of spin glasses, gives the same result as the replica method in the thermodynamic limit ( $N \rightarrow \infty$ ). Let us outline what is involved in the cavity method, indicating clearly the assumptions made in the case of the TSP.

Both the replica and the cavity methods involve a representation of the partition function originally developed in the context of polymer theory [9, 10]. The approach consists of mapping the TSP onto an  $m$ -component spin system, writing down the partition function at temperature  $T$ , and then taking the limit  $m \rightarrow 0$ . More explicitly, consider  $N$  spins  $\mathbf{S}_i$ ,  $i = 1, \dots, N$  (corresponding to the  $N$  cities), where each spin  $\mathbf{S}_i$  has  $m$  components  $S_i^\alpha$ ,  $\alpha = 1, \dots, m$ , and where  $\mathbf{S}_i \cdot \mathbf{S}_i = m$  for all  $i$ . The partition function is defined, in terms of a parameter  $\omega$ , as

$$Z = \int d\mu\{\mathbf{S}\} \exp(\omega \sum_{i < j} R_{ij} \mathbf{S}_i \cdot \mathbf{S}_j) \quad (1)$$

$$= \int d\mu\{\mathbf{S}\} \left[ 1 + \omega \sum_{i < j} R_{ij} (\mathbf{S}_i \cdot \mathbf{S}_j) + \frac{\omega^2}{2!} \sum_{\substack{i < j \\ k < l}} R_{ij} R_{kl} (\mathbf{S}_i \cdot \mathbf{S}_j) (\mathbf{S}_k \cdot \mathbf{S}_l) + \dots \right] \quad (2)$$

where  $\int d\mu\{\mathbf{S}\}$  denotes an integral over all possible spin values (each spin lies on the surface of an  $m$ -dimensional sphere, normalized to 1 for convenience), and  $R_{ij}$  is related to the length  $l_{ij}$  between city  $i$  and city  $j$  as  $R_{ij} \equiv e^{-N^{1/d} l_{ij}/T}$ . Now employ a classic diagrammatic

---

<sup>1</sup>Here we work in units where the line segment is taken to have unit length, and in order to match the normalized 1-D Euclidean distribution, we let  $\rho(l) = 2$  on  $[0, 1/2)$ . The 1-D Euclidean value, for comparison, would thus be  $L_E = 1$ . Kirkpatrick and Toulouse, among others, choose instead  $\rho(l) = 1$  on  $[0, 1)$ , contributing an additional factor of 2 in  $L_{RL}$  which we omit when quoting their results.

argument: let each spin product  $(\mathbf{S}_p \cdot \mathbf{S}_q)$  appearing in the series be represented by an edge in a graph whose vertices are the  $N$  cities. The first-order terms  $(\omega)$  will consist of one-edge diagrams, the second-order terms  $(\omega^2)$  will consist of two-edge diagrams, and so on. What then happens when we integrate over all spin configurations? If there is a spin  $\mathbf{S}_p$  which occurs only once in a given diagram, i.e., it is an endpoint, the spherical symmetry of  $\mathbf{S}_p$  will cause the whole expression to vanish. The non-vanishing summation terms in (2) therefore correspond only to “closed” diagrams, where there is at least one loop. It may furthermore be shown that in performing the integration, any one of these closed diagrams will contribute a factor  $m$  for every loop present in the diagram [10]. If we then consider  $(Z-1)/m$  and take the limit  $m \rightarrow 0$ , it is clear that only diagrams with a single loop will remain. Furthermore, since any closed diagram with more than  $N$  links must necessarily contain more than one loop, only diagrams up to order  $\omega^N$  will remain. Finally, take the limit  $\omega \rightarrow \infty$ . The term that will then dominate in (2) is the order  $\omega^N$  term which, being a single loop diagram, represents precisely a closed tour passing through all  $N$  cities. We may write it without the combinatorial factor  $N!$  by expressing it as a sum over ordered pairs in the tour, and we thus find:

$$\lim_{\substack{m \rightarrow 0 \\ \omega \rightarrow \infty}} \frac{Z-1}{m\omega^N} = \sum_{\substack{N\text{-link single loops} \\ (i_1, i_2, \dots, i_N)}} R_{i_1 i_2} R_{i_2 i_3} \cdots R_{i_{N-1} i_N} R_{i_N i_1} \quad (3)$$

$$= \sum_{N\text{-city tours}} e^{-N^{1/d} L/T} \quad (4)$$

where  $L$  is the total tour length. We thus obtain exactly the partition function for the traveling salesman problem, with the correct canonical ensemble Boltzmann weights, using the tour length as the energy to be minimized (up to a factor  $N^{1/d}$ , necessary for the energy to be extensive). Since all spin couplings are ferromagnetic, we expect to find the system in an ordered state; without loss of generality, we will take the spontaneous magnetization to be along component 1. (This may be imposed, for instance, by applying an infinitesimal field in that direction.)

Now add an additional  $(N+1)$ th spin to the system; this spin acquires a spontaneous magnetization  $\langle S_{N+1}^1 \rangle$ . The cavity method consists of expressing  $\langle S_{N+1}^1 \rangle$  in terms of what the other  $\langle S_i^1 \rangle$ 's would be in the absence of site  $N+1$ , hence the notion of a “cavity”. In order to do this, two important assumptions are made. First of all, we assume that there is one single

equilibrium state. That is to say, at all temperatures a unique thermodynamic limit exists. This assumption is known as replica symmetry: if several “copies” of the system are allowed to develop, they all reach the same equilibrium state.<sup>2</sup> The notion of replica symmetry is central to the study of disordered systems. Replica symmetry is known to be broken in spin glasses; if one uses, for instance, the replica symmetric solution of the SK model, one finds a ground state energy prediction that is inaccurate by about 5% [5]. However, this does not mean that replica symmetry breaking occurs in *all* related problems of high complexity (the TSP and the spin glass both fall into the *NP-hard* class of computational complexity). Showing that the cavity solution correctly predicts macroscopic quantities for the random link TSP would suggest that the TSP, unlike a spin glass, does indeed exhibit replica symmetry.

The second important assumption on which the cavity method is based involves neglecting the correlations between spins  $\mathbf{S}_i, i = 1, \dots, N$ , when calculating  $\langle S_{N+1}^1 \rangle$ . The assumption is that at large  $N$ , the contributions due to these correlations are  $O(1/N)$  or less, so that when  $N \rightarrow \infty$  this sort of mean-field approximation is justified. Proceeding in this way, Mézard and Parisi obtain a recursion relation for  $\langle S_{N+1}^1 \rangle$  in terms of the other  $\langle S_i^1 \rangle$ ’s:

$$\langle S_{N+1}^1 \rangle = \frac{\sum_{i=1}^N R_{N+1,i} \langle S_i^1 \rangle}{\sum_{1 \leq i < j \leq N} R_{N+1,i} \langle S_i^1 \rangle R_{N+1,j} \langle S_j^1 \rangle}. \quad (5)$$

Furthermore, it may be seen from (1) and (3) that  $\langle \mathbf{S}_p \cdot \mathbf{S}_q \rangle$  is proportional to the mean occupation number  $\langle n_{pq} \rangle$  of the link. A relation for  $\langle n_{N+1,i} \rangle$  in terms of the  $\langle S_i^1 \rangle$ ’s may then be obtained much as in (5):

$$\langle n_{N+1,i} \rangle = R_{N+1,i} \langle S_{N+1}^1 \rangle \langle S_i^1 \rangle \frac{\sum_{j \neq i} R_{N+1,j} \langle S_j^1 \rangle}{\sum_{j=i}^N R_{N+1,j} \langle S_j^1 \rangle}. \quad (6)$$

The relations (5) and (6) have been derived for a single realization of the  $R_{ij}$ ’s. In the ensemble of instances, the thermal averages become random variables with a particular distribution. As far as (5) is concerned, we may treat the magnetizations  $\langle S_i^1 \rangle$  as independent identically distributed random variables. Requiring  $\langle S_{N+1}^1 \rangle$  to have the same distribution as the others imposes, for a given link length distribution  $\rho(l)$ , a unique self-consistent probability distribution of the magnetizations. From (6), one may then find the distribution of  $\langle n_{N+1,i} \rangle$ , and in turn the distribution  $\mathcal{P}(l)$  of link lengths  $l$  in the *optimal tour* (at  $N \rightarrow \infty$ ).

---

<sup>2</sup>A similar assumption was in fact used to obtain the replica solution given earlier.

Krauth and Mézard [4] carried out this calculation in the  $T \rightarrow 0$  limit, for  $\rho(l)$  corresponding to that of the  $d$ -dimensional Euclidean case, namely

$$\rho_d(l) = \frac{2\pi^{d/2}}{\Gamma(d/2)} l^{d-1}. \quad (7)$$

This distribution must of course be cut off at some finite  $l$  in order to be normalizable; precisely how this is done is unimportant, however, since only the behavior of  $\rho_d(l)$  at small  $l$  is relevant for the optimal tour in the  $N \rightarrow \infty$  limit.

The result of the calculation is

$$\begin{aligned} \mathcal{P}_d(l) &= N^{-1/d} \pi^{d/2} \frac{\Gamma(d/2 + 1)}{\Gamma(d + 1)} \frac{l^{d-1}}{2\Gamma(d)} \\ &\times \left( -\frac{\partial}{\partial l} \right) \int_{-\infty}^{+\infty} [1 + H_d(x)] e^{-H_d(x)} [1 + H_d(l - x)] e^{-H_d(l-x)} dx, \end{aligned} \quad (8)$$

where  $H_d(x)$  is the solution to the integral equation

$$H_d(x) = \pi^{d/2} \frac{\Gamma(d/2 + 1)}{\Gamma(d + 1)} \int_{-x}^{+\infty} \frac{(x + y)^{d-1}}{\Gamma(d)} [1 + H_d(y)] e^{-H_d(y)} dy. \quad (9)$$

From  $\mathcal{P}_d(l)$ , one may obtain the mean link length in the tour, and thus the cavity prediction  $L_{RL}^c$  for the total length of the tour. Introducing the large  $N$  asymptotic quantity  $\beta_{RL}(d) \equiv \lim_{N \rightarrow \infty} L_{RL}(N, d)/N^{1-1/d}$ , the cavity prediction  $\beta_{RL}^c(d)$  is then:

$$\begin{aligned} \beta_{RL}^c(d) &= \lim_{N \rightarrow \infty} N^{1/d} \int_0^{+\infty} l \mathcal{P}_d(l) dl \\ &= \frac{d}{2} \int_{-\infty}^{+\infty} H_d(x) [1 + H_d(x)] e^{-H_d(x)} dx. \end{aligned} \quad (10)$$

At  $d = 1$ , Krauth and Mézard solved these equations numerically, obtaining  $\beta_{RL}^c(1) = 1.0208\dots$ . It is difficult to compare this with Kirkpatrick's value of  $\beta_{RL}(1) \approx 1.045$  from direct simulations (as no error estimate exists for the latter quantity), however an analysis [11] of recent numerical results by Johnson *et al.* [12] gives  $\beta_{RL}(1) = 1.0209 \pm 0.0002$ , lending strong credence to the cavity value. Krauth and Mézard also performed a numerical study of  $\mathcal{P}_1(l)$ . They found the cavity predictions to be in good agreement with what they found in their own direct simulations. Further numerical evidence supporting the assumption of replica symmetry was found in an analysis, by Sourlas [6], of the low temperature statistical mechanics of the system. Thus, for the  $l_{ij}$  distribution at  $d = 1$ , there is good reason to

believe that the cavity assumptions are valid and that the resulting predictions are exact at large  $N$ , so that  $\beta_{RL}^c(1) = \beta_{RL}(1)$ .

The values of  $\beta_{RL}^c(d)$  at higher dimensions were given by the present authors in [13], and a large  $d$  power series solution for  $\beta_{RL}^c(d)$  was derived [14, 7]:

$$\beta_{RL}^c(d) = \sqrt{\frac{d}{2\pi e}} (\pi d)^{1/2d} \left[ 1 + \frac{2 - \ln 2 - 2\gamma}{d} + O\left(\frac{1}{d^2}\right) \right], \quad (11)$$

where  $\gamma$  represents Euler’s constant ( $\gamma = 0.57722\dots$ ). It would be nice, then, to have evidence that the cavity method is exact — that  $\beta_{RL}^c(d) = \beta_{RL}(d)$  — for *all*  $d$  and not just at  $d = 1$ . While certain arguments have been advanced in favor of this claim [5, 6], they have yet to be backed up by numerical evidence — as they have been, for instance, in a related combinatorial optimization problem known as the matching problem [15, 14]. We now turn to this task, considering first the  $d = 2$  case, and then a “renormalized” random link model enabling us to verify numerically the  $O(1/d)$  coefficient predicted in (11).

### 3 Numerical analysis: $d = 2$ case

We have implicitly been making the assumption so far, via our notation, that as  $N \rightarrow \infty$  the random variable  $L_{RL}(N, d)/N^{1-1/d}$  approaches a unique value  $\beta_{RL}(d)$  with probability 1. This is a property known as self-averaging. The analogous property has been shown for the Euclidean TSP at all dimensions [16]. For the random link TSP, however, the only case where a proof of self-averaging is known is in the  $d \rightarrow \infty$  limit, where a converging upper and lower bound give in fact the *exact* result [17]:

$$\beta_{RL}(d) = \sqrt{\frac{d}{2\pi e}} (\pi d)^{1/2d} \left[ 1 + O\left(\frac{1}{d}\right) \right]. \quad (12)$$

Comparing this with (11), we may already see that  $\beta_{RL}^c(d) \sim \beta_{RL}(d)$  when  $d \rightarrow \infty$ , and so the cavity prediction is correct in the infinite dimensional limit.

For finite  $d$ , however, it has not been shown analytically that  $\beta_{RL}(d)$  even exists. To some extent, the difficulty in proving this can be traced to the non-satisfaction of the triangle inequality. The reader acquainted with the self-averaging proof for the Euclidean TSP may see that the ideas used there are not applicable to the random link case; for instance, combining good subtours using simple insertions will not lead to near-optimal global tours,



making the problem particularly challenging. Let us therefore examine the distribution of  $d = 2$  optimum tour lengths using numerical simulations, in order to give empirical support for the assertion that the  $N \rightarrow \infty$  limit is well-defined.

The algorithmic procedures we use for simulations are identical to those we have used in an earlier study concerning the Euclidean TSP [7]; for details, the interested reader is referred to that article. Briefly stated, our optimization procedure involves using the LK and CLO local search heuristic algorithms [18, 19] where for each instance of the ensemble we run the heuristic over multiple random starts. LK is used for smaller values of  $N$  ( $N \leq 17$ ) and CLO, a more sophisticated method combining LK optimization with random jumps, for larger values of  $N$  ( $N = 30$  and  $N = 100$ ). Practitioners may note at this point that given the problems in obtaining near-optimal tours from near-optimal subtours in the random link TSP, local search methods would be expected to perform very poorly, leading to relative

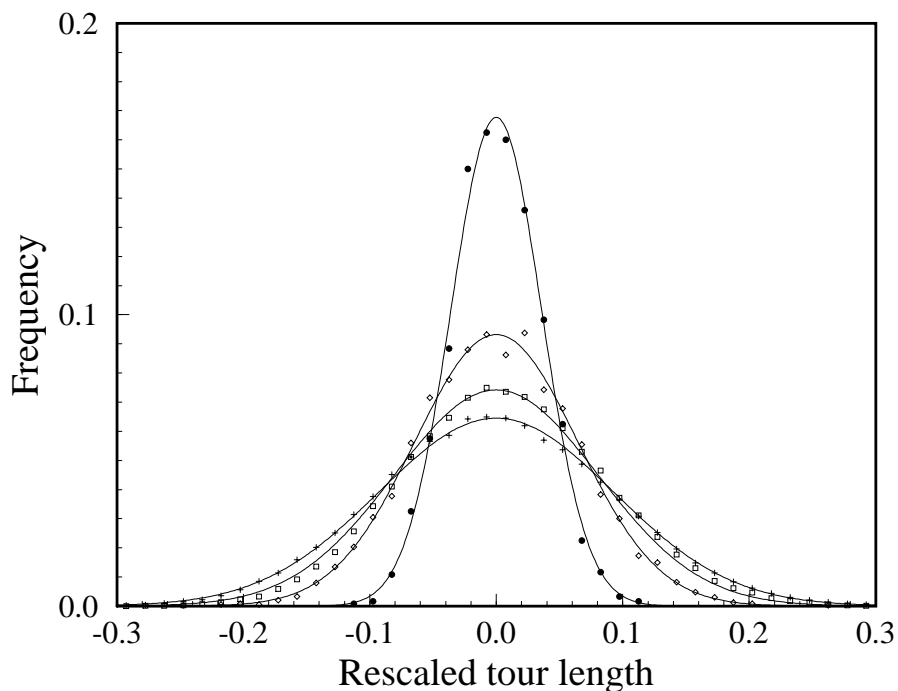


Figure 1: Distribution of 2-D random link rescaled tour length  $(L_{RL} - \langle L_{RL} \rangle) / \sqrt{N}$  for increasing values of  $N$ . Plus signs show  $N = 12$  (100,000 instances used), squares show  $N = 17$  (100,000 instances used), diamonds show  $N = 30$  (4,000 instances used), and dots show  $N = 100$  (1,200 instances used). Solid lines represent Gaussian fits for each value of  $N$  plotted.

excess lengths which diverge as  $N \rightarrow \infty$  and thus next to useless for a large  $N$  analysis. In the case of the LK heuristic, interestingly enough, the divergence appears to be no worse than logarithmic in  $N$  [20], presumably because of the “variable depth” search that LK conducts. There is, nevertheless, a certain probability that even over the course of multiple random starts, our heuristics will not find the true optimum of an instance. We estimate the associated systematic bias using a number of test instances, and adjust the number of random starts to keep this bias at least an order of magnitude below other sources of error discussed below. (At its maximum — occurring in the  $N = 100$  case — the systematic bias is estimated as under 1 part in 20,000.)

Following this numerical method, we see from our simulations (Figure 1) that the  $L_{RL}(N, 2)/\sqrt{N}$  distribution becomes increasingly sharply peaked for increasing  $N$ , thus approaching a well-defined limit  $\beta_{RL}(2)$ . Furthermore, the variance of  $L_{RL}(N, 2)$  remains relatively constant in  $N$  (see Table 1), indicating that the width  $\sigma$  for the distribution shown in the figure decreases as  $1/\sqrt{N}$ , strongly suggesting a Gaussian distribution. Similar results were found in our Euclidean study (albeit in that case with  $\sigma$  approximately half of its random link value). This is precisely the sort of behavior one would expect were the central limit theorem to be applicable.

Let us now consider the large  $N$  limit of  $L_{RL}(N, 2)/\sqrt{N}$ , as given by numerical simulations. In the Euclidean case, it has been observed that the finite size scaling law can be written in terms of a power series in  $1/N$ . We expect this same behavior in the random link

Table 1: Variance of the non-rescaled optimum tour length  $L_{RL}(N, 2)$  with increasing  $N$ .

$N$	$\sigma^2$	# instances used
12	0.3200	100,000
17	0.3578	100,000
30	0.3492	4,000
100	0.3490	1,200

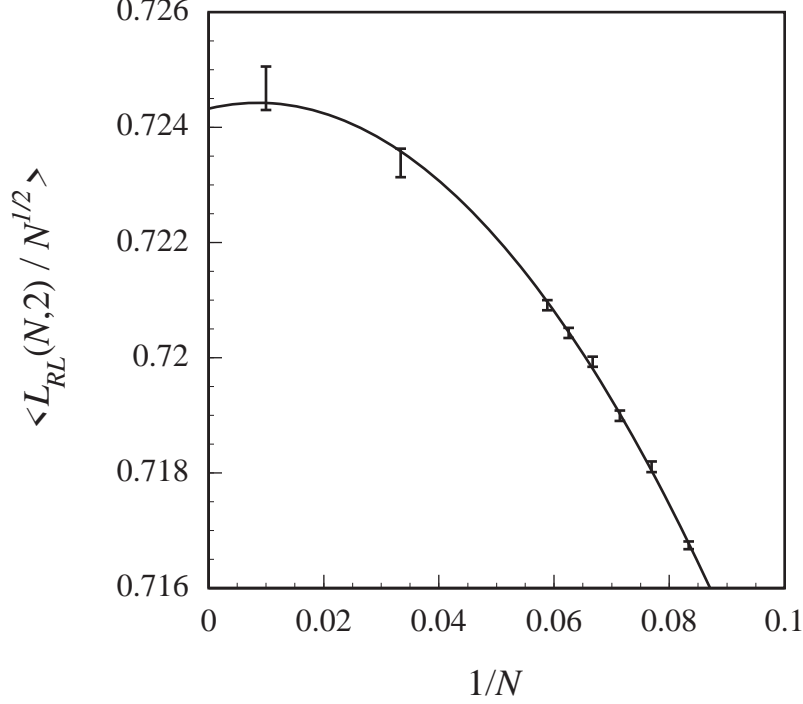


Figure 2: Finite size scaling of  $d = 2$  optimum. Best fit ( $\chi^2 = 4.46$ ) is given by:  $\langle L_{RL}(N,2) \rangle / N^{1/2} = 0.7243(1 + 0.0322/N - 1.886/N^2)$ . Error bars show one standard deviation (statistical error).

case, namely that the ensemble average  $\langle L_{RL}(N,2) \rangle$  satisfies

$$\langle L_{RL}(N,d) \rangle = \beta_{RL}(d) N^{1-1/d} \left[ 1 + \frac{A(d)}{N} + \dots \right]. \quad (13)$$

In order to obtain  $\langle L_{RL}(N,2) \rangle$  at a finite value of  $N$  from simulations, we average over a large number of instances to reduce the statistical error arising from instance-to-instance fluctuations. Figure 2 shows the results of this, with accompanying error bars, fitted to the expected finite size scaling law. The fit is a good one ( $\chi^2 = 4.46$  for 5 degrees of freedom) and gives an extrapolated value of  $\beta_{RL}(2) = 0.7243 \pm 0.0004$ . This is in superb agreement with the cavity result of  $\beta_{RL}^c(2) = 0.7251\dots$ . The relative discrepancy between the cavity prediction and our numerical estimate is approximately 0.1%, which is consistent with our statistical error bars; by comparison, recall that the error in the replica symmetric solution to the SK spin glass ground state energy is of the order of 5% [5].

Another quantity that Krauth and Mézard studied in their  $d = 1$  numerical investigation

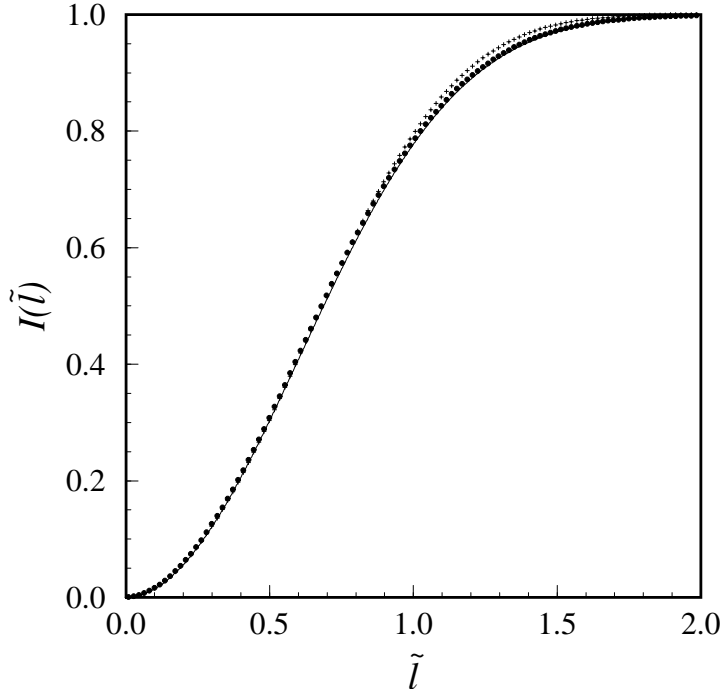


Figure 3: Integrated probability distribution of link lengths in the optimal tour, for  $d = 2$ , using rescaled length  $\tilde{l} = l\sqrt{N}$ . Plus signs represent  $N = 12$  simulation results, dots represent  $N = 100$  simulation results, and solid line represents cavity prediction.

[4] was the optimal tour link length distribution  $\mathcal{P}_d(l)$  given in (8). Let us consider  $\mathcal{P}_2(l)$ , and following their example, let us look specifically at the integrated distribution  $I_d(l) \equiv \int_0^l \mathcal{P}_d(l') dl'$ . The cavity result for  $I_d(l)$  can, like  $\beta_{RL}(d)$ , be computed numerically to arbitrary precision. In Figure 3 we compare this with the results of direct simulations, for  $d = 2$ , at increasing values of  $N$ . The improving agreement for increasing  $N$  (already within 2% at  $N = 100$ ) strongly suggests that the cavity solution gives the exact  $N \rightarrow \infty$  result.

Finally, it is of interest to consider one further quantity in the  $d = 2$  random link simulations, for which there is at present no corresponding cavity prediction: the frequencies of “neighborhoods” used in the optimal tour, that is, the proportion of links connecting nearest neighbors, 2nd-nearest neighbors, etc. Sourlas [6] has noted that in practice in the  $d = 1$  case, the frequency falls off rapidly with increasing neighborhood — suggesting that optimization heuristics could be improved by preferentially choosing links between very near neighbors. Our simulations show (see Figure 4) that for  $d = 2$  the decrease is astonishingly

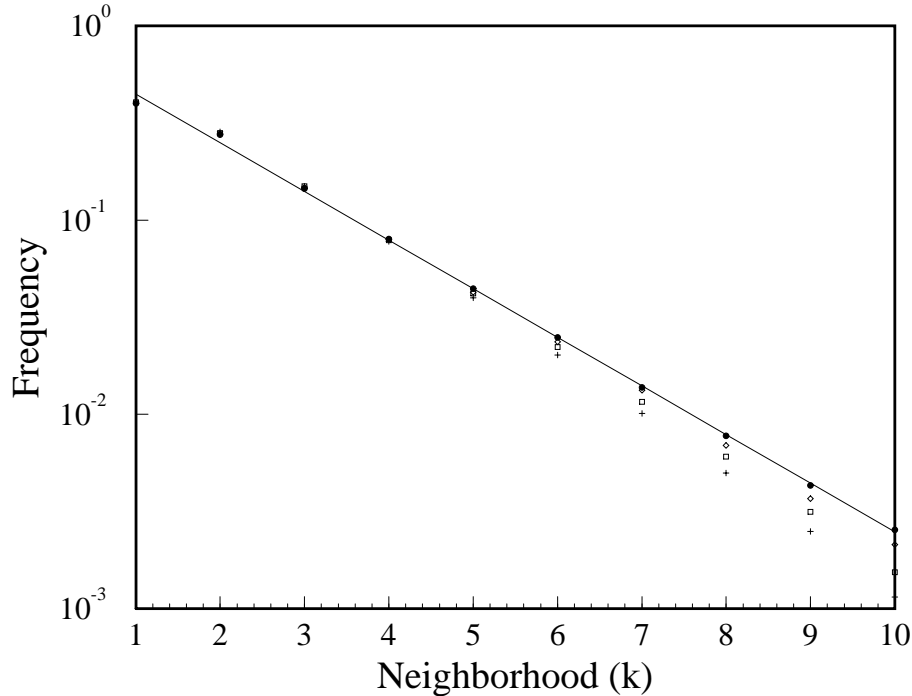


Figure 4: Frequencies with which  $k$ th-nearest neighbors are used in optimal 2-D random link tours. Plus signs show values for  $N = 12$ , squares for  $N = 17$ , diamonds for  $N = 30$ , and dots for  $N = 100$ . Best exponential fit (appearing linear on log plot) is shown for  $N = 100$  data.

close to exponential. We may offer the following qualitative explanation for this behavior. High-order neighbors are unlikely to be found in the optimal tour; the tour will only use a  $k$ th-nearest neighbor, for large  $k$ , if its associated link length is close to those for smaller  $k$ . The first  $k$  neighborhoods would then have to be nearly degenerate in length. Since each additional degree of degeneracy would require one additional unlikely event, it is natural to expect the probability of a  $k$ -fold degeneracy to be exponentially small in  $k$ .

We therefore conjecture that the neighborhood frequency function, for large  $k$  at least, will fall as an exponential in *any* dimension (and for that matter, in the Euclidean TSP as well). Similar and even stronger numerical results have been obtained [22] in another link-based combinatorial optimization problem, the matching problem. An analytical calculation of the neighborhood frequency may indeed turn out to be feasible using the cavity approach, thus providing a theoretical prediction to accompany our conjecture. We consider this a significant open question.

## 4 Numerical analysis: renormalized model

In this section we will consider a different sort of random link TSP, proposed in [7], allowing us to test numerically the  $1/d$  coefficient predicted by the cavity result (11). Our approach is as follows: we introduce a mapping that shifts and rescales all the lengths between cities, and then show how, by taking the limit  $d \rightarrow \infty$ , this gives rise to a  $d$ -independent random link model having an exponential distribution for its link lengths. A numerical study of this “renormalized” model then enables us to determine the large  $d$  behavior of the standard  $d$ -dimensional random link model.

Let us define  $\langle D_1(N, d) \rangle$  to be the distance between a city and its nearest neighbor, averaged over all cities in the instance and over all instances in the ensemble.<sup>3</sup> For large  $d$ , it may be shown that

$$\lim_{N \rightarrow \infty} N^{1/d} \langle D_1(N, d) \rangle = \sqrt{\frac{d}{2\pi e}} (\pi d)^{1/2d} \left[ 1 - \frac{\gamma}{d} + O\left(\frac{1}{d^2}\right) \right] \quad (14)$$

where  $\gamma$  is Euler’s constant. It is not surprising that this quantity is reminiscent of (12), since  $N^{1/d} \langle D_1(N, d) \rangle$  represents precisely a lower bound on  $\beta_{RL}(d)$ .

In order to obtain our renormalized model, consider a link length transformation making use of  $\langle D_1(N, d) \rangle$ . For any instance with link lengths  $l_{ij}$  (taken to have the usual distribution (7) corresponding to  $d$  dimensions), define new link lengths  $x_{ij} \equiv d[l_{ij} - \langle D_1(N, d) \rangle] / \langle D_1(N, d) \rangle$ . The  $x_{ij}$  are “lengths” only in the loosest sense, as they can be both positive and negative. The optimal tour in the  $x_{ij}$  model will, however, follow the same “path” as the optimal tour in the associated  $l_{ij}$  model, since the transformation is linear. Its length  $L_x(N, d)$  will simply be given in terms of  $L_{RL}(N, d)$  by:

$$L_x(N, d) = d \frac{L_{RL}(N, d) - N \langle D_1(N, d) \rangle}{\langle D_1(N, d) \rangle}, \text{ so} \quad (15)$$

$$L_{RL}(N, d) = N \langle D_1(N, d) \rangle \left[ 1 + \frac{L_x(N, d)}{dN} \right]. \quad (16)$$

In the standard  $d$ -dimensional random link model,  $\beta_{RL}(d) = \lim_{N \rightarrow \infty} L_{RL}(N, d) / N^{1-1/d}$ , so

$$\beta_{RL}(d) = \lim_{N \rightarrow \infty} N^{1/d} \langle D_1(N, d) \rangle \left[ 1 + \frac{L_x(N, d)}{dN} \right], \text{ and at large } d, \text{ using (14),}$$

---

<sup>3</sup>Note that  $\langle D_1(N, d) \rangle$  itself does not involve the notion of optimal tours, or tours of any sort for that matter.

$$= \sqrt{\frac{d}{2\pi e}} (\pi d)^{1/2d} \left[ 1 - \frac{\gamma}{d} + O\left(\frac{1}{d^2}\right) \right] \lim_{N \rightarrow \infty} \left[ 1 + \frac{L_x(N, d)}{dN} \right]. \quad (17)$$

As  $\beta_{RL}(d)$  is a well-defined quantity, we know there must exist a value  $\mu(d)$  such that  $\lim_{N \rightarrow \infty} L_x(N, d)/N = \mu(d)$ .

Now, what will be the distribution of “renormalized lengths”  $\rho(x)$  corresponding to  $\rho(l)$ ? From (7) and the definition of the  $x_{ij}$ ,

$$\begin{aligned} \rho(x) &= \frac{d \pi^{d/2} l^{d-1}}{\Gamma(d/2 + 1)} \frac{\langle D_1(N, d) \rangle}{d}, \text{ and substituting for } l, \\ &= \frac{\pi^{d/2}}{\Gamma(d/2 + 1)} \left( 1 + \frac{x}{d} \right)^{d-1} \langle D_1(N, d) \rangle^d. \end{aligned} \quad (18)$$

In the limit  $N \rightarrow \infty$ , we thus obtain from (14) the large  $d$  expression:

$$\begin{aligned} \rho(x) &\sim \frac{\pi^{d/2}}{\Gamma(d/2 + 1)} \left( 1 + \frac{x}{d} \right)^{d-1} N^{-1} \left( \frac{d}{2\pi e} \right)^{d/2} \sqrt{\pi d} \left[ 1 - \frac{\gamma}{d} + \dots \right]^d \\ &\sim N^{-1} \left( 1 - \frac{\gamma}{d} \right)^d \left( 1 + \frac{x}{d} \right)^{d-1} \left[ 1 + O\left(\frac{1}{d}\right) \right] \text{ by Stirling's formula} \\ &\sim N^{-1} e^{x-\gamma} \left[ 1 + O\left(\frac{1}{d}\right) \right]. \end{aligned} \quad (19)$$

In the limit  $d \rightarrow \infty$ ,  $\rho(x)$  will be independent of  $d$ ; the same must then be true for  $L_x(N, d)$ , and consequently for  $\mu(d)$ .

Let us now *define* the renormalized model as being made up of link “lengths”  $x_{ij}$  in this limit. This results in a somewhat peculiar random link TSP, no longer containing the parameter  $d$ . Its link length distribution is given by the  $d \rightarrow \infty$  limit of (19),

$$\rho(x) = N^{-1} \exp(x - \gamma), \quad (20)$$

and its optimal tour length satisfies

$$\lim_{N \rightarrow \infty} \frac{L_x(N)}{N} = \mu, \quad (21)$$

where we have dropped the  $d$  argument from these (now  $d$ -independent) quantities. By performing direct simulations using the distribution (20) — cut off beyond a threshold value of  $x$ , as was done for  $\rho_d(l)$  — we may find the value of  $\mu$  numerically.

Finally, let us relate this renormalized model to the standard  $d$ -dimensional random link model. In light of (21), we may rewrite (17):

$$\beta_{RL}(d) = \sqrt{\frac{d}{2\pi e}} (\pi d)^{1/2d} \left[ 1 + \frac{\mu - \gamma}{d} + O\left(\frac{1}{d^2}\right) \right]. \quad (22)$$

The value of  $\mu$  in the renormalized model therefore gives directly the  $1/d$  coefficient for the (non-renormalized)  $\beta_{RL}(d)$ .

Figures 5 and 6 show the numerical results for the renormalized model. In Figure 5, we see that just as in the  $d = 2$  case, the distribution of the optimal tour length becomes sharply peaked at large  $N$  and the asymptotic limit  $\mu$  is well-defined. Via (22), this provides very good reason for believing that  $\beta_{RL}(d)$  is well-defined *for all*  $d$ , and that self-averaging holds for the random link TSP in general. In Figure 6, we show the finite size scaling of  $\langle L_x(N)/N \rangle$ . The fit is again quite satisfactory (with  $\chi^2=5.23$  for 5 degrees of freedom), giving the asymptotic result  $\mu = 0.7300 \pm 0.0010$ . The resulting value for the  $1/d$  coefficient

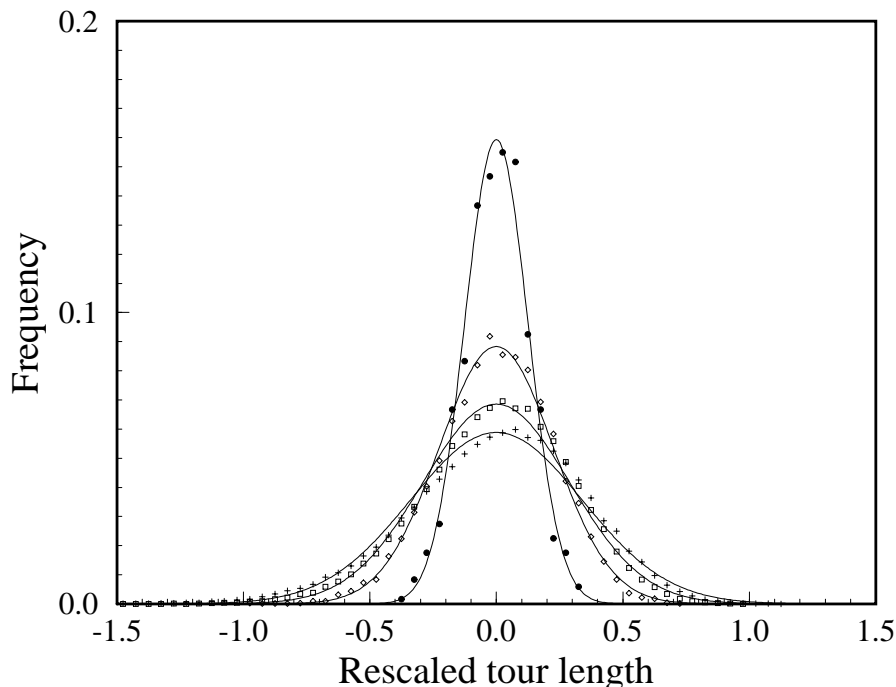


Figure 5: Distribution of renormalized random link rescaled tour length  $(L_x - \langle L_x \rangle)/N$  for increasing values of  $N$ . Plus signs show  $N = 12$  (100,000 instances used), squares show  $N = 17$  (100,000 instances used), diamonds show  $N = 30$  (4,000 instances used), and dots show  $N = 100$  (1,200 instances used). Solid lines represent Gaussian fits for each value of  $N$  plotted.



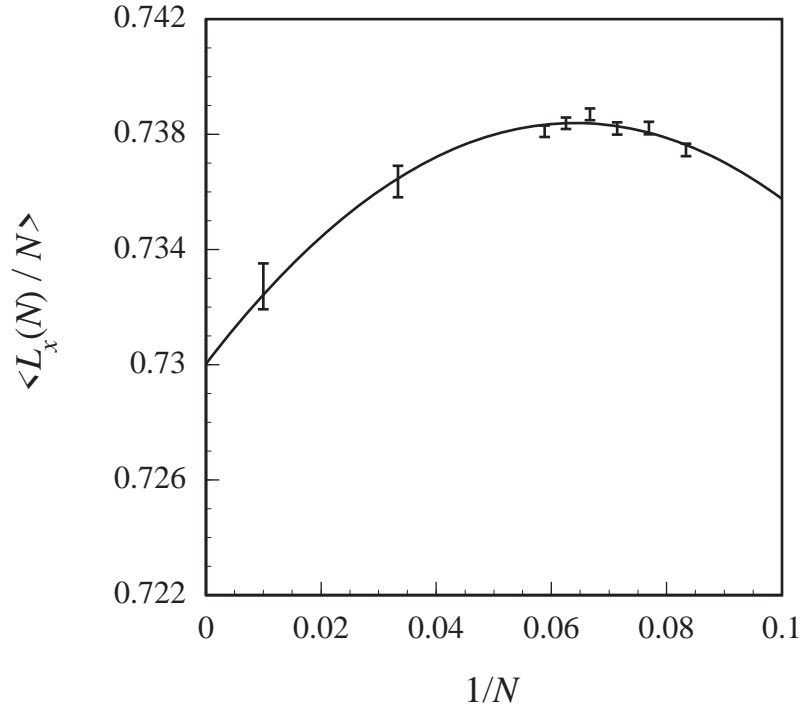


Figure 6: Finite size scaling of “renormalized model” optimum. Best fit ( $\chi^2 = 5.23$ ) is given by:  $\langle L_x(N) \rangle / N = 0.7300(1 + 0.3575/N - 2.791/N^2)$ . Error bars show one standard deviation (statistical error).

in  $\beta_{RL}(d)$  is then  $\mu - \gamma = 0.1528 \pm 0.0010$ , in excellent agreement (error under 0.3%) with the cavity prediction  $2 - \ln 2 - 2\gamma = 0.1524 \dots$  given in (11).

Again, as in the  $d = 2$  case, let us briefly consider the frequencies of  $k$ th-nearest neighbors used in optimal tours. These frequencies are given in Figure 7 for the renormalized model. Even though the exponential fit is not as good as in the  $d = 2$  case, it is still striking here. What does this tell us, in turn, about the standard random link TSP? Recall that the renormalized model arises from the  $d \rightarrow \infty$  limit of the  $d$ -dimensional (non-renormalized) model, and that the mapping (15) preserves the optimum tour for any given instance. These  $k$ th-neighbor frequency results are thus the limiting frequencies for the  $d$ -dimensional random link TSP (and most likely for the Euclidean TSP also). This gives further support to our conjecture that the exponential law holds for all  $d$ , and suggests as a consequence that the “typical”  $k$  used in optimal tours remains bounded for all  $d$ .

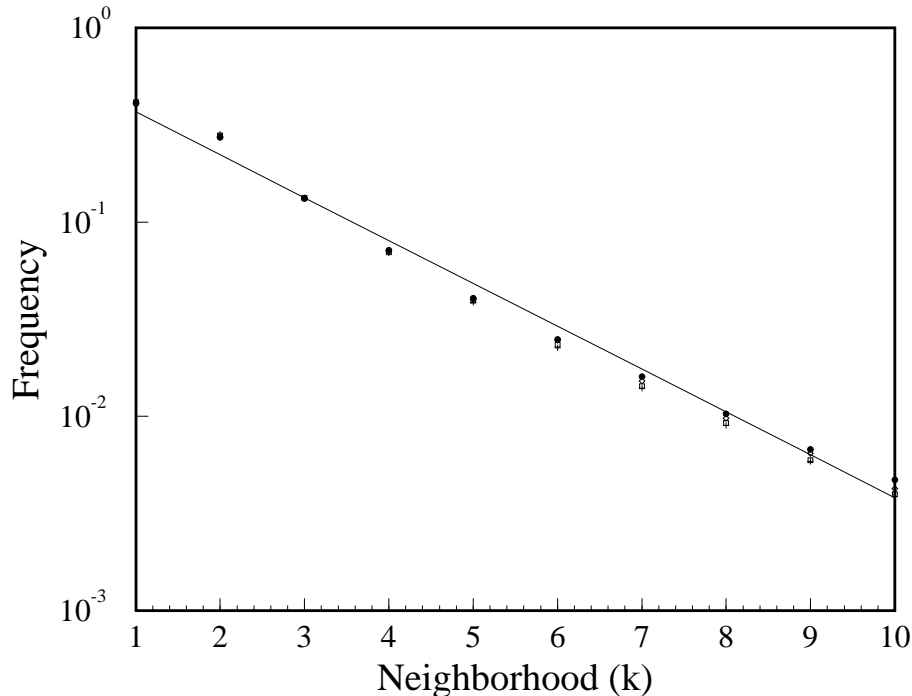


Figure 7: Frequencies with which  $k$ th-nearest neighbors are used in optimal renormalized random link tours. Plus signs show values for  $N = 12$ , squares for  $N = 17$ , diamonds for  $N = 30$ , and dots for  $N = 100$ . Best exponential fit (appearing linear on log plot) is shown for  $N = 100$  data.

## 5 Conclusion

The random link TSP has interested theoreticians primarily because of its analytical tractability, allowing presumably exact results that are not possible in the more traditional Euclidean TSP. Other than in the  $d = 1$  case, however, it has attracted little attention from the angle of numerics. In this paper we have provided a numerical study of the random link TSP that was lacking up to this point, addressing important unanswered questions. Through simulations, we have tested the validity of the theoretical predictions derived using the cavity method. While in other disordered systems, such as spin glasses, the replica symmetric solution gives values of macroscopic quantities that are inexact (typically by several percent), in the random link TSP it shows all signs of being exact. We have studied various link-based quantities at  $d = 2$  and found that the numerical results confirm the cavity predictions to within 0.1%. Furthermore, we have confirmed, by way of a renormalized random link model, that the analytical cavity solution gives a large  $d$  expansion for the optimal tour length whose

$1/d$  coefficient is correct to within well under 1%. The excellent agreement found at  $d = 1$  [4, 6],  $d = 2$ , and to  $O(1/d)$  at large  $d$ , then suggest strongly that the cavity predictions are exact. This provides indirect evidence that the assumption of replica symmetry — on which the cavity approach is based — is indeed justified.

Finally, our random link simulations have pointed to a surprising numerical result. If one considers the links in optimal tours as links between  $k$ th-nearest neighbors, at  $d = 2$  the distribution of neighborhoods used decreases with  $k$  as almost a perfect exponential. Encouraged by similar results in the renormalized model, we conjecture that this property holds true for all  $d$ , as well as in the Euclidean TSP. As no theoretical calculation presently explains the phenomenon, we would welcome further investigation along these lines.

## Acknowledgments

Thanks go to J. Houdayer and N. Sourlas for their insights and suggestions concerning  $k$ th-nearest neighbor statistics, and to J. Boutet de Monvel for helpful remarks on the cavity method. AGP wishes to acknowledge the hospitality of the Division de Physique Théorique, Institut de Physique Nucléaire, Orsay, where much of this work was carried out. OCM acknowledges support from the Institut Universitaire de France. The Division de Physique Théorique is an *Unité de Recherche des Universités Paris XI et Paris VI associée au CNRS*.

## References

- [1] S. Kirkpatrick and G. Toulouse, Configuration space analysis of travelling salesman problem, *J. Phys. France* **46**:1277–1292 (1985).
- [2] D. Sherrington and S. Kirkpatrick, Solvable model of a spin-glass, *Phys. Rev. Lett.* **35**:1792–1796 (1975).
- [3] M. Mézard and G. Parisi, Mean-field equations for the matching and the travelling salesman problems, *Europhys. Lett.* **2**:913–918 (1986).
- [4] W. Krauth and M. Mézard, The cavity method and the travelling-salesman problem, *Europhys. Lett.* **8**:213–218 (1989).

- [5] M. Mézard, G. Parisi and M. A. Virasoro (eds.), *Spin Glass Theory and Beyond* (World Scientific, Singapore, 1987).
- [6] N. Sourlas, Statistical mechanics and the travelling salesman problem, *Europhys. Lett.* **2**:919–923 (1986).
- [7] N. J. Cerf, J. Boutet de Monvel, O. Bohigas, O. C. Martin and A. G. Percus, The random link approximation for the Euclidean traveling salesman problem, *J. Phys. I France* **7**:117–136 (1997).
- [8] M. Mézard and G. Parisi, A replica analysis of the travelling salesman problem, *J. Phys. France* **47**:1285–1296 (1986).
- [9] P. G. De Gennes, Exponents for the excluded volume problem as derived by the wilson method, *Phys. Lett. A* **38**:339–340 (1972).
- [10] H. Orland, Mean-field theory for optimization problems, *J. Phys. Lett. France* **46**:L763–L770 (1985).
- [11] A. G. Percus, Voyageur de commerce et problèmes stochastiques associés, Ph.D. thesis, Université Pierre et Marie Curie (1997).
- [12] D. S. Johnson, L. A. McGeoch and E. E. Rothberg, Asymptotic Experimental Analysis for the Held-Karp Traveling Salesman Bound, 7th Annual ACM-SIAM Symposium on Discrete Algorithms (Atlanta, 1996), pp. 341–350.
- [13] A. G. Percus and O. C. Martin, Finite size and dimensional dependence in the Euclidean traveling salesman problem, *Phys. Rev. Lett.* **76**:1188–1191 (1996).
- [14] J. H. Boutet de Monvel, Physique statistique et modèles à liens aléatoires, Ph.D. thesis, Université Paris-Sud (1996).
- [15] R. Brunetti, W. Krauth, M. Mézard and G. Parisi, Extensive numerical solutions of weighted matchings: Total length and distribution of links in the optimal solution, *Europhys. Lett.* **14**:295–301 (1991).

- [16] J. Beardwood, J. H. Halton and J. M. Hammersley, The shortest path through many points, *Proc. Cambridge Philos. Soc.* **55**:299–327 (1959).
- [17] J. Vannimenus and M. Mézard, On the statistical mechanics of optimization problems of the travelling salesman type, *J. Phys. Lett. France* **45**:L1145–L1153 (1984).
- [18] S. Lin and B. Kernighan, An effective heuristic algorithm for the traveling salesman problem, *Operations Res.* **21**:498–516 (1973).
- [19] O. C. Martin and S. W. Otto, Combining simulated annealing with local search heuristics, *Ann. Operations Res.* **63**:57–75 (1996).
- [20] D. S. Johnson and L. A. McGeoch, in *Local Search in Combinatorial Optimization*, E.H.L. Aarts and J.K. Lenstra, eds. (John Wiley and Sons, New York, 1997).
- [21] M. Mézard, G. Parisi, N. Sourlas, G. Toulouse and M. Virasoro, Replica symmetry breaking and the nature of the spin glass phase, *J. Phys. France* **45**:843–854 (1984).
- [22] J. Houdayer, J. H. Boutet de Monvel and O. C. Martin, Accuracy of mean field for euclidean matching problems, in preparation.