

Dynamics of Eulerian walkers.

A.M. Povolotsky, V.B. Priezzhev, R.R. Shcherbakov
*Bogoliubov Laboratory of Theoretical Physics,
 Joint Institute for Nuclear Research, Dubna 141980, Russia.*
 (August 8, 2018)

We investigate the dynamics of Eulerian walkers as a model of self-organized criticality. The evolution of the system is subdivided into characteristic periods which can be seen as avalanches. The structure of avalanches is described and the critical exponent in the distribution of first avalanches $\tau = 2$ is determined. We also study a mean square displacement of Eulerian walkers and obtain a simple diffusion law in the critical state. The evolution of underlying medium from a random state to the critical one is also described.

I. INTRODUCTION.

To illustrate the phenomenon of the self-organized criticality (SOC) [1] a wide range of cellular automata such as sand piles, rice piles and forest fires, have been proposed [1–3]. They assume a system consisting of a large amount of elements. The energy being randomly added to the system is redistributed among the degrees of freedom by a kind of nonlinear diffusion. This is realized by means of avalanche-like processes which carry the added energy out of the system. As a rule, the system spontaneously evolves towards the critical state free of characteristic length and time scale. In this state, probabilistic distributions of quantities, characterizing the statistical ensemble, exhibit the power law behavior.

What features of the SOC dynamics are responsible for the existence of a dynamical attractor in complex systems? What are the origins of the scaling and self-similarity in the stationary state that appears? To answer these questions, one evidently needs investigating nonlinear diffusion in the SOC models and studying the structure of avalanches. Due to a rather complicated dynamics of most SOC models, the description of their evolution is a very difficult problem. Up to now, the most analytically tractable model has been the Abelian sandpile model (ASM) [4]. Due to its simple algebraic structure, the detailed description of the SOC state of ASM has been given, and some critical exponents have been found [5–8].

Recently, a new model has been proposed which is called the Eulerian walkers model (EWM) [9]. It also possesses Abelian properties and exhibits SOC. While EWM has many common features with ASM, its dynamics is much more transparent. This model is formulated as a deterministic walk interacting with a changeable medium. The motion of a particle is affected by the medium, and in its turn affects the medium inducing strong correlations in the system. If the walk occurs in a closed system, it continues infinitely long and eventually gets self-organized into Eulerian trails. If a system is open, the particles can leave the system and new particles drop time after time. In this case, the system evolves to the critical state similar to that in ASM. By analogy with ASM, the avalanches in EWM have been introduced

[10] as periods of reconstruction of recurrent states, after they have broken by an added particle.

In this article, we use the properties of Eulerian trails to describe the evolution of the system in detail. In this way, we find the critical exponent in the distribution of first avalanches. Using the Green function of EWM introduced in [9], we obtain the critical exponent characterizing spread of particles with time.

II. ALGEBRAIC PROPERTIES OF EULERIAN WALKERS MODEL.

The Eulerian walkers model is defined as follows. Consider an arbitrary connected graph \mathbf{G} consisting of N sites. Each site of \mathbf{G} is associated with an arrow which is directed along one of the incident bonds. The arrow directions at the site i are specified by the integers n_i , ($1 \leq n_i \leq \tau_i$) where τ_i is the number of nearest neighbors of the site i . The set $\{n_i\}$ gives a complete description of the medium. Starting with an arbitrary arrow configuration one drops the particle to a site of \mathbf{G} chosen at random. At each time step:

- (i) the particle arriving at a site i changes the arrow direction from n_i to $n_i + 1(\text{mod } \tau_i)$
- (ii) the particle moves one step along the new arrow direction from i to the neighboring site i' .

Having no endpoints on \mathbf{G} , the particle continues to walk infinitely long. Due to a finite number of possible states of the system, it eventually settles into the Poincare cycle. For most dynamic systems the recurrence time of this cycle grows exponentially with N . It has been shown in [9] that for the Eulerian walk the Poincare cycle is squeezed to the Eulerian trail [11] with the recurrence time of an order of N . During the Eulerian trail the particle passes all bonds of the graph exactly once in each direction.

Let \mathbf{G} be an open graph. It means that one auxiliary site is introduced which is called a sink. The subset of sites of \mathbf{G} connected with the sink forms an open boundary. The sink does not have an arrow and the particle reaching the sink leaves the system. After that, a new particle is dropped to the a site of \mathbf{G} chosen at random. Since on the closed graph the particle visits all sites dur-

ing the walk, at the open one it ever reaches the sink. A set $\{C\}$ of configurations $C = \{n_j\}$ which remains on \mathbf{G} after the particle left \mathbf{G} for the sink, is the set of stable configurations. The operator a_i can be introduced

$$a_i C = C' \quad (1)$$

which describes the resulting transformation caused by dropping the particle to the site i . As usual in the theory of Markov chains, the set $\{C\}$ may be divided into two subsets. The first subset denoted by $\{R\}$ includes those configurations which can be obtained from an arbitrary configuration by a sequential action by the operators a_i . It follows from the definition that the subset $\{R\}$ is closed under a multiple action by the operators a_i . Once the system gets into $\{R\}$, it never gets out under subsequent evolution. All nonrecurrent configurations are called transient and form the subset $\{T\}$ which is the complement to the set $\{R\}$. By definition any recurrent configuration $C \in \{R\}$ may be reached from any another $C' \in \{R\}$ by a subsequent action of the operators a_i . Since this is valid for $C' = C$ too, the identity operator acting in $\{R\}$ exists. In addition, the operators a_i have the following properties:

1. For arbitrary sites i and j and for any configuration of arrows C

$$a_i a_j C = a_j a_i C \quad (2)$$

2. For any recurrent configuration $C \in \{R\}$, there exists a unique

$$(a_i^{-1} C) \in \{R\}$$

such that

$$a_i (a_i^{-1} C) = C \quad (3)$$

The proof of these statements is similar to ones for the avalanche operators in ASM [4] and is given in [6]. Thus, the operators a_i acting in the set of recurrent configurations $\{R\}$ form the Abelian group. The addition of τ_i particles to site i gives the same effect as the addition of one particle to each of τ_i neighbors of i . It returns the arrow outgoing from i to the former position and initiates the motion of one particle to each neighboring site. In the operator form this looks like

$$a_i^{\tau_i} = \prod_{k=1}^{\tau_i} a_{j_k} \quad (4)$$

where j_k are the neighbors of the site i . Introducing the discrete Laplacian on \mathbf{G} as

$$\Delta_{ij} = \begin{cases} \tau_i & , \quad i = j \\ -1 & , \quad i \text{ and } j \text{ are connected by bond} \\ 0 & , \quad \text{otherwise.} \end{cases} \quad (5)$$

and using Eq.(4), one can write the identity operator as

$$E_i = \prod_{j \in \mathbf{G}} a_j^{\Delta_{ij}}. \quad (6)$$

Since all recurrent configurations can be obtained from an arbitrary one by a successive action by operators a_i , one can represent any $C \in \{R\}$ in the form

$$C = \prod_{i \in \mathbf{G}} (a_i)^{n_i} C^*. \quad (7)$$

The N -dimensional vector \mathbf{n} labels all possible recurrent configurations. Eq. (6) shows that two vectors \mathbf{n} and \mathbf{n}' label the same configuration if the difference between them is $\sum_j m_j \Delta_{ij}$ where m_j are integers. The N -dimensional space $\{\mathbf{n}\}$ has a periodic structure with an elementary cell of the form of a hyper-parallelepiped with base edges $\vec{e}_i = (\Delta_{i1}, \Delta_{i2}, \dots, \Delta_{iN})$. Thus, the number of non-equivalent recurrent configurations is

$$N = \det \Delta, \quad (8)$$

which is Kirchhoff's formula [15] for spanning trees and Dhar's formula for ASM [4]. The correspondence to ASM is not surprising. The algebra of the operators a_i completely coincides with that of avalanche operators of the Abelian sandpile model [4]. Moreover, the identity operator (6) has the same form for both the models. This is the reason why the numbers of recurrent configurations coincide.

Continuing the analogy between EWM and sandpiles, one can find the expected number G_{ij} of full rotations of the arrow at site j , due to the particle dropped at i [4]. During the walk, the expected number of steps from j is $\Delta_{jj} G_{ij}$ whereas $-\sum_{k \neq j} G_{ik} \Delta_{kj}$ is the average flux into j . Equating both the fluxes, one gets

$$\sum_k G_{ik} \Delta_{kj} = \delta_{ij} \quad (9)$$

or

$$G_{ij} = [\Delta^{-1}]_{ij}. \quad (10)$$

The expected number of full rotations of the arrow is equal to the number of entries into the site j divided by τ_j . On the other hand, the number of visits of a site for the random walk is also Green function of the Laplace equation. Thus, we have a surprising fact that the number of visits of the site by the particle for the deterministic motion in EWM coincides with that for the ordinary random walk.

The direct correspondence between spanning trees, recurrent configurations of EWM and Eulerian trails can be established in the following way. The walking particle leaves each site along an arrow after turning the arrow. Therefore, the trajectory of the particle is a trace of arrows. If \mathbf{G} is an open graph, all trajectories end at the sink and never form loops. The corresponding arrow configurations are acyclic ones.

Given an acyclic arrow configuration, we can construct a unique spanning tree rooted in the sink and vice versa. Indeed, all bonds along which the arrows are directed form the spanning tree. Conversely, if we have a spanning tree rooted in the sink we can obtain the acyclic arrow configuration by pointing the arrow from each site along the path leading to the sink. This correspondence allows us to identify the acyclic arrow configurations and spanning trees. Further, we do not distinguish between them. Saying spanning tree we mean both the spanning tree and its arrow representation.

If \mathbf{G} is the closed graph, the particle settles into the Eulerian trail during which it passes each bond exactly once in each direction. Let the particle, which has already visited all sites, arrive at a site i at some moment. If we now remove the arrow from i , we obtain the acyclic arrow configuration where arrow paths from any site end in i . This defines the spanning tree rooted in the site of the current particle location. Therefore, given a site i , each Eulerian trail on a closed graph has the unique spanning tree representation.

III. AVALANCHE DYNAMICS.

The particle added to the recurrent configuration of ASM may induce successive topplings of sites called the avalanche. At the initial moment, it destroys the recurrent configuration and the system leaves the critical state. After the avalanche stops, the recurrent configuration is restored again. Thus, the avalanche in ASM may be defined as a period of reconstruction of the recurrent state. This definition may be directly applied to EWM.

We start with a recurrent state of EWM. The corresponding arrow configuration forms a spanning tree. Once a particle is dropped, it may destroy the spanning tree by closing a loop of arrows. During the evolution, one loop can be transformed into another. When all loops disappear, the spanning tree is restored. The interval of existence of the loop can be called the *avalanche of cyclicity* or simply avalanche. The loops may be created and destroyed several times during the motion of one particle. Therefore, unlike ASM, an addition of one particle may initiate several avalanches in the system. When a particle comes to the sink, it always directs the arrow to the sink thus restoring the spanning tree. Therefore, when the particle leaves the system the avalanche always ends and recurrent state is restored. All motions of the particle represent successive transitions from one recurrent state to another through avalanches. To study the evolution of the system, the structure of the avalanche should be considered in detail.

Consider the Eulerian walk on the square lattice \mathcal{L} of size $L \times L$ with open boundary conditions. Each boundary site is connected to the sink by one bond on the edge and by two bonds at the corners of \mathcal{L} . The rule of arrow rotations is the same for all sites. If we denote the bonds

outgoing from a site i by N, E, S, W , the rule of rotations is $N \rightarrow E \rightarrow S \rightarrow W$. In other words, when the particle arrives at a site, the arrow outgoing from this site turns to the next bond clockwise. Due to a topological reason, this rule leads to a simple structure of avalanches, namely to compactness of clusters of sites visited by the particle.

Let the particle be dropped to a recurrent configuration which is a spanning tree. At some step the first loop is created. The arrows can form loops of two kinds: clockwise and anti-clockwise. The loop is clockwise if tracing the loop along arrows leaves the interior of the loop on the right and anti-clockwise otherwise. It is easy to see that due to the clockwise rule of rotations, only clockwise loops may be created from recurrent states. Indeed, the anti-clockwise loop arises when the arrow, which closes this loop, is directed at the previous time step into the area bounded by the loop. The arrow path beginning from this arrow could not leave the area of the loop without intersections with the loop. This means that before this loop was closed, another loop existed, which contradicts the assumption that we start with a spanning tree.

Consider the evolution after the closing of a clockwise loop at the spanning tree. Denote by ij the arrow if it is pointed from site i to site j . Analogously, we denote by $i_1 i_2 i_3 \dots$ the arrow path if the arrow from site i_1 is pointed to site i_2 , the arrow from i_2 is pointed to i_3 and so on. Let a spanning tree exist at the time step $(t - 1)$, while at the step t , the particle arrived at the site i_1 changes the arrow direction from $i_1 i_0$ to $i_1 i_2$ and the clockwise loop $\mathcal{O}^+ = i_1 i_2 i_3 \dots i_n i_1$ appears (Fig 1a). Now, we can prove the following:

Proposition 1: The particle does not leave the area of the loop \mathcal{O}^+ and the spanning tree cannot be restored until all arrows inside the loop area make the full rotation and the arrows belonging the loop itself change the direction to anti-clockwise forming the anti-clockwise loop $\mathcal{O}^- = i_1 i_n \dots i_2 i_1$. At the last step when \mathcal{O}^- appears, the particle arrives at i_2 and at the next step the arrow at i_2 rotates out of the loop area and the spanning tree may be restored (Fig. 1b).

Proof: Consider EWM on the auxiliary graph \mathcal{G} , which is a part of the square lattice bounded by the loop \mathcal{O}^- with closed boundary conditions. The closed boundary means that all bonds that link boundary sites $i_1, i_2, i_3, \dots, i_n$ with the sites of the lattice outside the loop area are removed. The rules of rotations are modified in such a way that an arrow skips deleted bonds. We consider the Eulerian trail at \mathcal{G} starting from the site i_2 . At the initial moment, the arrow configuration at \mathcal{G} differs from that on the lattice \mathcal{L} only by orientation of the loop: instead of the clockwise loop $\mathcal{O}^+ = i_1 i_2 i_3 \dots i_n i_1$ on \mathcal{L} , we have the anti-clockwise loop $\mathcal{O}^- = i_1 i_n \dots i_2 i_1$ on \mathcal{G} (fig.1c). Starting from the first step, $(n - 1)$ successive steps reverse \mathcal{O}^- into \mathcal{O}^+ and the particle arrives at i_1 (fig.1d). Notice that the initial arrow configuration on \mathcal{G} corresponds to that described in the previous

section, when the particle has already settled into the Eulerian trail on the closed graph. Indeed, at the first moment, all arrows except the arrow at the current particle location site form the spanning tree rooted in this site. Hence, the subsequent evolution leads again to the loop \mathcal{O}^- via full rotation of arrows at all internal sites (fig.1e). On the other hand, this part of evolution of the graph \mathcal{G} coincides with one on the original lattice \mathcal{L} since the moment when the loop \mathcal{O}^+ is closed (Fig. 1a) up to the moment when it is changed by \mathcal{O}^- (Fig. 1b). At the last step $i_2 i_1$ rotates out of the loop area and the loop may be broken. Before this moment the loop exists permanently as during Eulerian trail one loop always exists. The proposition is proved.

Generally, the avalanche does not necessarily end after that. Two situations are possible. At the last step, the arrow at i_2 turns outside the anti-clockwise loop $i_2 i_1 \rightarrow i_2 i'_2$. If i'_1 is connected to the sink through the arrow path, the spanning tree is restored and the avalanche is finished. This is the case of a one-loop avalanche. In the other case, the arrow path from i'_2 goes to i_2 , i.e. i'_2 is the predecessor of i_2 with respect to the sink. Then, one more loop is closed and the avalanche continues. This is a two-loop avalanche. The second loop relaxes like the first one. When the second loop is reversed, the spanning tree is always restored because at the last step the particle arrives at i_0 which was connected to the sink by an arrow path before the avalanche started.

Several consequences may be obtained from the picture described. During the avalanche the particle visits sites inside the loop four times, sites of the edge two times, one time at the corner $\frac{\pi}{2}$ and three times at the corner $\frac{3\pi}{2}$. Then, the duration of relaxation of a loop is given by the formula

$$T = (4s + 2p - 4) + 1 \quad (11)$$

where s is the number of inner sites, and p is the perimeter of the loop. As the avalanches may consist of one or two loops, the duration of avalanches may be equal to

$$\begin{aligned} T_1 &= 2k + 1 \\ T_2 &= 2k + 2 \end{aligned} \quad (12)$$

where $k = 0, 1, 2, \dots$. This explains the double distribution of durations of avalanches (Fig. 2) obtained in [12]. Also we can find the critical exponent of the duration distribution for the first avalanche. In the thermodynamic limit, the duration of avalanches grows as the area of the loop. It has been shown in [14] that the probability to get a loop of the size s when a bond is added to the spanning tree at random is equal to

$$P(s) \sim s^{-\frac{11}{8}}. \quad (13)$$

The distinction of our case from this one is that the loop is closed by turning the single arrow that was connected to the sink through an arrow path before the turn. Hence,

the distribution (13) should be divided by the perimeter of the loop. Taking into account that that perimeter scales with the linear size as a fractal dimension of a chemical path $p \sim r^{\frac{5}{4}}$ and that the loop is compact $s \sim r^2$, we obtain

$$\mathcal{P}(s) \sim \frac{s^{-\frac{11}{8}}}{r^{\frac{5}{4}}} \sim s^{-2}. \quad (14)$$

Thus, for the first avalanches the critical exponent of the distribution of duration is $\tau = 2$. The one- and two-loop avalanches differ only in a local structure of the spanning tree at the site of closing the loop. Therefore, the critical exponents are the same for both the distributions. This result is in excellent agreement with numerical simulations presented in Fig. 2 where we have considered the EWM on the square lattice of linear size $L = 400$ with open boundary conditions.

The evaluation of the exponent of the first avalanche size distribution in EWM is similar to one for the distribution of sizes of erased loops in the loop-erased walks, which was studied in [13]. The same exponent $\tau = 2$ was obtained.

The result $\tau = 2$ is valid only for the first avalanches for their independence of each other. The analytical derivation of τ for arbitrary avalanches is a more difficult problem due to correlations between subsequent avalanches appearing during the evolution of one particle.

IV. PROPAGATION OF EULERIAN WALKERS.

Besides the evolution of the system as a whole, we can describe the motion of the particle itself. Consider the particle dropped on the lattice with a spanning tree. We call the site i a predecessor of j if the arrow path comes from i to j . Since the particle motion is traced by a path of arrows, all visited sites are predecessors of the site of a current particle location. If the particle arrives at the site which is its predecessor, the loop is closed. Thus, the particle can visit the sites that have already been visited only during an avalanche.

We subdivide the motion of the particle into the following stages. The first stage coincides with the first avalanche. At the moment it finishes, the avalanche area remains bounded by the anti-clockwise loop opened at the bond connecting two sites where it begins and where it ends. Further, moving on the lattice, the particle cannot enter the area of the first avalanche. New avalanches appear beyond the first one being attached to its boundary and tending to go clockwise around it. Eventually, the particle creates a loop enclosing the area of the first avalanche. When the avalanche corresponding to this loop ends, the second stage of the evolution finishes. At this moment, we have the cluster of visited sites which consists of the area of the first avalanche, where each inner site is visited eight times, surrounded by the clusters of subsequent avalanches, where all sites are visited four times (Fig. 3).

The further behavior of the system is similar. If at some evolution stage we have a cluster of visited sites, at the next stage all sites of this cluster will be visited four more times and some new area will be added to the cluster of visited sites. After each evolution stage finishes, the cluster of visited sites is compact because it consists of compactly situated avalanche clusters.

Thus, we obtain the system of compact clusters where the sites are visited $4N$, $N = 1, 2, \dots$ times. The clusters are strictly embedded one into another with a growing number of visits like Grassberger-Manna clusters in ASM [16].

Using this picture, we can find time dependence of the mean square displacement of the particle in the critical state. The number of visits ($N(R)$) of a site separated from the origin by the distance R is given by the Green function of the Laplace equation Eq.(9). When $|\mathbf{r} - \mathbf{r}'|$ tends to the lattice size, $G(\mathbf{r}, \mathbf{r}')$ decays as $\log(L/|\mathbf{r} - \mathbf{r}'|)$, so we can write

$$\frac{dN(R)}{dR} \sim -\frac{1}{R}. \quad (15)$$

On the other hand, the time T required for the particle to visit four times all the sites of the compact cluster, is of an order of its size R^2 . Then, the velocity of the growth is

$$\frac{dN}{dT} \sim -\frac{1}{R^2} \quad (16)$$

Using (15) and (16) and the property of the embedded clusters, we obtain the mean square displacement

$$\langle R^2 \rangle \sim T^{2\nu}, \nu = \frac{1}{2}, \quad (17)$$

that is the diffusion law of the simple random walk.

In the transient state, we have no the spanning tree representing the evolution of the system. The sites already visited by the particle are connected with the current particle location by an arrow path and the cluster of these sites has an acyclic structure. The cluster of acyclic arrows is embedded into the media of randomly distributed arrows. When the particle enters the cluster of visited sites it behaves like in the critical state. Each time the linear size of the visited cluster increases by Δ , the particle visits all sites of the cluster four times again. The time of increasing Δ is of order of the size of the cluster, *i.e.*

$$\frac{dT}{dR} \sim R^2. \quad (18)$$

Thus, instead of the simple diffusion law (17) in the critical state, for the transient states we obtain

$$\langle R^2 \rangle \sim T^{2\nu_t}, \nu_t = \frac{1}{3} \quad (19)$$

which has already been determined in [9]. Note that the power law (19) is valid only at the time scale much greater

than the time spent inside one cluster of the visited sites. Inside the cluster, the motion of the particles is similar to that in the critical state with the diffusion law (17). By averaging over a large number of returns to the origin one obtains $\nu_t = \frac{1}{3}$.

Now we can estimate the average time required to reach the critical state starting from an arbitrary random configuration of arrows. In order to get a spanning tree on the lattice, the particle must visit all sites at least once. Using (19) we can obtain for the lattice of the size $L \times L$

$$T_c \sim L^3. \quad (20)$$

The same time is required for the particle walking on the closed graph to settle into the Eulerian trail.

We also measured numerically the motion of the particle in the system. Starting from the transient state, the mean square displacement of the particle is described by the power law with the critical exponent $\nu_t = 0.33$ as is shown in Fig. 4a. The subsequent evolution of the system by the repetitive addition of particles changes this power law. For the system in the SOC state, we obtained the value $\nu = 0.5$ (Fig. 4b). These simulations illustrate very well the exact results obtained above.

In summary, we considered the dynamics of the Eulerian Walkers Model. The structure of avalanches in the SOC state was studied in detail. We obtained the critical exponent for the distribution of durations of the first avalanche. Considering the evolution of the system as a sequence of avalanches, we found the simple diffusion law for the mean square displacement of the particle in the SOC state. The crossover from the transient state into the SOC state was described as well. The obtained exact results were confirmed by numerical simulations.

ACKNOWLEDGMENTS

We would like to thank Prof. D. Dhar for fruitful discussions. Partial financial support by the Russian Foundation for Basic Research under grant No. 97-01-01030 and by the INTAS under grant No. 96-690 is acknowledged.

-
- [1] P. Bak, C. Tang, and K. Wiesenfeld, Phys. Rev. Lett. **59**, 381 (1987); Phys. Rev. A **38**, 364 (1988).
 - [2] V. Frete *et al.* Nature **379**, 49-52 (1996)

- [3] B. Drossel, F. Schwabl, Phys. Rev. Lett. **69**, 1629 (1992);
- [4] D. Dhar, Phys. Rev. Lett. **64**, 1613 (1990).
- [5] S.N. Majumdar and D. Dhar, J.Phys. **A 24**, L357 (1991).
- [6] V.B. Priezzhev, J. Stat. Phys. **74**, 955 (1994).
- [7] E.V. Ivashkevich, D.V. Ktitarev and V.B. Priezzhev, Physica (Amsterdam) **209A**,
- [8] V.B. Priezzhev, D.V. Ktitarev, E.V. Ivashkevich, Phys. Rev. Lett. **76**, 2093 (1996).
- [9] V.B. Priezzhev, D. Dhar, A. Dhar, and S. Krishnamurthy, Phys.Rev.Lett. **77**, 5079 (1996).
- [10] V.B. Priezzhev, cond-mat/9605094
- [11] F. Harary, E.M. Palmer Academic Press, New York and London (1973)
- [12] R.R. Shcherbakov, V.I.V. Papoyan, A.M. Povolotsky Phys.Rev. E **55**, 3686 (1997)
- [13] D. Dhar, A. Dhar, cond-mat/9704026
- [14] S.S. Manna, D. Dhar and S.N. Majumdar, Phys. Rev. A **46** (1992) R4471.
- [15] G. Kirchhoff, Ann.Phys.Chem., 479(1847)
- [16] P. Grassberger and S.S. Manna, J.Phys.France **51**, 1077 (1990).
- [17] F. Harary 1990 *Graph Theory* (Reading, MA: Addison Wesley) p.192

FIG. 1. (a) – closing the loop at i_1 . (b) – the last step before opening the loop. (c), (d), (e) - the evolution on the closed graph settled into the Eulerian trail. The loops in (a) and (b) exactly coincide with those in (d) and (e).

FIG. 2. The distribution of duration of the first avalanche in the SOC state is shown on the double logarithmic plot. The distribution splits into two parts as described in the text. The slope of both the parts is the same with the critical exponent $\tau = 2.0$.

FIG. 3. A subsequent evolution of a cluster of visited sites in the SOC state. A schematic picture of the cluster after the first (a) and second (b) stages of evolution. The areas with different numbers of visits are shown by different colors. The directions of arrows correspond to their final positions.

FIG. 4. The dependence of the mean square displacement of the particle on time in the transient (a) and SOC (b) states. The obtained values of the critical exponents are $\nu_t = 0.33$ and $\nu = 0.5$, respectively.

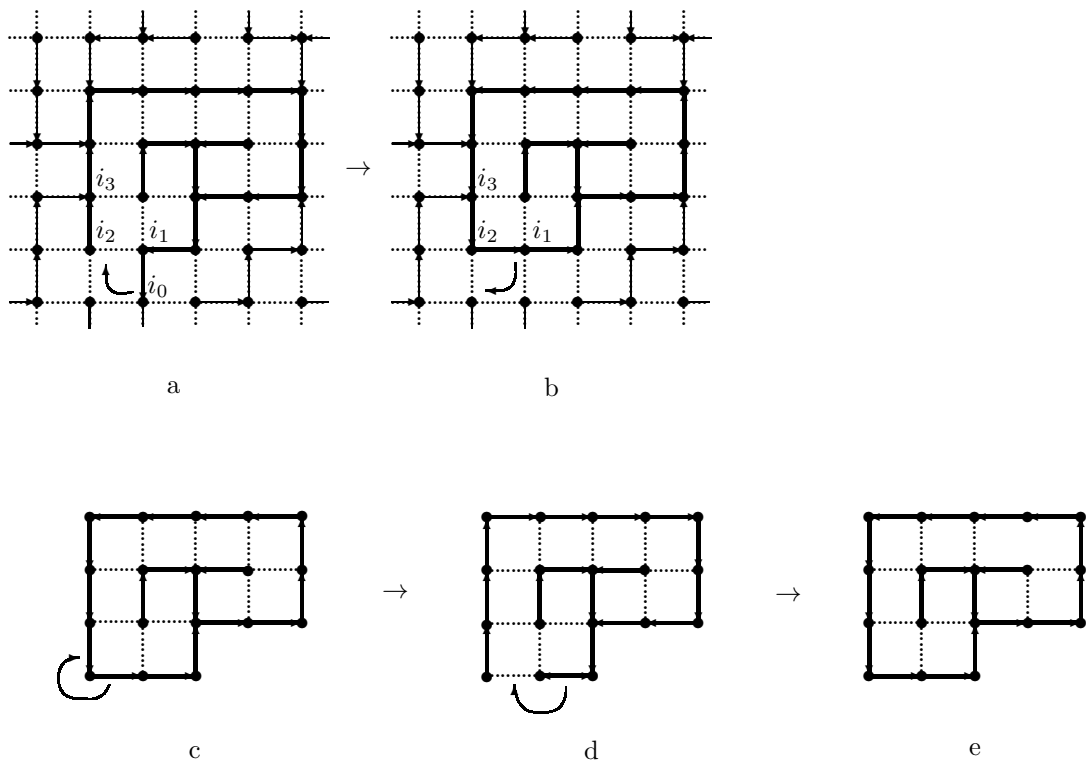


FIG. 1.

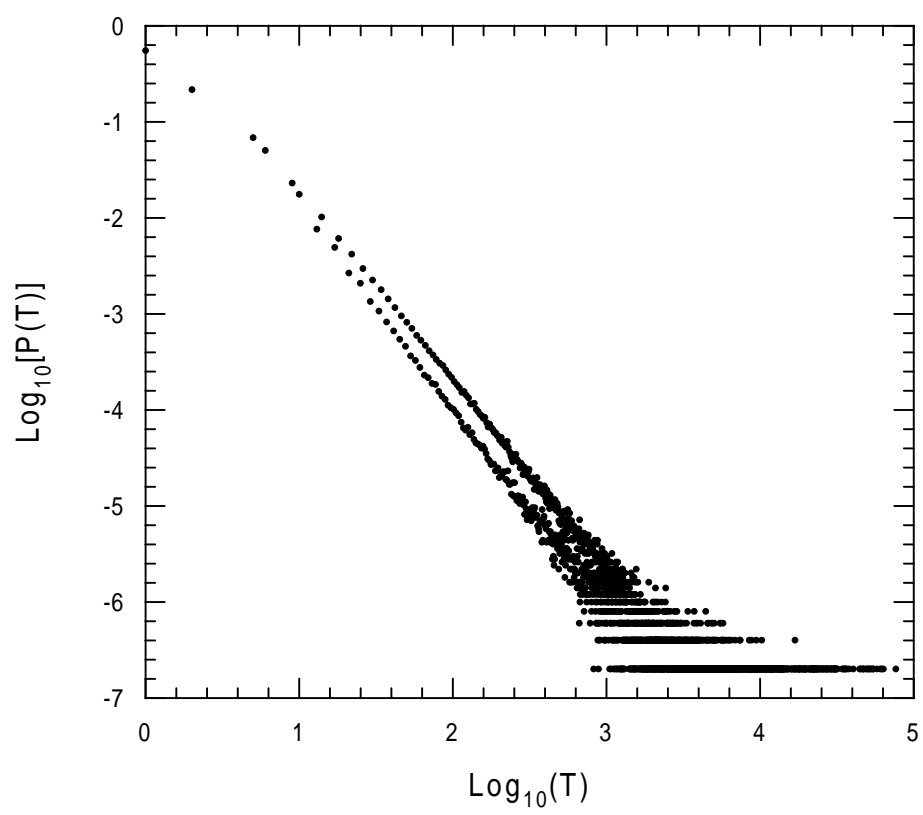


Fig. 2

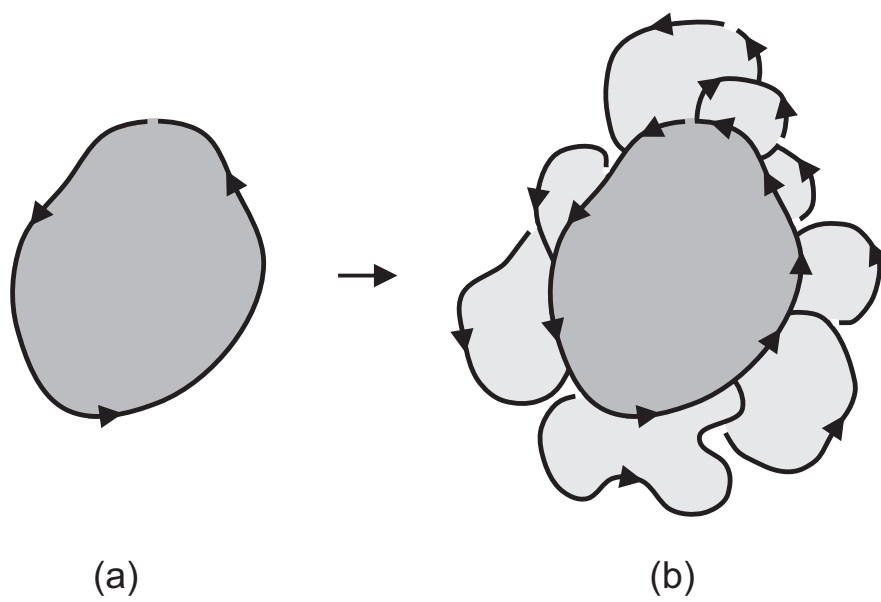


Fig. 3

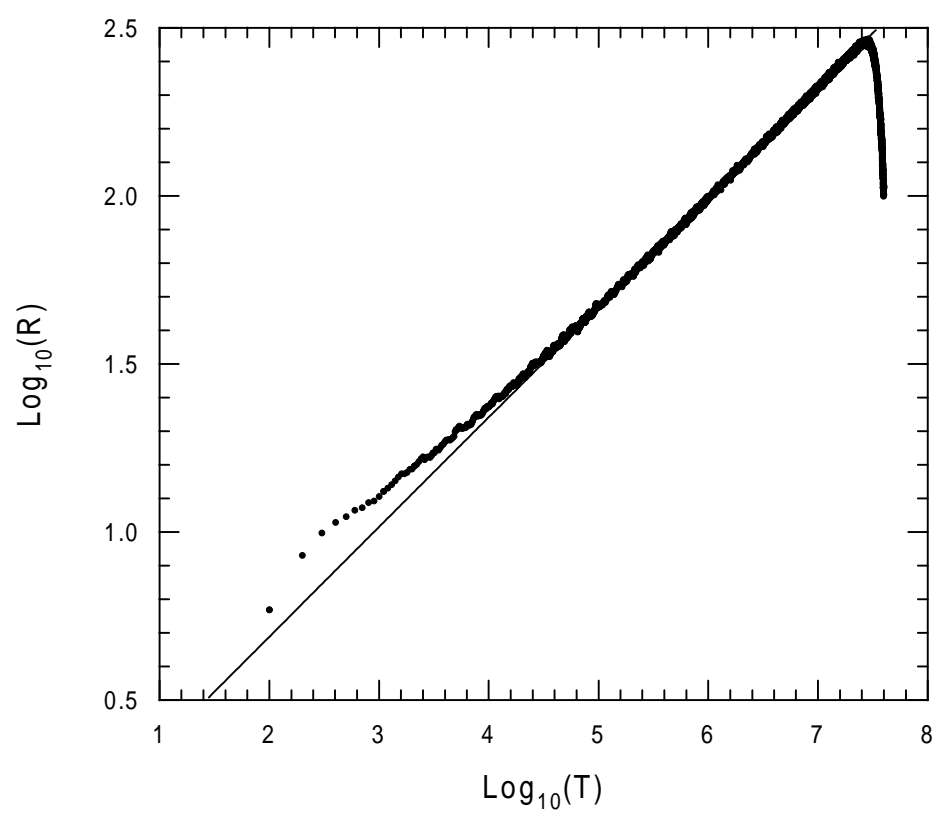


Fig. 4a

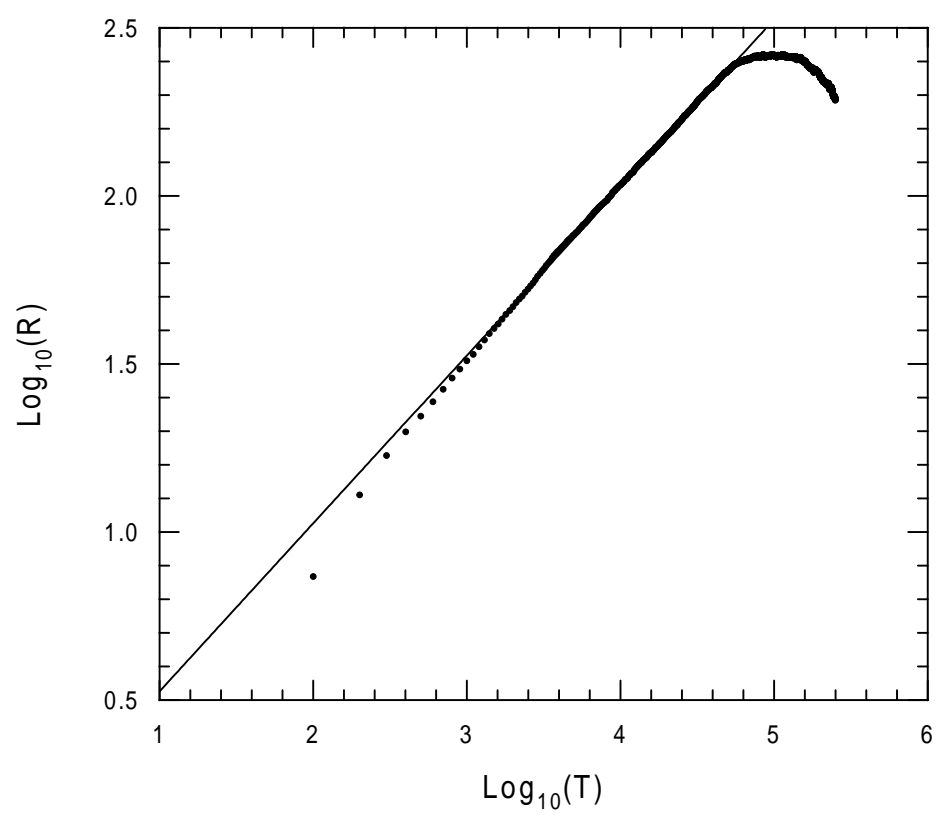


Fig. 4b