

Critical exponent in the magnetization curve of quantum spin chains

Tôru Sakai¹ and Minoru Takahashi²

¹*Faculty of Science, Himeji Institute of Technology, Kamigori, Ako-gun, Hyogo 678-12, Japan*

²*Institute for Solid State Physics, University of Tokyo, Roppongi, Minato-ku, Tokyo 106, Japan*
(January 98)

The ground state magnetization curve around the critical magnetic field H_c of quantum spin chains with the spin gap is investigated. We propose a size scaling method to estimate the critical exponent δ defined as $m \sim |H - H_c|^{1/\delta}$ from finite cluster calculation. The applications of the method to the $S = 1$ antiferromagnetic chain and $S = 1/2$ bond alternating chain lead to a common conclusion $\delta = 2$. The same result is derived for both edges of the magnetization plateau of the $S = 3/2$ antiferromagnetic chain with the single ion anisotropy.

PACS Numbers: 75.10.Jm, 75.40.Cx, 75.45.+j

The magnetization curve of quantum spin chains shows various nontrivial behaviors due to quantum effects. In the spin-gap systems, where a finite energy gap exists in the spin excitation spectrum, the gap is controlled by applied magnetic field H through the Zeeman term in the Hamiltonian. The typical examples are the antiferromagnetic chain with integer spin called Haldane magnets [1], spin Peierls systems and spin ladders etc. In these systems a phase transition occurs at the critical field H_c corresponding to the amplitude of the gap [2–4]; the system has the nonmagnetic ground state and a finite gap for $H < H_c$, while the magnetic ground state and no gap for $H > H_c$. The transition was observed in the magnetization measurements on some quasi-one-dimensional materials; for example, an $S = 1$ antiferromagnet $\text{Ni}(\text{C}_2\text{H}_8\text{N}_2)_2\text{NO}_2(\text{ClO}_4)$ [5,6], abbreviated NENP, and a spin-Peierls compound CuGeO_3 . [7,8]

In our previous work [2] we presented a method to derive the ground-state magnetization curve in the thermodynamic limit from the finite-cluster calculation by the size scaling based on the conformal invariance. [9] The obtained curve of the $S = 1$ antiferromagnetic chain successfully realized the experimental results of the magnetization measurements on NENP qualitatively. The method was also applied to get theoretical magnetization curves of some other one-dimensional spin systems. [10,11] However, the critical behavior near H_c cannot be investigated by this method, because it can yield too few points near H_c to determine the critical exponent of the magnetization curve by the standard curve fitting.

In general, except for the Kosterlitz-Thouless transition [12], the magnetization m near the critical field behaves like

$$m \sim (H - H_c)^{1/\delta}, \quad (1)$$

for the second-order phase transition. The critical exponent δ is an important quantity to determine the universality class of the phase transition which does not depend on any detailed properties of each system. For the $S = 1$ antiferromagnetic chain the exponent was deduced as $\delta = 2$ from some effective Hamiltonian theories. [13,14]

For the $S = 1/2$ bond alternating chain the bosonization method gave the same result. [15] $\delta = 2$ was also derived from the fermionic excitation with the dispersion k^2 which was numerically verified to be a good picture for both systems. [3,4] In addition the argument of the equivalence between the magnetization process of antiferromagnetic chains and some integrable models of the crystal-shape profile lead to the same conclusion. [16] In any theories giving $\delta = 2$, however, the original spin Hamiltonians were mapped into other solvable models with some crucial approximations. Thus it would be important to estimate δ for the original Hamiltonian directly in some numerical ways, to test these effective theories and to investigate unknown systems.

In this paper we propose a size scaling method to estimate the critical exponent δ of quantum spin chains using the result of the finite cluster calculation. In order to examine the validity of the method, we apply it to the $S = 1$ antiferromagnetic chain and the $S = 1/2$ bond alternating chains. In addition a recent topic on the magnetization plateau of the $S = 3/2$ antiferromagnetic chain with anisotropy is investigated by the method.

At first we consider the $S = 1$ antiferromagnetic Heisenberg chain for the explanation of the method. The following argument is easily to be applied to more generalized models. To investigate the magnetization process we consider the Hamiltonian

$$\begin{aligned} \mathcal{H} &= \mathcal{H}_0 + \mathcal{H}_Z, \\ \mathcal{H}_0 &= \sum_j^L \mathbf{S}_j \cdot \mathbf{S}_{j+1}, \\ \mathcal{H}_Z &= -H \sum_j^L S_j^z, \end{aligned} \quad (2)$$

under the periodic boundary condition. We restrict us on even-site systems to avoid the frustration. Throughout we use the unit such that $g\mu_B = 1$. For L -site systems, the lowest energy of \mathcal{H}_0 in the subspace where $\sum_j S_j^z = M$ (the macroscopic magnetization is $m = M/L$) is de-

noted as $E(L, M)$. We assume the asymptotic form of the size dependence of the energy as

$$\frac{1}{L}E(L, M) \sim \epsilon(m) + C(m)\frac{1}{L^\theta} \quad (L \rightarrow \infty), \quad (3)$$

where $\epsilon(m)$ is the bulk energy and the second term describes the leading size correction. We also assume that $C(m)$ is an analytic function of m . For gapless cases the conformal field theory predicted $\theta = 2$. [9] Since the method works better for faster convergence of the size correction as shown later, we can also accept the exponential decay like $e^{-L/\xi}$ which is reasonably expected for the ground state of the spin gap systems instead of $1/L^\theta$. We neglect the m -dependence of θ because it gives only higher order corrections which does not change the main result. If the bulk system has the critical behavior described by the form (1), m -dependence of the energy $\epsilon(m)$ near $m = 0$ should have the form

$$\epsilon(m) \sim \epsilon(0) + H_c m + A m^{\delta+1}, \quad (4)$$

where A is a positive constant and we assume $\delta > 0$. Now we put $M = 0, 1$ and 2 into the form (3) and use (4). If L is sufficiently large, $C(m)$ can be expanded with respect to m as $C(1/L) \sim C(0) + C'(0)1/L + 1/2 C''(0)1/L^2 \dots$ for $M = 1$. Thus we get the forms

$$\begin{aligned} E(L, 0) &\sim L\epsilon(0) + C(0)\frac{1}{L^{\theta-1}}, \\ E(L, 1) &\sim L\epsilon(0) + H_c + A\frac{1}{L^\delta} \\ &\quad + C(0)\frac{1}{L^{\theta-1}} + C'(0)\frac{1}{L^\theta} + \frac{1}{2}C''(0)\frac{1}{L^{\theta+1}} \dots, \\ E(L, 2) &\sim L\epsilon(0) + 2H_c + 2^{\delta+1}A\frac{1}{L^\delta} \\ &\quad + C(0)\frac{1}{L^{\theta-1}} + 2C'(0)\frac{1}{L^\theta} + 2C''(0)\frac{1}{L^{\theta+1}} \dots. \end{aligned}$$

If we define the quantity

$$f(L) \equiv E(L, 2) + E(L, 0) - 2E(L, 1), \quad (5)$$

the asymptotic behavior of $f(L)$ becomes

$$f(L) \sim A(2^{\delta+1} - 2)\frac{1}{L^\delta} + C''(0)\frac{1}{L^{\theta+1}} \quad (L \rightarrow \infty). \quad (6)$$

When the second term of (6) converges faster than the first one, the exponent δ can be estimated from the size dependence of $f(L)$. Thus the necessary condition under which the method gives the correct value of δ is

$$\theta > \delta - 1. \quad (7)$$

Therefore we have to check the condition that $E(L, 0)/L$ converges faster than $1/L^{\delta-1}$ after determining δ . Using the calculated values of $f(L)$ and $f(L+2)$, the exponent δ can be estimated by the form

$$\ln\left(\frac{f(L)}{f(L+2)}\right) / \ln\left(\frac{L+2}{L}\right) \sim \delta + O\left(\frac{1}{L^{\theta-\delta+1}}\right). \quad (8)$$

The convergence of the size correction is guaranteed by the condition (7). Thus the extrapolation of the L -dependent exponent $\delta(L, L+2)$ defined by the left hand side of (8) gives an estimation of δ .

Note that the method can be easily generalized for the behavior around a finite magnetization m_0 , which is described as $m - m_0 \sim (H - H_c)^{1/\delta}$. In this case we have only to change the form (5) into

$$f(L) \equiv E(L, M_0 + 2) + E(L, M_0) - 2E(L, M_0 + 1), \quad (9)$$

where $M_0 = Lm_0$. In addition the method can be applied even to gapless cases where H_c might be zero. In the following argument we don't mention the value of H_c but we concentrate on the estimation of δ .

For the behavior of the magnetization curve around $m = 1/2$ of the $S = 1$ antiferromagnetic chain, the L -dependent exponent $\delta(L, L+2)$ derived from the form (9) using the finite cluster results of $E(L, M)$ up to $L = 18$ calculated by Lanczos algorithm is plotted versus $1/(L+1)$ in Fig. 1. Fitting the quadratic function $\delta(L, L+2) \sim \delta + a/(L+1) + b/(L+1)^2$ to the data, the extrapolated value is determined as $\delta = 0.99 \pm 0.01$, based on the standard least-square method. The result leads to the conclusion $\delta = 1$, which is reasonably expected for the gapless point $m = 1/2$. To check the condition (7) $E(L, M) - \epsilon(m)$ for $m = 1/2$ of the $S = 1$ antiferromagnetic chain is plotted versus $1/L^2$ in Fig. 2, where the value of $\epsilon(m)$ was estimated by fitting of the quadratic function of $1/L$. The plot suggests $\theta = 2$ in the form (3) which is consistent with the prediction of the conformal field theory. [9] Then the condition (7) is satisfied.

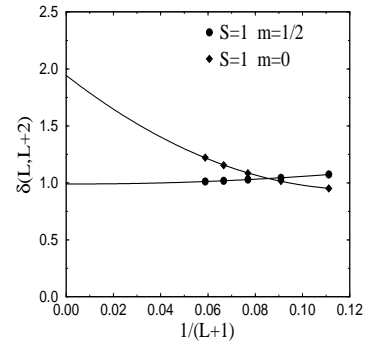


FIG. 1. L -dependent exponent $\delta(L, L+2)$ plotted versus $1/(L+1)$ for $m = 1/2$ (solid circle) and $m = 0$ (solid diamond) of the $S = 1$ antiferromagnetic chain. The extrapolated results are $\delta = 0.99 \pm 0.01$ and $\delta = 1.9 \pm 0.1$, respectively.

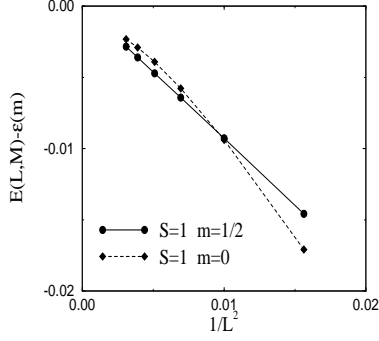


FIG. 2. Size correction of the ground state energy per site $E(L,M) - \epsilon(m)$ of the $S = 1$ antiferromagnetic chain plotted versus $1/L^2$ for $m = 1/2$ (solid circle) and $m = 0$ (solid diamond). It converges just like $1/L^2$ for $m = 1/2$, while obviously faster than $1/L^2$.

In Fig. 1 we also show the plot of $\delta(L, L+2)$ based on the form (5) versus $1/(L+1)$ for $m = 0$ of the $S = 1$ antiferromagnetic chain which is more interesting because the system has the Haldane gap which vanishes at H_c . The extrapolated result is $\delta = 1.9 \pm 0.1$ which suggests $\delta = 2$, as predicted by the above effective Hamiltonian theories. The plot of $E(L,M) - \epsilon(m)$ versus $1/L^2$ for $m = 0$ in Fig. 2 obviously shows that the size correction in the form (3) decays faster than $1/L^2$ in contrast to the plot for $m = 1/2$. It implies $\theta > 2$ and the condition (7) which is $\theta > 1$ in this case is also satisfied for $m = 0$.

Next we investigate the $S = 1/2$ bond alternating chain as another example with the spin gap between the singlet ground state and the triplet first excited state. The Hamiltonian is defined as

$$\begin{aligned}\mathcal{H} &= \mathcal{H}_0 + \mathcal{H}_Z, \\ \mathcal{H}_0 &= \sum_j^L \mathbf{S}_{2j-1} \cdot \mathbf{S}_{2j} - \beta \sum_j^L \mathbf{S}_{2j} \cdot \mathbf{S}_{2j+1}, \\ \mathcal{H}_Z &= -H \sum_j^{2L} S_j^z,\end{aligned}\quad (10)$$

where $2L$ $S = 1/2$ spins are included in the systems. The system has the gap except for $\beta = -1$ where it is the uniform $S = 1/2$ antiferromagnetic chain. We chose two typical values of β ; (i) $\beta = 2.0$ and (ii) $\beta = -0.2$, which correspond to the ferromagnetic-antiferromagnetic and antiferromagnetic-antiferromagnetic alternating chains, respectively. In the latter case particularly the finite size effect is larger in the vicinity of the gapless point $\beta = -1$. Thus we study only for a smaller β ($= -0.2$) than realistic cases. The universality argument, however, justifies that the critical exponents are independent of β except for $\beta = -1$, because the system with $m = 0$ is in a common phase for $\beta \neq -1$. In order to estimate the exponent δ around $m = 0$ of the system (10), the L -dependent exponent $\delta(L, L+2)$ up to $L = 12$ is plotted versus $1/(L+1)$

for $\beta = 2.0$ and -0.2 in Fig. 3. The same extrapolation as the $S = 1$ chain results in $\delta = 2.03 \pm 0.03$ and 1.9 ± 0.1 for $\beta = 2.0$ and -0.2 , respectively. The results are also consistent with $\delta = 2$ predicted by some theories discussed above. We also have to check the condition (7) which is $\theta > 1$ because of $\delta = 2$. In Fig. 4 $E(L,M) - \epsilon(m)$ for $m = M = 0$ of the system (10) with $\beta = 2.0$ and -0.2 is plotted versus $1/L$. It obviously shows a faster convergence of the size correction for the ground state energy per site than $1/L$, which implies that the condition is satisfied.

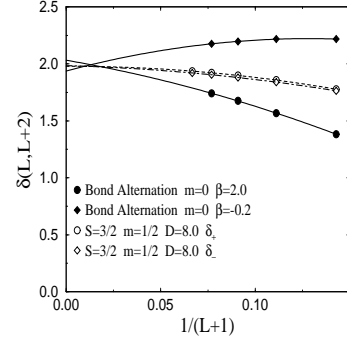


FIG. 3. L -dependent exponent $\delta(L, L+2)$ plotted versus $1/(L+1)$ for the $S = 1/2$ bond alternating chain with $\beta = 2.0$ (solid circle) and $\beta = -0.2$ (solid diamond). The extrapolated results are $\delta = 2.03 \pm 0.03$ and $\delta = 1.9 \pm 0.1$, respectively. L -dependent exponents $\delta_{\pm}(L, L+2)$ associated with the magnetization plateau at $m = 1/2$ are also plotted versus $1/(L+1)$ for the $S = 3/2$ antiferromagnetic chain with the single ion anisotropy $D = 8.0$; δ_+ : open circle and δ_- : open diamond. The extrapolated results are $\delta_+ = 1.98 \pm 0.04$ and $\delta_- = 1.99 \pm 0.04$, respectively.

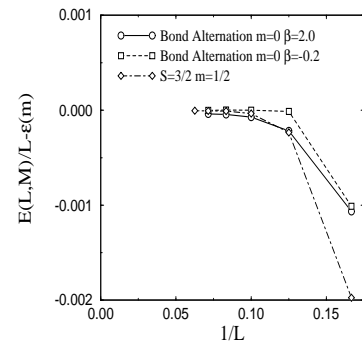


FIG. 4. Size correction of the ground state energy per site $E(L,M) - \epsilon(m)$ of the $S = 1$ antiferromagnetic chain plotted versus $1/L$ for the $S = 1/2$ bond alternating chain ($m = 0$) with $\beta = 2.0$ (open circle) and $\beta = -0.2$ (open square), and the $S = 3/2$ antiferromagnetic chain ($m = 1/2$) with the single ion anisotropy $D = 8.0$ (open diamond). It converges faster than $1/L$ in all the cases. We plot the original values times 10^4 only for the bond alternating chain with $\beta = -0.2$.

Finally we apply the method to the $S = 3/2$ anti-ferromagnetic chain with the single-ion anisotropy. The system is described by the Hamiltonian (2) with the anisotropy term $D \sum_j^L (S_j^z)^2$ added to \mathcal{H}_0 . Recently an argument based on the analogy to the quantum Hall effect suggested that the ground state magnetization curve possibly had a plateau just at $m = 1/2$ which corresponds to $1/3$ of the saturation moment and the singular part of the magnetization near the plateau was proportional to $\sqrt{|H - H_c|}$ where H_c is the critical field at either edge of the plateau. [17] The plateau was verified to exist for $D > D_c = 0.93$ by finite cluster analyses and size scaling techniques. [18] However, the form of the singularity near the edge of the plateau has not been derived by any numerical studies on the original Hamiltonian. Thus this problem is one of interesting examples to investigate by the method presented in this paper. We consider a sufficiently large D so that the magnetization curve has a clear plateau at $m = 1/2$. The two critical fields $H_{c\pm}$ are denoted such that the curve has a plateau for $H_{c-} < H < H_{c+}$. They can be given by

$$E(L, \frac{L}{2} \pm 1) - E(L, \frac{L}{2}) \rightarrow \pm H_{c\pm} \quad (L \rightarrow \infty), \quad (11)$$

although we don't consider the value of $H_{c\pm}$ here. To investigate the singularity of the magnetization curve, the critical exponents δ_{\pm} are defined as

$$m - \frac{1}{2} \sim (H - H_{c+})^{1/\delta_+}, \quad (12)$$

$$\frac{1}{2} - m \sim (H_{c-} - H)^{1/\delta_-}. \quad (13)$$

To estimate δ_{\pm} we have only to change $f(L)$ into $f_{\pm}(L)$ defined as $f_{\pm}(L) \equiv \pm[E(L, \frac{L}{2} \pm 2) + E(L, \frac{L}{2}) - 2E(L, \frac{L}{2} \pm 1)]$ and extrapolate the L -dependent exponents $\delta_{\pm}(L, L+2)$ defined by the left hand side of the equation (8) using $f_{\pm}(L)$ instead of $f(L)$. In Fig. 3 we show the plot of $\delta_{\pm}(L, L+2)$ versus $1/(L+1)$ up to $L = 14$ for $D = 8.0$. The extrapolated results are $\delta_+ = 1.98 \pm 0.04$ and $\delta_- = 1.99 \pm 0.04$, which imply $\delta_+ = \delta_- = 2$ as suggested by the analogy to the quantum Hall effect. We also check the condition (7) by the plot of $E(L, M) - \epsilon(m)$ versus $1/L$ for $M = L/2$ and $m = 1/2$ in Fig. 4 which suggests that the size correction decays faster than $1/L$. To avoid large finite size effects we considered only a large value of $D (= 8.0)$ which is not realistic. But it is expected the result $\delta = 2$ is always true for $D > D_c (= 0.93)$ because the transition at the critical field belongs to a common universality class.

Recently the magnetization plateau was also investigated on the $S = 1/2$ bond alternating chain with the next-nearest neighbor interaction [19] by the bosonization technique which lead to $\delta = 2$ at the edge of the plateau at $m = 1/4$. The result suggests the transition belongs to the same universality class as that of the anisotropic $S = 3/2$ chain.

In summary a finite size scaling method to estimate the critical exponent δ associated with the magnetization curve around the critical magnetic field corresponding to the amplitude of the spin gap of quantum spin chains was proposed and applied to the $S = 1$ antiferromagnetic chain and $S = 1/2$ bond alternating chain. In addition the behavior of the magnetization curve around the edges of the plateau of the anisotropic $S = 3/2$ anti-ferromagnetic chain was investigated by the method. All the results indicated the same conclusion $\delta = 2$.

We would like to thank Dr. K. Totsuka for sending his preprint and interesting discussions. We also thank the Supercomputer Center, Institute for Solid State Physics, University of Tokyo for the facilities and the use of the Fujitsu VPP500. This research was supported in part by Grant-in-Aid for the Scientific Research Fund from the Ministry of Education, Science, Sports and Culture (08640445).

-
- [1] F. D. M. Haldane, Phys. Lett. **93A**, 464 (1993); Phys. Rev. Lett. **50**, 1153 (1983).
 - [2] T. Sakai and M. Takahashi, Phys. Rev. **B 43**, 13383 (1991).
 - [3] T. Sakai and M. Takahashi, J. Phys. Soc. Jpn. **60**, 3615 (1991).
 - [4] T. Sakai, J. Phys. Soc. Jpn. **64**, 251 (1995).
 - [5] K. Katsumata et al. Phys. Rev. Lett. **63**, 86 (1989).
 - [6] Y. Ajiro et al. Phys. Rev. Lett. **63**, 1424 (1989).
 - [7] M. Hase et al. Phys. Rev. **B48**, 9616 (1993).
 - [8] H. Nojiri et al. Phys. Rev. **B52**, 12749 (1995).
 - [9] J. L. Cardy, J. Phys. **A 17**, L385 (1984); H. W. Blöte, J. L. Cardy and M. P. Nightingale, Phys. Rev. Lett. **56**, 742 (1986); I. Affleck, Phys. Rev. Lett. **56**, 746 (1986).
 - [10] T. Tonegawa, T. Nakao and M. Kaburagi, J. Phys. Soc. Jpn. **65**, 3317 (1996).
 - [11] M. Hagiwara et al. Technical Report of ISSP, No. 3291 (1997).
 - [12] J. M. Kosterlitz and D. J. Thouless, J. Phys. **C 6**, 1181 (1973).
 - [13] M. Takahashi and T. Sakai, J. Phys. Soc. Jpn. **60**, 760 (1991).
 - [14] I. Affleck, Phys. Rev. **B43**, 3215 (1991).
 - [15] R. Chitra and T. Giamarchi, Phys. Rev. **B55**, 5816 (1997).
 - [16] Y. Akutsu et al. contribution to the JPS meeting autumn 1997, at Kobe.
 - [17] M. Oshikawa, M. Yamanaka and I. Affleck, Phys. Rev. Lett. **78**, 1984 (1997).
 - [18] T. Sakai and M. Takahashi, to appear in Phys. Rev. B Rapid Comm. (SISSA cond-mat/9710327 preprint).
 - [19] K. Totsuka, to appear in Phys. Rev. B.