

Compact parity conserving percolation in one-dimension

Nóra Menyhard

Research Institute for Solid State Physics, H-1525 Budapest, P.O. Box 49, Hungary

Geza Odor

Research Institute for Technical Physics and Materials Science, H-1525 Budapest, P.O. Box 49, Hungary

Compact directed percolation is known to appear at the endpoint of the directed percolation critical line of the Domany-Kinzel cellular automaton in $1+1$ dimension. Equivalently, such transition occurs at zero temperature in a magnetic field in the Glauber-Ising model and is shown to transform into compact parity conserving percolation transition under the effect of the critical fluctuations at the parity-conserving phase transition in the framework of the one-dimensional non-equilibrium kinetic Ising model. The characteristic exponents of spreading are found by numerical simulations, they differ from their compact directed percolation counterparts while the hyperscaling relation holds in its form appropriate for compact directed percolation.

PACS numbers: 05.70.Ln, 05.50.+q

I. INTRODUCTION

The Domany-Kinzel automaton [1] (DKCA) exhibits a line of (second order) critical points of directed percolation universality class, which line ends at the so called compact directed percolation point (CDP). This point, using the notation of [1,2] is situated on the line $p_2 = 1; p_3 = 0$ at $p_1 = 1/2$. By changing p_1 through this point the transition there is a first order one between two absorbing phases (empty and full or, equivalently, all spins up and all spins down). The characteristic critical exponents of the CDP transition are known exactly and a hyperscaling relation has also been derived for such transitions in d dimensions [1,3]. For the spreading process of a single $s_i = 1$ in the sea of zeros (or -1 's) the exponents ν_s , ν_z and ν_s defined at the transition point for the power-law time-dependences of the density of $1-s_i$ / t^ν , the survival probability $P(t) / t^\nu$ and the mean square distance of spreading $\langle R^2(t) \rangle \sim t^\nu$ have been obtained as 0, 1/2 and 1, respectively [3]. For the parallel and perpendicular coherence lengths ξ_k and ξ_\perp resp., as well as for the dynamical critical exponent Z Domany and Kinzel has obtained the exact results: $\xi_k = 2$, $\xi_\perp = 1$, $Z = 2$, respectively (which means only two exponents as by definition $\xi_k = Z \xi_\perp$).

It is obvious, that the above sketched $1+1$ dimensional CDP transition is equivalent to that in the 1-d Glauber-Ising model [4] at $T = 0$, because the symmetry as well as the kinetics are the same. Changing the parameter p_1 of the DKCA around $p_1 = 1/2$ corresponds to introducing a magnetic field h into the spin-flip probability w_i of the Glauber-Ising model. In the following, on the basis of this equivalence, an other type of compact percolation phase transition will be introduced, with critical exponents differing from those of CDP and which will be called compact parity conserving transition (CPC) for reasons to be explained soon. In a previous paper of the present authors [5], devoted to damage spreading investigations of different non-equilibrium one-dimensional models, the issue of a CPC transition has already been raised. The CPC idea will now be given a detailed discussion in the framework of the non-equilibrium kinetic Ising model (NEKIM) [6,7]. Numerical simulation results of scaling properties will be presented; the generalized hyperscaling relation will be shown to be satisfied also in this case.

II. GLAUBER-ISING MODEL

The $d = 1$ Ising model with Glauber kinetics is exactly solvable. In this case the critical temperature is at $T = 0$, the transition is of first order. We recall that $p_T = e^{-\frac{4J}{kT}}$ plays the role of $\frac{T-T_c}{T_c}$ in 1d and in the vicinity of $T = 0$ critical exponents can be defined as powers of p_T , thus e.g. that of the coherence length, ξ , via ξ / p_T^ν . In the presence of a magnetic field h the magnetization is known exactly. At $T = 0$

$$m(T = 0; h) = \text{sgn}(h) : \quad (1)$$

Moreover, for $\nu = 1$ and $h = kT = 1$ the exact solution reduces to

$$m = 2h \quad (2)$$

In scaling form one writes:

$$m = g(h^{-1/\nu}) \quad (3)$$

where ν is the static magnetic critical exponent. Comparison of eqs. (2) and (3) results in $\nu = 0$ and $\beta = 1$. These values are the ones well known for the 1-d Ising model. It is clear that the transition is discontinuous at $h = 0$ also when changing h from positive to negative values, see eq.(1).

The stochastic analog of the Ising model in a magnetic field has been formulated by Glauber [4]. In its most general form the spin-flip transition rate for spin s_i ($s_i = \pm 1$) sitting at site i is:

$$w_i^h = w_i(1 - h s_i) \quad (4)$$

$$w_i = \frac{1}{2} (1 + \tilde{s}_{i-1} s_{i+1}) - \frac{1}{2} s_i (s_{i-1} + s_{i+1}) \quad (5)$$

where $\tilde{s} = \tanh 2J/kT$ (J denoting the coupling constant in the Ising Hamiltonian), and \tilde{s} are further parameters. This model will reach the same equilibrium state as the Ising model in a magnetic field.

For the case $\tilde{s} = 0$, $\beta = 1/2$, which is usually referred to as the Glauber-Ising model, $Z = 2$ (Z is the usual dynamic critical exponent) is also a well-known result.

In the general case at $T = 0$ ($\beta = 1/2$) there are two independent non-zero rates $\frac{1}{2}(1 - \tilde{s})(1 - h s_i)$ and $(1 + \tilde{s})(1 - h s_i)$, responsible for random walk, and pairwise annihilation of domain walls, respectively.

To introduce CPC, the nonequilibrium kinetic Ising model (NEKIM), proposed in [6,7] will be used. A short review is given in the next section.

III. THE NEKIM MODEL

In the NEKIM model, besides the spin-flip transition-rate eq.(5), taken at $T = 0$, also a nearest neighbour mixing of spins with probability p_{ex} is applied at each time step of the simulation. The spin-exchange transition rate of nearest neighbour spins (the Kawasaki [8] rate at $T = 1$) is $w_{ii+1} = \frac{1}{2} p_{ex} [1 - s_i s_{i+1}]$; where p_{ex} is the probability of spin exchange. Spin-flip and spin-exchange are then applied alternately. In this system (at $h = 0$) for certain values of the parameters \tilde{s} , p_{ex} and β a second order phase transition takes place for the kinks from an absorbing to an active state, which belongs to the parity conserving (PC) universality class [9,10,7,12,14]. The absorbing phase is double degenerate, an initial state decays algebraically to the stationary state, which is one of the absorbing ones (all spins up or all spins down, provided the initial state has an even number of kinks) and the whole absorbing phase behaves like a critical point with power law decay of correlations, like the Glauber-Ising point ($\tilde{s} = 0$, $p_{ex} = 0$).

Now let us look at the PC transition from the point of view of the underlying spin system. The above mentioned first order transition at $T = 0$ of the Ising system disappears at the PC point and is, of course, absent in the whole active phase of the kinks. The fluctuations of this PC transition exert a pronounced effect on the underlying spin system as found earlier [15] thus e.g. the classical dynamic exponent Z , defined, as usual through $\chi \sim \omega^{-Z}$, was found to be $Z = 1.75(1)$ instead of the Glauber-Ising value of $Z = 2$. In this case one approaches the PC point from the temperature 'direction', by decreasing it to 0. On the other hand we can also look at the transition by changing a characteristic parameter (chosen by us to be \tilde{s}) of NEKIM through the critical point \tilde{s}_c and fixing the other two. As a function of $\beta = j(\tilde{s} - \tilde{s}_c)$ the transition - on the level of spins - is again a first order one of type order-disorder. Namely, taking initial states with an even number of kinks, the magnetization of the stationary state has a jump at $\beta = 0$. The same is true when changing the magnetic field h from negative to positive values at $\beta = 0$, $T = 0$. Thus for the spins the value of the (static) critical exponent is zero, in all the three 'directions' of departing from PC (β , \tilde{s} and h), as mentioned above. (For simulation results see [15,5]).

In the following we will choose the same PC transition point as in previous works [7,15], and make simulations at and around this point by changing the magnetic field h . The parameters chosen are: $\beta = .35$; $p_{ex} = .3$; $\tilde{s}_c = .395(2)$. In these previous simulations the spin-flip part has been applied using two-sublattice updating. After that we have stored the states of the spins and made L (L is the size of the system) random attempts of exchange using always the stored situation for the states of the spins before updating. All these together has been counted as one time-step of updating. (Usual Monte Carlo update in this last step enhances the effect of p_{ex} and leads to $\tilde{s}_c = .362(1)$).

Time-dependent simulations have proven to be a very efficient method for determining critical exponents (besides the critical point itself) [16][18]. On the basis of eq.(3), the t -dependence of the magnetization in scaling form can be written as

$$m(t;h) = t^{-\beta} g(ht^{-\beta}) \quad (6)$$

Such form can be used in a quench from $T = 1$ to T_c and was exploited also in [15], though at $h = 0$, using temperature as a second variable, for determining mainly static critical exponents of the spins at the PC point.

In the following we will further study the influence of the PC transition on the spin system from a different point of view. Instead of starting with an initial state of randomly distributed up- and down-spins with zero average magnetization as in the above mentioned simulations of quenching, we will now investigate the evolution of the nonequilibrium system from an almost perfectly magnetized initial state (or rather an ensemble of such states). This state is prepared in such a way that a single up-spin is placed in the sea of down-spins at $L=2$. Using the language of kinks (or particles, in the BARW model [11,12]), this corresponds to the usual initial state of two nearest neighbour kinks placed at the origin. The quantities usually measured of the forming clusters are the order-parameter density, the survival probability $P(t)$ and the average mean square size of spreading $\langle R^2(t) \rangle$ from the center of the lattice. At the critical point these quantities exhibit power law behaviour in the limit of long times; more generally we can write

$$n_s(t;h) = t^s g_1(ht^{-\beta}) \quad (7)$$

for the deviation of the spin density from its initial value, $n_s = m(t;h) - m(0)$,

$$P(t;h) = t^{-s} g_2(ht^{-\beta}) \quad (8)$$

for the survival probability and

$$\langle R^2(t;h) \rangle = t^Z g_3(ht^{-\beta}) \quad (9)$$

for the average mean square distance of spreading from the origin. The argument of the scaling functions above has been taken from eq.(6); but now at the PC point instead of the Glauber-Ising one. Thus the exponents s , $-s$ and Z in the above equations take values appropriate at the PC point.

We have measured $n_s(t)$ and $P(t)$ at and in the vicinity of the critical point with initial configuration of a single up-spin at the origin in the sea of down-spins and allowing the system to evolve according to the rule of NEKIM as described above. Averaging has been taken over runs with different sequences of random numbers during the evolution. Fig.1 and Fig.2 show the local slopes (for definition see e.g. [12]) s and $-s$, respectively.

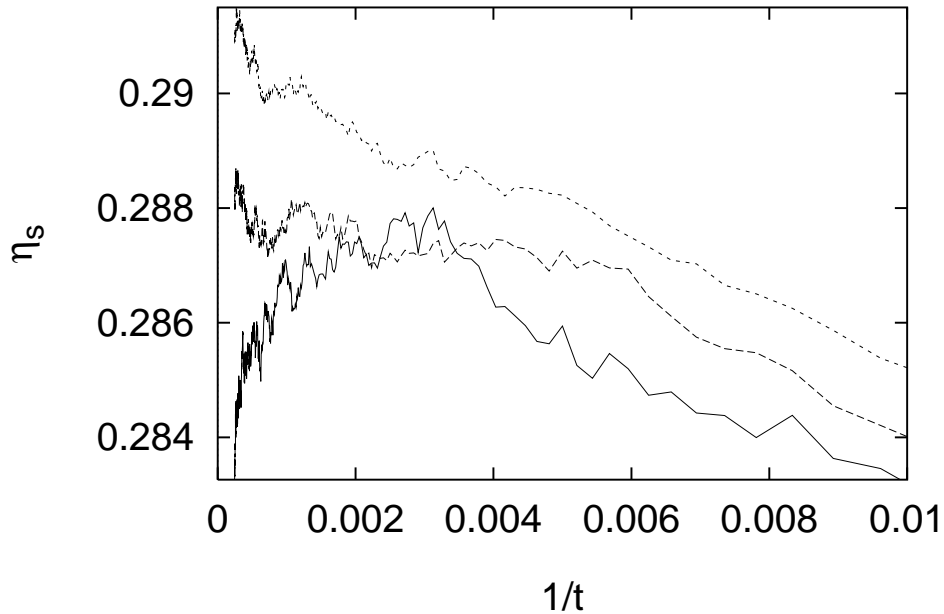


FIG. 1. Local slopes of the spin density $n_s(t)$ for zero magnetic field near the PC point. $\beta = 0.393; 0.394; 0.395$ (from bottom to top). The best scaling result is $s = -288(4)$. In the averaging the number of independent runs was $3 \cdot 5 \cdot 10^6$.

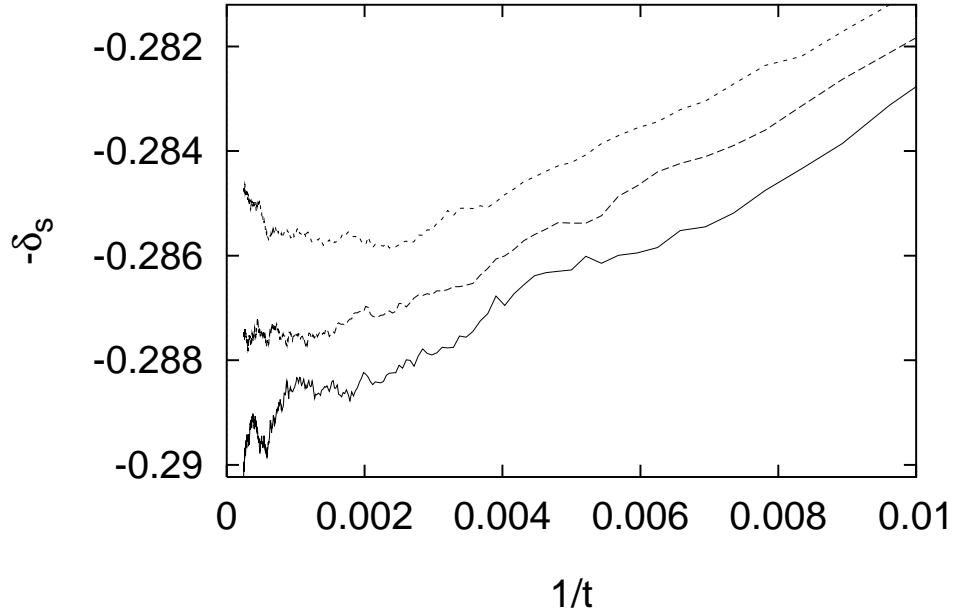


FIG. 2. Local slopes of the survival probability $P(t)$ for zero magnetic field in the vicinity of the PC point. $\tilde{\omega} = 0.393; 0.394; 0.395$ (from bottom to top). The best scaling result is $s_s = 2.87(3)$. In the averaging the number of independent runs was the same as for Fig.1

Besides results at the PC point we have also carried out detailed simulational studies at a point in the so called Ising phase, namely for $\tilde{\omega} = 0$, $\tilde{\omega} = 0.35$ and $p_{ex} = 0.3$. This point is a non-equilibrium one due to the non-zero value of p_{ex} , and is marked on Fig.3 with NGI (non-equilibrium Glauber-Ising) on the abscissa.

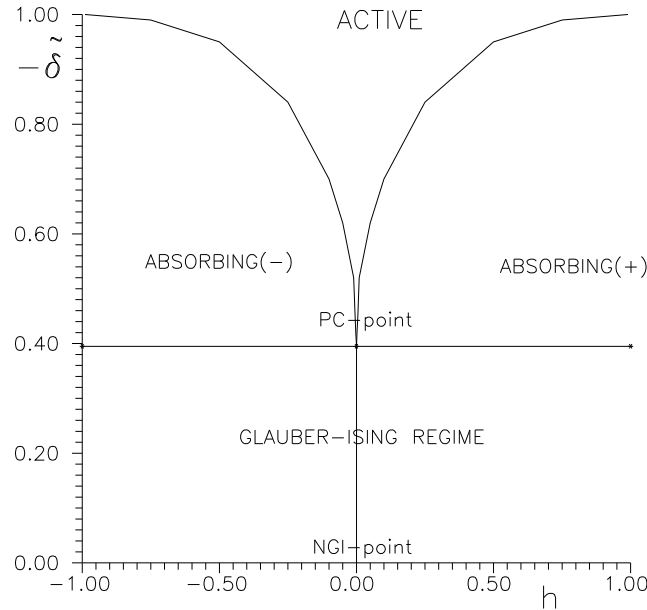


FIG. 3. Phase diagram of NEKIM in the $(h; \tilde{\omega})$ plane. The chosen PC-point is at $\tilde{\omega} = 0.395$. For lower values of $\tilde{\omega}$, in the Glauber-Ising regime, the vertical line connecting the PC and the NGI points (at $h = 0$) consists of all CDP points with its characteristic critical exponents. The simulations around the PC point have been done here for $h > 0$ in the interval $0 < h < 1$. The other parameters of NEKIM in the whole plane are as follows: $\tilde{\omega} = 0.35$ and $p_{ex} = 0.3$.

The results which we have obtained via simulations at this point (Fig.4) are, within error, the same as for the (exactly solved) Glauber-Ising case.

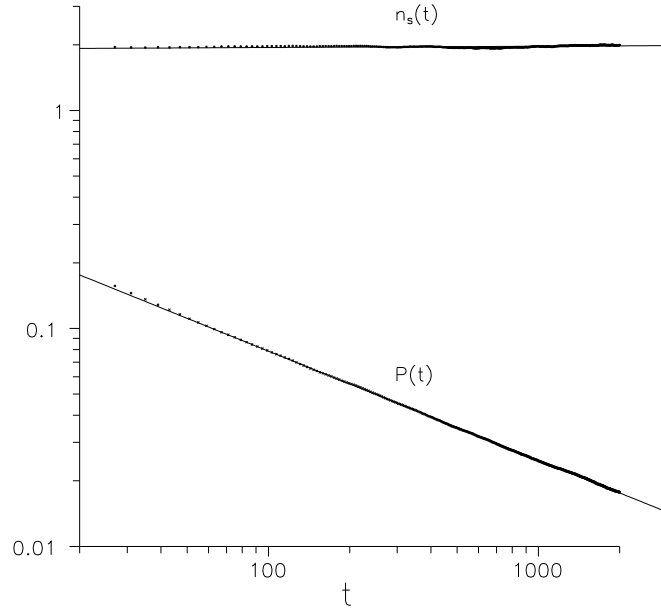


FIG. 4. The scaling function $n_s(t) / t^{-s}$ and $P(t) / t^{-s}$ at the NGI point of Fig. 3 ($p_{ex} = .3$, $\tilde{\omega} = 0$). The power law fit of the data shown gives $s^{NGI} = .0006$ and $s^{NGI} = .500(5)$. Number of independent runs in the averaging was: $(10 \quad 60) \quad 10^4$

Fig 5. shows the asymptotic values for large times of $P(t;h)$, for different values of h in the range of $h = .005 \quad .1$. For the exponent ϕ defined through

$$\lim_{t \rightarrow \infty} P(t;h) / h^{-\phi} \quad (10)$$

the value $\phi = .445(5)$ has been obtained. The scaling law

$$\phi = \frac{s}{Z} \quad (11)$$

follows from eq.(8); using $Z = .777$ taken from [15], it gives for the magnetic parameter the value $\tilde{\omega} = .505(5)$ at the PC point. It is remarkable, that $\tilde{\omega}$ has - within error - the same value as at the GI point.

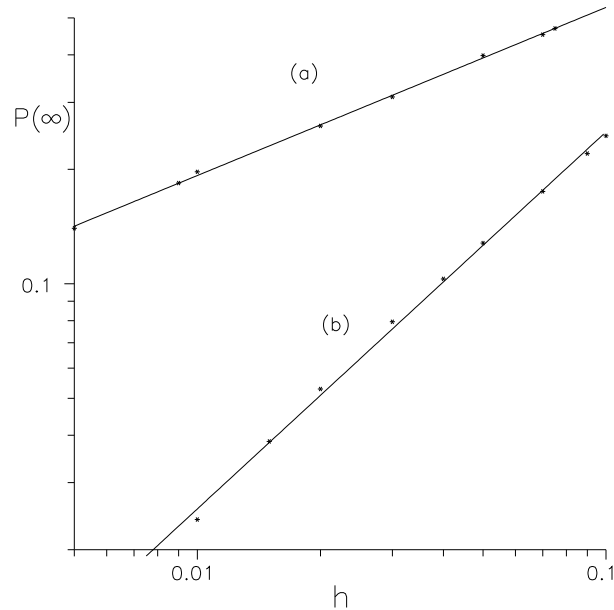


FIG. 5. Level-off values of the survival probability $P(t;h)$ for large times at different values of h . The straight line (a) is power law fit near the PC point with $\phi = .445(5)$. Points around the straight line (b) show simulational results of the same quantity for the NGI point, giving $\phi^{NGI} = .99(2)$. Number of independent runs in the averaging was: $10^4 \quad 10^5$.

In the hyperscaling law, derived by Mendes et al. [19],

$$(1 + \frac{1}{\nu}) + \frac{1}{\nu} = dz=2 \quad (12)$$

the above finite value of ν enters while $\nu = 0$. This latter value follows at the PC point from the same symmetry consideration as at the Glauber-Ising point (though does not in the active phase). According to the argumentation of [3] the fulfillment of the hyperscaling law in the form $\nu + \frac{1}{\nu} = dz=2$ is equivalent to compactness of the clusters. The difference in the form of the spreading clusters is that for CPC the cluster boundaries are diffuse, i.e. the branching process also present in the kinetics makes the flat pieces of CDP boundaries fringed (see Fig.18 of [5]). The results we have obtained at the NGI point are shown on Table 1.

Finally, Fig. 6 and Fig.7 show the scaling functions, eqs. (7) and (8), respectively. Here ν has been taken from eq.(11) using $Z = .777$, $\nu_s = .285$, $\nu_s = .285$ and the value obtained for ν above.

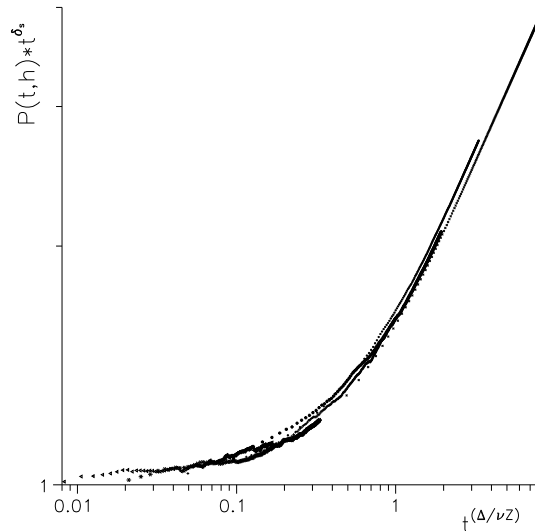


FIG. 6. The scaling function $P(t;h)$. The different curves correspond to the following values of the parameter h : $h = .05; .01; .009; .003; .001; .0005$. The values of the parameters ν_s , ν and Z used are given in the text. Number of independent runs in the averaging was: (1 2) 10^4

Data for different values of h scale together sufficiently well when considering the relatively poor statistics (averages over 10^4 samples, typically). A 5% change of the parameters does not improve the collapse of the curves for different values of h , while an increase of the number of samples by an order of magnitude certainly would.

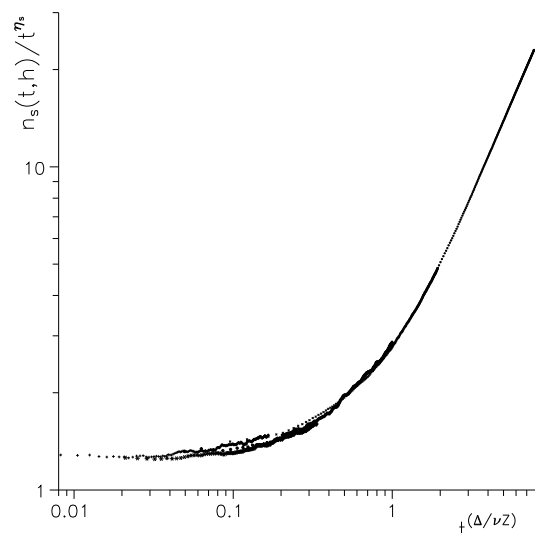


FIG. 7. The scaling function $n_s(t;h)$. The values of the parameters ν_s , ν and Z are given in the text. Number of independent runs and values of h are the same as for Fig.6

The results together with some of the critical exponents obtained earlier in [15] are summarized in Table I.

		ν	β	ν_s	ν_{β}	ν_z
NGICDP	0	.99(2)	$1/2$.0006(4)	.500(5)	$1 (= 2/\nu_z)$
CPC	.00(2)	.445(5)	.49(1)	.288(4)	.287(3)	$1.14 (= 2/\nu_z)$

TABLE I. Spin-cluster critical exponents for NEKIM in a magnetic field

No measurements have been reported here on the mean square cluster size function which, naturally, shows the same behaviour as for kinks (when starting with two neighbouring kinks in an otherwise empty lattice) and adds no further information to the problem.

V. SUMMARY

In summary, we have carried out numerical simulations – in the framework of the nonequilibrium kinetic Ising model, at and around its parity conserving phase transition point – to give support to the conjecture that a compact parity conserving transition exists, with exponents differing from the Domany-Kinzel compact directed percolation exponents. The hyperscaling law [19,3] is fulfilled with these exponents as well.

Our present results give further evidence to the conclusion that the effect of fluctuations felt by the spin system at the PC transition is of interest in itself.

ACKNOWLEDGEMENTS

The authors thank Z. Racz for useful remarks. Support from the Hungarian research fund OTKA (Nos. T 017493, 027391 and 023552) and from NATO grant CRG-970332 is gratefully acknowledged. The simulations were partially carried out on the Fujitsu AP 1000 parallel supercomputer.

-
- [1] E. Domany, W. Kinzel, Phys. Rev. Lett. 53, 311 (1984)
 - [2] W. Kinzel, Z. Phys. B-Condensed Matter 58, 229 (1985)
 - [3] R. Dickman and A. Yu. Tretyakov, Phys. Rev. E 52 (1995) 3218
 - [4] G. Auluber, J. Math. Phys. 4 (1963) 191
 - [5] G. Odor and N. Menyhárd: Damage spreading for one-dimensional non-equilibrium models with parity conserving phase transitions, cond-mat/9709154 and submitted to Phys. Rev. E
 - [6] D. Rozman, Z. Racz and Schmidt J, Phys. Rev. A 39 (1989) 214.
 - [7] N. Menyhárd, J. Phys. A: Math. Gen. 27 (1994) 6139
 - [8] see e.g. Kawasaki K: Phase Transitions and Critical Phenomena, Vol. 2, ed. Domb C and Green M. S. (New York: Academic, 1972) p. 443
 - [9] P. Grassberger, F. Krause and T. von der Twer, J. Phys. A: Math. Gen. 17 (1984) L105
 - [10] P. Grassberger, J. Phys. A: Math. Gen. 22 (1989) L1103
 - [11] H. Takayasu and A. Yu. Tretyakov, Phys. Rev. Letters 68 (1992) 3060
 - [12] Jensen I, Phys. Rev. E 50 (1994) 3623
 - [13] D. Zhong, D. ben-Avraham, Phys. Lett. A 209 (1995) 333
 - [14] Kim M. H., Park H., Phys. Rev. Letters 73 (1994) 2579
 - [15] N. Menyhárd and G. Odor, J. Phys. A: Math. Gen. 29 (1996) 7739
 - [16] P. Grassberger and A. de la Torre, Ann. Phys. (N.Y.) 122, 373 (1979)
 - [17] Z. B. Li, L. Schulke and B. Zheng, Phys. Rev. Letters 74 (1995) 3396
 - [18] L. Schulke and B. Zheng, Phys. Lett. A 204, 295 (1995)
 - [19] Mendes J. F. F., Dickman R., Henkel M. and Marques M. C. J. Phys. A: Math. Gen. 27 (1994) 3019