

Fig. 1a

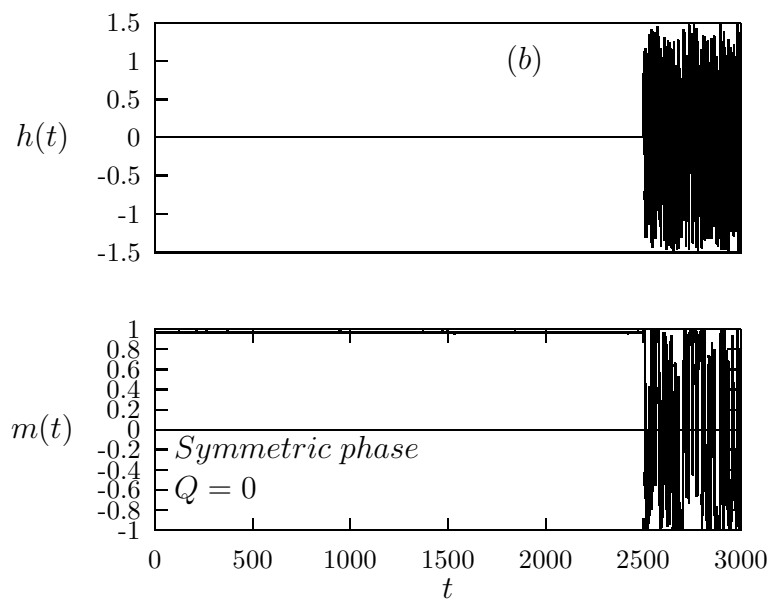


Fig. 1b

Nonequilibrium Phase Transition in the Kinetic Ising model: Dynamical symmetry breaking by randomly varying magnetic field

Muktish Acharyya*

*Institute for Theoretical Physics,
University of Cologne, 50923 Cologne, Germany
(December 2, 2024)*

The nonequilibrium dynamic phase transition, in the two dimensional kinetic Ising model in presence of a randomly varying (in time but uniform in space) magnetic field, has been studied both by Monte Carlo simulation and by solving the mean field dynamic equation of motion for the average magnetisation. In both the cases, the time averaged magnetisation vanishes from a nonzero value depending upon the values of the width of randomly varying field and the temperature. The phase boundary lines are drawn in the plane formed by the width of the random field and the temperature.

PACS number(s): 05.50.+q

I. INTRODUCTION

The problem of the random field Ising model (RFIM), having *quenched* random field, has been investigated both theoretically [1–4] and experimentally [5] in the last few years because it helps to simulate many interesting but complicated problems. The effects of a randomly *quenched* magnetic field on the critical behaviour near the ferromagnetic phase transition is the special focus of the modern research. The recent developments in this field can be found in a review article [6] by Chakrabarti et al. However, the dynamical aspects of the Ising system in presence of a randomly varying field is not yet studied thoroughly. It would be interesting to know if there is any dynamical phase transition in the presence of a randomly varying magnetic field.

For completeness and continuity, it would be convenient to review briefly the previous studies on the dynamic transition in the kinetic Ising model. Tome and Oliveira [7] first observed and studied the dynamic transition in the kinetic Ising model in presence of a sinusoidally oscillating magnetic field. They solved the mean field (MF) dynamic equation of motion (for the average magnetisation) of the kinetic Ising model in presence of a sinusoidally oscillating magnetic field. By defining the order parameter as the time averaged magnetisation over a full cycle of the oscillating magnetic field they showed that the order parameter vanishes depending upon the value of the temperature and the amplitude of the oscillating field. Precisely, in the field amplitude and temperature plane they have drawn a phase boundary separating dynamic ordered (nonzero value of the order parameter) and disordered (order parameter van-

ishes) phases. They [7] have also observed and located a *tricritical point* (TCP), [separating the nature (discontinuous/continuous) of the transition] on the phase boundary line. However, such a transition, observed [7] from the solution of mean field dynamical equation, is not dynamic in true sense. This is because, for the field amplitude less than the coercive field (at temperature less than the transition temperature without any field), the response magnetisation varies periodically but asymmetrically even in the zero frequency limit; the system remains locked to one well of the free energy and cannot go to the other one, in the absence of noise or fluctuation.

Lo and Pelcovits [8] first attempted to study the dynamic nature of this phase transition (incorporating the effect of fluctuation) in the kinetic Ising model by Monte Carlo (MC) simulation. In this case, the transition disappears in the zero frequency limit; due to the presence of fluctuations, the magnetisation flips to the direction of the magnetic field and the dynamic order parameter (time averaged magnetisation) vanishes. However, they [8] have not reported any precise phase boundary. Acharyya and Chakrabarti [9] studied the nonequilibrium dynamic phase transition in the kinetic Ising model in presence of oscillating magnetic field by extensive MC simulation. They [9] have successfully drawn the phase boundary for the dynamic transition and observed/located a tricritical point on it. It was also noticed by them [9] that this dynamic phase transition is associated with the breaking of the symmetry of the dynamic hysteresis ($m-h$) loop. In the dynamically disordered (value of order parameter vanishes) phase the corresponding hysteresis loop is symmetric, and loses its symmetry in the ordered phase (giving nonzero value of dynamic order parameter). They have [9] also studied the temperature variation of the AC susceptibility components near the dynamic transition point. They observed that the imaginary (real) part of the AC susceptibility gives a peak (dip) near the dynamic transition point (where the dynamic order parameter vanishes). They [9] have the following conclusions: (i) this is a distinct signal of a phase transition and (ii) this is an indication of the thermodynamic nature of the phase transition.

Recently, the relaxation behaviour, of the dynamic order parameter, near the transition point, has been studied [10] both by MC simulation and solving meanfield dynamic equation. It has been observed that the relaxation is Debye type and the relaxation time diverges near the transition point, showing a *critical slowing down*. The

'specific heat' and the 'susceptibility' also diverge [11] near the transition point in a manner similar to that of fluctuations of the dynamic order parameter and energy respectively.

The statistical distribution of the dynamic order parameter, near the dynamic transition point, has been studied by Sides et al [12]. They observed that the distribution widens up (to a double hump from a single hump type) as one crosses the dynamic transition phase boundary. Since, the width of a distribution increases as the fluctuation increases, this observation is consistent with the independent observation [11] of critical fluctuations of dynamic order parameter. They [12] have also observed that the fluctuation of the hysteresis loop area becomes considerably large near the dynamic transition point.

In this paper, the dynamic phase transition has been studied, in the two dimensional kinetic Ising model in the presence of randomly varying (in time but uniform in space) magnetic field, both by MC simulation and by solving the meanfield dynamical equation. This paper is organised as follows: in section II the model and the MC simulation scheme with the results are given, in section III the meanfield dynamical equation and its solution with the numerical results are given and the paper ends with a summary of the work in section IV.

II. MONTE CARLO STUDY

A. The Model and the simulation scheme

The Hamiltonian, of an Ising model (with ferromagnetic nearest neighbour interaction) in presence of a time varying magnetic field, can be written as

$$H = - \sum_{\langle ij \rangle} J_{ij} s_i^z s_j^z - h(t) \sum_i s_i^z. \quad (2.1)$$

Here, $s_i^z (= \pm 1)$ is Ising spin variable, J_{ij} is the interaction strength. $h(t)$ is the randomly varying (in time but uniform in space) magnetic field, where $h(t)$ varies randomly from $-h_0/2$ to $h_0/2$ in such a way that

$$\langle h(t) \rangle = 0, \quad (2.2)$$

all the values of $h(t)$, between $-h_0/2$ to $+h_0/2$, can be reached with equal probability. The system is in contact with an isothermal heat bath at temperature T . For simplicity all J_{ij} and the value of the Boltzmann constant are taken equal to unity. The boundary condition is periodic.

A square lattice of linear size $L (= 100)$ has been considered. Initially all spins are taken directed upward and $h(t) = 0$. At any finite temperature T , the dynamics of this system has been studied here by Monte Carlo simulation using Metropolis single spin-flip dynamics. Each lattice site is updated here sequentially and one such full scan over the lattice is defined as the time unit (Monte

Carlo step per spin or MCS) here. The instantaneous magnetisation (per site), $m(t) = (1/L^2) \sum_i s_i^z$ has been calculated. After bringing the system in equilibrium (m gets stabilised with some fluctuations), the switch of the randomly varying magnetic field $h(t)$ has been turned on and calculated the instantaneous magnetisation. The time averaged magnetisation $Q (= \frac{1}{\tau} \int_0^\tau m(t) dt)$ has been calculated over sufficiently large time τ . This plays the role of dynamic order parameter. It may be noted that, one measures the value of order parameter i.e., spontaneous magnetisation, in the same way in the case of normal ferro-para transition. But, there is a remarkable difference. In that case, system reaches a steady equilibrium state, however in this case the state lies in a nonequilibrium (time dependent) state. This dynamic order parameter Q is observed to be a function of width (h_0) of the randomly varying magnetic field and the temperature (T) of the system, i.e., $Q = Q(h_0, T)$. Each value of Q has been calculated by averaging over 25 different random samples.

B. Results

It has been observed numerically that, for a fixed values of h_0 , if T increases, Q decreases continuously and ultimately vanishes at a fixed value of T . Similarly, for a fixed temperature, if h_0 increases, the value of Q decreases and finally vanishes at a particular value of h_0 . Figure 1 shows the time variation of magnetisation $m(t)$ at a particular temperature T and for two different values of field width h_0 . For a small value of h_0 , the system remains in a dynamically symmetry broken phase (Fig. 1a) where the magnetisation oscillates asymmetrically about zero line. As a result, the dynamical order parameter Q (the time averaged magnetisation) is nonzero. As the field increases, the system gets sufficient energy to flip dynamically in such a way that the magnetisation oscillates symmetrically (Fig. 1b) about zero line and as a result Q vanishes.

It is possible to let Q vanish, either by increasing the temperature T for a fixed field width h_0 or vice versa. It has been observed that for any fixed value of h_0 the transition is continuous. Two such transitions (for two different values of h_0) is depicted in Fig. 2. So, in the plane formed by the temperature (T) and the field width (h_0), one can think of a boundary line, below which Q is nonzero and above which it vanishes. Figure 3 displays such a phase boundary in the $h_0 - T$ plane obtained numerically by Monte Carlo simulation. The transition observed here is continuous irrespective of the values of h_0 and T , i.e., unlike the earlier cases [9,7], no *tricritical point* has been observed. It may be noted here, that the transition temperature, for field width going to zero, reduces to the equilibrium (zero field) ferro-para transition point. In fig. 3, the overestimated (from the Onsager value $T_c = 2.269..$) value of the transition temperature

in $h_0 \rightarrow 0$ limit, may be due to the small size of the system.

III. MEANFIELD STUDY

A. Meanfield dynamical equation and solution

The meanfield dynamical equation of motion for the average magnetisation (m) [7] is

$$\frac{dm}{dt} = -m + \tanh\left(\frac{m(t) + h(t)}{T}\right) \quad (3.1)$$

where $h(t)$ is the randomly varying external magnetic field satisfying the following condition

$$\langle h(t) \rangle = 0, \quad (3.2)$$

with the same distribution $P(h)$ discussed earlier.

The equation 3.1 has been solved employing the fourth order Runge-Kutta method subjected to the above condition. The initial magnetisation is set equal to unity, which serves as a boundary condition. First, the magnetisation $m(t)$ has been calculated for $h(t) = 0$ and brought the system into an equilibrium state and after that the switch of the randomly varying magnetic field has been turned on. The dynamic order parameter $Q = \frac{1}{\tau} \int_0^\tau m(t) dt$ has been calculated, from the solution $m(t)$ of equation 3.1. The Q is averaged over 25 different random samples.

B. Results

Observations similar to the MC case are made in this case. For quite small values of h_0 and T systems remains in a dynamically asymmetric phase ($Q \neq 0$) and gets into a dynamically symmetric ($Q = 0$) phase for higher values of h_0 and T . It is observed that one can force Q to vanish continuously by tuning h_0 and T . A phase boundary line for the dynamic transition is shown in Fig. 4. Here also, the limiting ($h_0 \rightarrow 0$) transition temperature reduces to the MF equilibrium (zero field) transition point ($T_c^{MF} = 1$).

IV. SUMMARY

The nonequilibrium dynamic phase transition, in the two dimensional kinetic Ising model in presence of a randomly varying (in time but uniform over the space) magnetic field, is studied both by Monte Carlo simulation and by solving the meanfield dynamical equation of motion. In both the cases, it is observed that the system remains in a dynamically symmetric phase ($Q = 0$) for

large values of the width of the randomly varying magnetic field and the temperature. By reducing the value of field width and temperature one can bring the system in a dynamically symmetry broken phase ($Q \neq 0$). The time averaged magnetisation, i.e., the dynamic order parameter vanishes continuously depending upon the value of width of the randomly varying field and the temperature. The nature of the transition observed here is always continuous and the phase boundaries are drawn. It may be mentioned here that the dynamic responses, of Glauber kinetic Ising model, are studied [9] for a quasiperiodic time variation of the magnetic field.

There is some experimental evidence of dynamic transition. Recently, Jiang et al [13] observed the indications of dynamic transition, associated with the dynamical symmetry breaking, in the ultrathin Co/Cu(001) sample put in a sinusoidally oscillating magnetic field by magneto-optic Kerr effect. For small values of the amplitude of the oscillating field the $m-h$ loop lies asymmetrically (dynamic ordered phase) in the upper half plane and becomes symmetric (dynamic disordered phase) for higher values of the field amplitude. However, the detailed quantitative study to draw the phase boundary is not yet done experimentally.

ACKNOWLEDGEMENTS

Sonderforschungsbereich 341 is gratefully acknowledged for financial support. The author would like to thank D. Stauffer and B. K. Chakrabarti for careful reading of the manuscript.

* E-mail:muktish@thp.uni-koeln.de

- [1] Y. Imry and S. K. Ma, Phys. Rev. Lett., **35** (1975) 1399
- [2] A. Aharony, Phys. Rev. B, **18** (1978) 3318
- [3] D. S. Fisher, J. Frölich, T. Spencer, J. Stat. Phys. **34** (1984) 863; Y. Imry, J. Stat. Phys., **34** (1984) 849
- [4] D. P. Belanger and A. P. Young, J. Mag. Mag. Mat., **100** (1991) 272
- [5] D. P. Belanger, S. M. Regende, A. R. King and V. Jaccarino, J. Appl. Phys. **57** (1985) 3294
- [6] B. K. Chakrabarti, A. Dutta and P. Sen, *Quantum Ising Phases & Transitions in Transverse Ising Systems*, LNP **m41**, (Springer-Verlag), Heidelberg, 1996.
- [7] T. Tome and M. J. de Oliveira, Phys. Rev. A **41** (1990) 4251
- [8] W. S. Lo and R. A. Pelcovits, Phys. Rev. A **42** (1990) 7471
- [9] M. Acharyya and B. K. Chakrabarti, Phys. Rev. B **52** (1995) 6550; in *Annual Reviews of Computational Physics*, Ed. D. Stauffer, (World-Scientific, Singapore), **1**, (1994), 107

- [10] M. Acharyya, Phys. Rev. E, **56** (1997) 2407; Physica A **235** (1997) 469
- [11] M. Acharyya, Phys. Rev. E, **56** (1997) 1234
- [12] S. W. Sides, R. A. Ramos, P. A. Rikvold and M. A. Novotny, J. Appl. Phys., **81** (1997) 5597; J. Appl. Phys. **79** (1996) 6482
- [13] Q. Jiang, H. N. Yang and G. C. Wang, Phys. Rev. B **52** (1995) 14911

Figure captions

Fig. 1. Monte Carlo results of the time (t) variations of randomly varying field $h(t)$ and the response magnetisation $m(t)$ for $T = 1.7$ and (a) $h_0 = 1.0$ and (b) $h_0 = 3.0$. The symmetry (about the zero line) breaking is clear from the figure.

Fig. 2. Monte Carlo results of the temperature (T) variations of the dynamic order parameter Q for two different values of h_0 .

Fig. 3. The phase boundary for the dynamic transition obtained from MC simulations.

Fig. 4. The phase boundary for the dynamic transition obtained from the solution of the MF dynamic equation (equation 3.1).

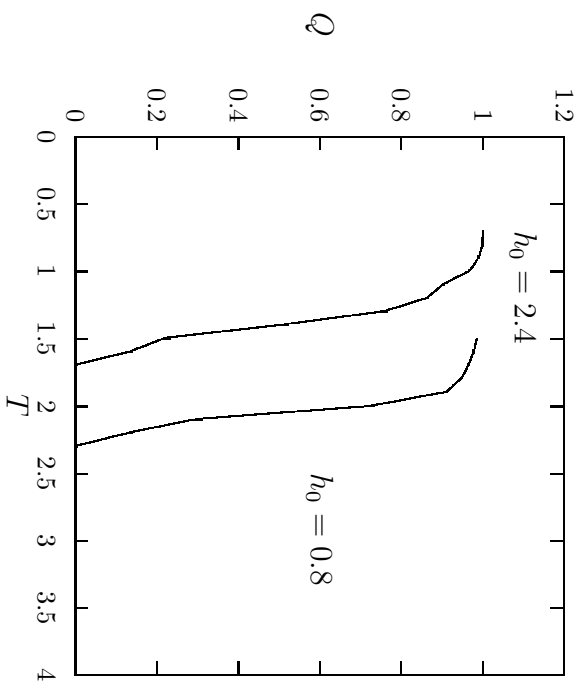


Fig. 2

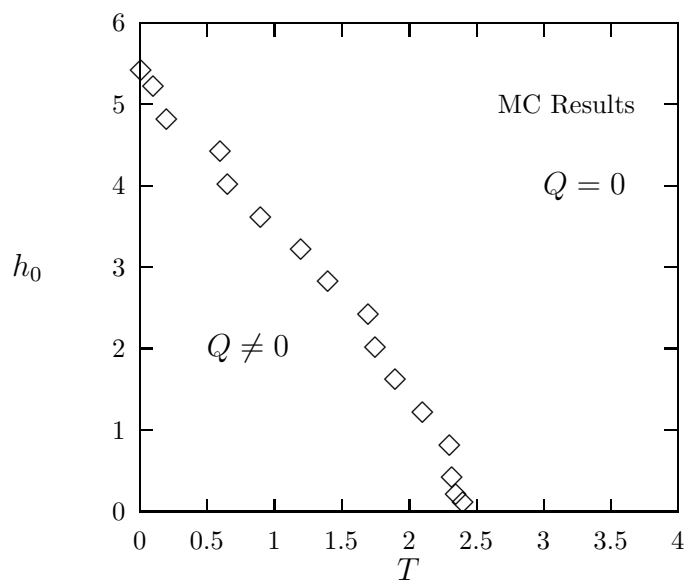


Fig. 3

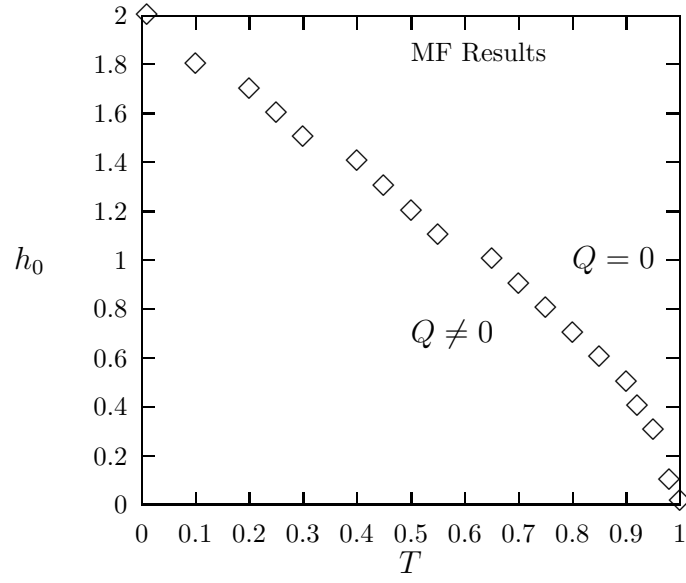


Fig. 4