

# Stretching an heteropolymer

D.Bensimon<sup>1,2</sup>, D.Dohmi<sup>3</sup> and M.Mézard<sup>4</sup>

(1) *Laboratoire de Physique Statistique de l'ENS \**

*24 rue Lhomond, 75231 Paris Cedex 05, France*

(2) *Dept. of Complex Systems, Weizmann Institute, Rehovoth, Israel*

(3) *Dept. of Physics, Univ. Rabat, Rabat, Morocco*

(4) *Laboratoire de Physique Thorique de l'ENS †*

*24 rue Lhomond, 75231 Paris Cedex 05, France*

## Abstract

We study the influence of some quenched disorder in the sequence of monomers on the entropic elasticity of long polymeric chains. Starting from the Kratky-Porod model, we show numerically that some randomness in the favoured angles between successive segments induces a change in the elongation versus force characteristics, and this change can be well described by a simple renormalisation of the elastic constant. The effective coupling constant is computed by an analytic study of the low force regime. LPTENS 97/51.

New tools have recently been developped for the manipulation of single molecules, in particular DNA [1,3,4,2], protein fibers, such as titin [5–7] and polymers [8]. In these experiments, the fibers are stretched by various means (optical or magnetic tweezers, flexible microscopic cantilevers, stokes drag) and their extension is measured. The various models (e.g., the Freely Jointed Chain (FJC) or Worm-like Chain (WLC) models) used to analyse the data are based on the elastic theory of an homogenous polymer stretched in its entropic regime. Because the actual molecules, particularly proteins and DNA, are in fact heteropolymers, it is interesting to study how their intrinsic quenched randomness modify their elastic behaviour [9]. This could be particularly relevant to possible stretching experiments on single strand DNA or proteins in denatured conditions.

In this paper we wish to understand the qualitative new features introduced by randomness. We shall not consider a particularly realistic type of disorder (this should be tailored for each type of molecule). Rather we want to start from the usual Kratky-Porod model [10] of an elastic chain, and compute the effects of the introduction of a certain simple type of disorder, namely some preferred orientations between successive links. In the following we compute analytically the effective (disorder averaged) persistence length at low extensions and use numerical methods (transfer matrix and Monte-Carlo) to solve for the behaviour of the chain at all extensions. Surprisingly, it appears that the full elastic response of this random chain is similar to the response of an homogenous chain with a different elastic constant. The effective elastic constant can be determined from the calculated low extension effective persistence length.

---

\*Laboratoire associé au CNRS et aux universités Paris VI et VII

†Laboratoire propre du CNRS, associé à l'ENS et à l'Université de Paris XI

In the Kratky-Porod model, the energy  $\mathcal{E}$  of an homogenous polymer chain, consisting of  $N$  segments of size  $b$  (maximal extension  $L = Nb$ ) and orientation given by the unit vectors  $\vec{t}_i$  is equal to:

$$\frac{\mathcal{E}}{k_B T} = -K \sum_i \vec{t}_i \cdot \vec{t}_{i+1} - H \vec{t}_i \cdot \hat{z} = -K \sum_i \cos \alpha_i - H \sum_i \cos \theta_i, \quad (1)$$

where  $\alpha_i$  is the angle between the successive segments  $i - 1$  and  $i$  and  $\theta_i$  is the angle between segment  $i$  and the  $z$ -axis, the direction of the stretching force  $F$ . One recognises the analogy between polymer chains and a magnetic system: the ferromagnetic chain of vector spins in a magnetic field [11]. The magnetic field  $H$  is related to the applied force  $F$  through  $H = Fb/k_B T$ , while the ferromagnetic coupling  $K$  is related to the stiffness or persistence length of the chain  $\xi_T$  by  $K = \xi_T/b$ . The FJC model (obtained by setting  $K = 0$ ) is equivalent to the behaviour of an ensemble of non-interacting spins. The WLC model is the continuum limit of Eq.(1):  $b \rightarrow 0$ ,  $\xi_T$  and  $F$  finite (i.e.:  $K \gg 1 \gg H$ ):

$$\frac{\mathcal{E}}{k_B T} = \frac{\xi_T}{2} \int_0^L \left( \frac{d\vec{t}}{ds} \right)^2 ds - \frac{F}{k_B T} \int_0^L \vec{t} \cdot \hat{z} ds. \quad (2)$$

As the only non-dimensional parameter in Eq.(2) is  $F\xi_T/k_B T$ , the relative extension  $x = \langle \cos \theta \rangle = l/L$  (equal to the magnetization density in the spin language) will be a function of that parameter only, or inverting:

$$F = (k_B T / \xi_T) g(x). \quad (3)$$

The function  $g(x)$  (valid for any homopolymer) can be computed from a Hamiltonian formulation by solving for the ground state of a quantum dumbel [12]. It is known to reproduce with good accuracy the experimental data on DNA [13].

In the following we shall consider a random version of the Kratky-Porod Model just described, where the energy of the chain is:

$$\frac{\mathcal{E}}{k_B T} = -K \sum_i \cos(\alpha_i - \psi_i) - H \sum_i \cos \theta_i. \quad (4)$$

Here  $\psi_i$  is a preferred random orientation between the successive segments  $i - 1$  and  $i$  along the chain. The angles  $\psi_i$  are *quenched*, independent and identically distributed, random variables, with probability distribution  $P(\psi_i)$ . It is easy to obtain the spin-spin correlation function at zero field [11]:

$$\langle \vec{t}_i \cdot \vec{t}_{i+l} \rangle = \langle \vec{t}_i \cdot \vec{t}_{i+l-1} \rangle f(\psi_{i+l}) = \prod_{j=i+1}^{i+l} f(\psi_j), \quad (5)$$

where:

$$f(\psi) = \frac{\int d\alpha \sin \alpha \cos \alpha e^{K \cos(\alpha - \psi)}}{\int d\alpha \sin \alpha e^{K \cos(\alpha - \psi)}}. \quad (6)$$

The correlation (5) decays at large argument as  $\exp(-rb/\xi_{eff})$ , where the effective correlation length is  $b/\xi_{eff} = -\overline{\log(f)}$  (throughout the paper, the overline denotes the average over the distribution  $P(\psi)$  of the random angle  $\psi$ ). This result for the effective correlation

length can be simplified in the continuum limit where  $b \rightarrow 0$ . In this limit the stiffness scales as  $K = \xi_T/b$ . We shall make the reasonable assumption that the distribution of disorder scales as  $P(\psi) = \hat{P}(\hat{\psi})/\sqrt{b}$  where  $\hat{\psi} = \psi/\sqrt{b}$ , and that the angles  $\psi_i$  are all positive. Using the fact that the angle  $\alpha$  also scales as  $\sqrt{b}$  in (6), one gets to first order in  $b$ :

$$f(\psi) = 1 - \frac{b}{2\xi_T} G(y) \quad (7)$$

where  $y = \sqrt{\xi_T} \hat{\psi}$  and the function  $G$  is:

$$G(y) = 3 + y^2 - \left(1 + \sqrt{\frac{\pi}{2}} y e^{y^2/2} (1 + \text{Erf}[y/\sqrt{2}])\right)^{-1} \quad (8)$$

In terms of this function  $G$  the effective persistence length is given by:

$$\frac{1}{\xi_{eff}} = \frac{1}{2\xi_T} \int d\hat{\psi} \hat{P}(\hat{\psi}) G(\hat{\psi} \sqrt{\xi_T}) \quad (9)$$

In the case where the disorder is small, which means that the typical values of the angles  $\psi_i$  are much smaller than  $\sqrt{b/\xi_T}$ , one can get a general result for the effective persistence length by expanding the function  $G$  at small arguments:

$$\frac{1}{\xi_{eff}} = \frac{1}{\xi_T} + \sqrt{\frac{\pi}{8}} \overline{\hat{\psi}} + \left(1 - \frac{\pi}{4}\right) \overline{\hat{\psi}^2} + \dots \quad (10)$$

In the reverse case of strong disorder one gets:

$$\frac{1}{\xi_{eff}} = \frac{\overline{\hat{\psi}^2}}{2} + \frac{3}{2\xi_T} + \dots \quad (11)$$

In fig. 1 we plot the effective persistence length in units of the persistence length of the pure system,  $\xi_{eff}/\xi_T$ , as a function of the ratio  $r = \xi_T/\xi_d$  ( $r$  is a measure of the strength of disorder), for a half-gaussian distribution of disorder  $P(\psi) = \sqrt{2\xi_d/\pi b} \exp(-\xi_d \psi^2/2b)$  ( $\psi > 0$ ). The previous asymptotic results show that  $\xi_{eff}/\xi_T$  behaves as  $1 - \sqrt{r}/2$  at small  $r$  and as  $2/r$  at large  $r$ . These results differ from the heuristic arguments often found in the litterature [15,16] which appear to consider the annealed disorder case with gaussian disorder, yielding:

$$\frac{1}{\xi_{eff}^{an}} \sim \frac{1}{\xi_d} + \frac{1}{\xi_T} \quad (12)$$

or  $\xi_{eff}/\xi_T = 1/(1+r)$ , which is also shown in fig.1.

Very often, the actual measurements do not have a direct access to the correlation length, but they deduce it from low force measurements. In the limit of small forces, the relative extension is linear in the force with a slope:

$$S = \frac{\partial x}{\partial F}(F=0) = \frac{b}{Nk_B T} \sum_{i,j} \langle t_i^z t_j^z \rangle \simeq \frac{b}{3k_B T} \frac{1 + \overline{f}}{1 - \overline{f}}. \quad (13)$$

In principle, this quantity depends on the average of  $f(\psi)$ , and is not directly related to  $\xi_{eff}$  (which depends on  $\log(f)$ ). This property of non self-averageness of the correlation function has been well studied in the litterature on disordered spin chains [14]. However it

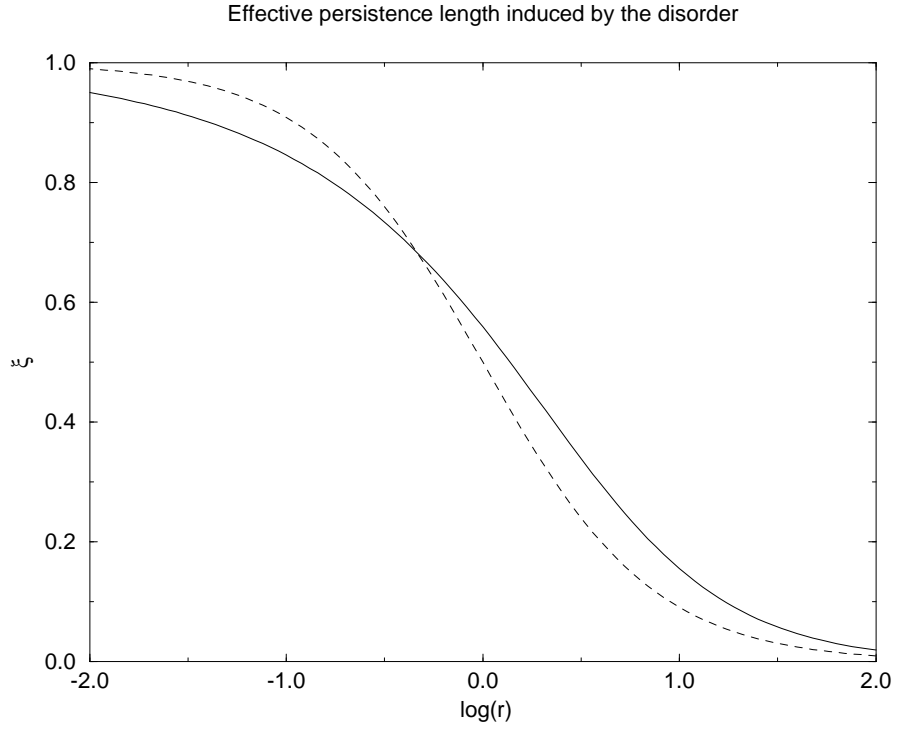


FIG. 1. The ratio of the effective persistence length to the one of the pure homopolymer,  $\xi_{eff}/\xi_T$ , versus the strength of the disorder, measured by the ratio  $r = \xi_T/\xi_d$ , in logarithmic scale. The full curve is the exact result from (9) for a half gaussian disorder (see text), the dashed line is the result of the simple heuristic formula (12).

turns out that in the continuum limit  $b \rightarrow 0$  this subtlety disappears: using (7), we find that the slope is related to the effective persistence length through the usual WLC formula  $S = 2\xi_{eff}/(3k_B T)$ .

The analytical results just presented are limited to the low force (linear response) regime. To study the elastic behaviour of a stretched heteropolymer for large extensions ( $x \sim 1$ ), we will compute the partition function and the average extension (magnetisation) by transfer matrix and Monte-Carlo (MC) methods.

The transfer matrix  $T(\vec{t}_i, \vec{t}_{i-1})$  can be read from Eq.(4):

$$T(\vec{t}_i, \vec{t}_{i-1}) = \exp[K \cos(\alpha_i - \psi_i) + H(\cos \theta_i + \cos \theta_{i-1})/2] , \quad (14)$$

with:

$$\begin{aligned} \cos(\alpha_i - \psi_i) &= \cos \psi_i \vec{t}_i \cdot \vec{t}_{i-1} + \sin \psi_i \sqrt{1 - (\vec{t}_i \cdot \vec{t}_{i-1})^2} \\ \vec{t}_i \cdot \vec{t}_{i-1} &= \cos \theta_i \cos \theta_{i-1} + \sin \theta_i \sin \theta_{i-1} \cos(\phi_i - \phi_{i-1}) . \end{aligned} \quad (15)$$

The probability density  $\rho_i$  of the angles  $\theta_i, \phi_i$  obeys the recursion relation:

$$\rho_i(\theta_i, \phi_i; \theta_0, \phi_0) = C \int \sin \theta_{i-1} d\theta_{i-1} d\phi_{i-1} T(\vec{t}_i, \vec{t}_{i-1}) \rho_{i-1}(\theta_{i-1}, \phi_{i-1}; \theta_0, \phi_0) , \quad (16)$$

where  $C$  is a normalisation constant. The relative extension (magnetisation) of long chains is given by  $x = \lim_{N \rightarrow \infty} \text{Tr}[\cos \theta \rho_N]$ . By discretising the angular variables  $\{\theta_i, \phi_i\}$  and iterating Eq.(16), it is then straightforward to calculate numerically the relative extension  $x$  of a random chain due to a force  $F$ . In the limit of long chains this characteristics becomes

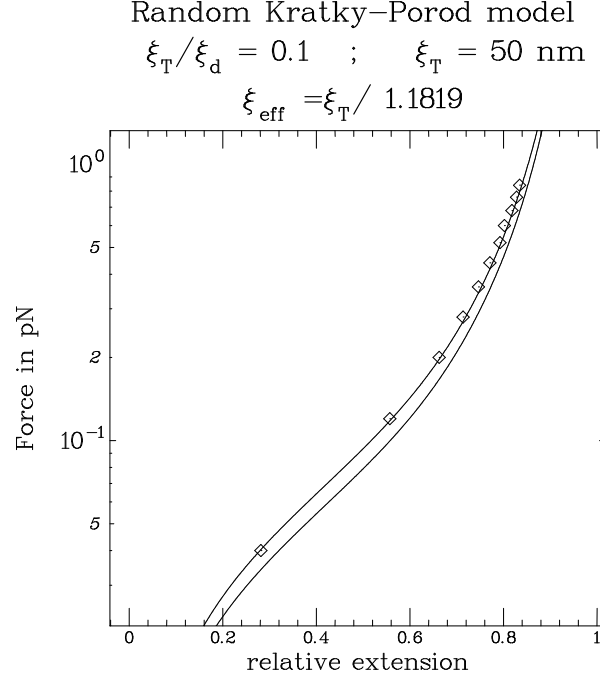


FIG. 2. The force elongation characteristics of the random chain, obtained by transfer matrix computations. The full lines are the predictions of the model without disorder, with its original elastic constant (lower curve), and with an effective elastic constant given by (9) (upper curve).

independent of the particular realization of the disorder. The results are presented in Figs. 2 and 3, for the case of half gaussian disorder with two different values of  $r$ . The value of  $b/\xi_T = .05$  has been chosen small enough that the results are close to those of the continuum limit (in the absence of disorder the relative difference is less than 8 %). The continuous line is the force versus extension curve of a *homogenous* WLC, Eq.(3) with persistence length  $\xi_{eff}$  given by Eq.(9). The remarkable and surprising agreement between the numerical data and the WLC results implies that for all experimental purposes the elongation curve of a random Kratky-Porod chain is identical to that of a homogenous chain with a smaller persistence length, i.e. it follows Eq.(3) with  $\xi_{eff}$  replacing  $\xi_T$ .

To further check this surprising result, we have run a Monte-Carlo simulation of a discretised random Kratky-Porod chain with  $b/\xi_T = .05$ ;  $N = 600$  ; ( $k_B T = 1$ ). Rapid equilibration is achieved by a MC move which involves a possible global rotation of the chain for all segments  $j \geq i$  with  $i$  chosen at random). If the energy of the chain after the move is lower than before it ( $\mathcal{E}_{new} < \mathcal{E}_{old}$ ) the move is accepted with probability  $p = 1$ , otherwise it is performed with probability  $p = \exp[-(\mathcal{E}_{new} - \mathcal{E}_{old})]$ . The total number of Monte Carlo steps was around  $2 \cdot 10^6$ . In the absence of disorder ( $1/\xi_d = 0$ ) one recovers the results of an homogenous WLC, Eq.(3). In the presence of disorder ( $\xi_T/\xi_d = 2$ ) and after averaging over  $M_d = 80$  configurations of disorder, one recovers the transfer matrix results for the extension of a random Kratky-Porod chain (see Fig.3).

In summary, we have shown that a random Kratky-Porod chain with a certain type of disorder is well approximated by a pure chain with an effective elastic constant. It would be interesting to check further the precision of this result, and its dependance on  $b$ , to see if it holds for wider classes of disorder, and to understand better why there is such a form of universality.

We wish to thank R. Zeitak for useful discussions. D.B. acknowledges the partial support

Random Kratky–Porod model .  
 $\xi_T/\xi_d = 2.0$  ;  $\xi_T = 50$  nm  
 $\xi_{eff} = \xi_T / 2.337$

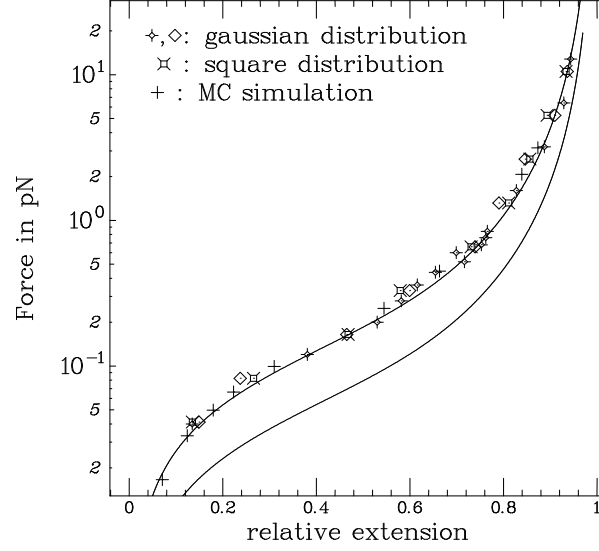


FIG. 3. The force elongation characteristics of the random chain, obtained by transfer matrix computations, and by Monte Carlo simulations. The full lines are the predictions of the model without disorder, with its original elastic constant (lower curve), and with an effective elastic constant  $\xi_{eff}$  given by (9) (upper curve). Two types of disorder, with the same  $\xi_{eff}$ , have been used in the transfer matrix computation: a half gaussian distribution of the angle  $\psi$  (see text) and a flat one.

of a Michael fellowship. D.D. acknowledges partial support from the International Center for Theoretical Physics (Trieste) and the laboratoire de Physique Statistique de l' ENS.

## REFERENCES AND NOTES

- [1] S. B. Smith, L. Finzi, and C. Bustamante, *Science* **258**, 1122 (1992).
- [2] M.D.Wang, H.Yin, R.Landick, J.Gelles and S.M.Block, *Biophys.J.*, **72**, 1335 (1997).
- [3] P.Cluzel *et al.* *Science*, **271**, 792-794 (1996).
- [4] T.R. Strick *et al.* *Science*, **271**, 1835-1837 (1996).
- [5] M.S.V. Kellermayer, S.B.Smith, H.L.Granzier and C.Bustamante, *Science*, **276**, 1112 (1997).
- [6] L. Tskhovrebova, J.Trinick, J.A.Sleep and R.M.Simmons, *Nature*, **387**, 308 (1997).
- [7] M.Rief, F.Oersterhelt, B.Heymann and H.E.Gaub, *Science*, **275**, 1295 (1997).
- [8] U. Dammer *et al.* (1995). *Science*, **267**, 1173-1175.
- [9] E.Gardner and B.Derrida, *J.Stat.Phys.* **39**, 367 (1985)
- [10] C.R.Cantor and P.R.Schimmel, "*Biophysical Chemistry: part III. The Behavior of Biological Macromolecules*", W.H.Freeman (1980).
- [11] M.E. Fisher, *Am.J.Phys.* **32**, 343 (1964)
- [12] M. Fixman and J. Kovac, *J. Chem. Phys.* **58**, 1564 (1973).
- [13] C. Bustamante, J.F. Marko, E.D. Siggia and S. Smith, *Science* **265**, 1599 (1994); J.F. Marko and E.D. Siggia *Macromolecules*, **28**, 8759 (1995).
- [14] B.Derrida and H.Hilhorst, *J.Phys.C.: Solid State Phys.*, **14**, L539 (1981)
- [15] E.N.Trifonov, R.K.-Z. Tan and S.C. Harvey, in "*DNA bending and Curvature*", eds. W.K. Olson *et al.*, Adenine Press (1987). K.E.Reinert, *Biophys. Chem.* **13**, 1 (1981).
- [16] J.A. Schellman and S.C. Harvey, *Biophys. Chem.* **55**, 95 (1995)