

Customizing vortex lattices in strong type-II superconducting nanostructures

J. J. Palacios

Department of Physics and Astronomy, University of Kentucky, Lexington, KY 40506, USA.
(December 2, 2024)

We show how to calculate *semi-analytically* the order parameter in strong type-II superconducting nanostructures where interfaces give rise to spatially non-uniform condensation energies. In particular, we present dense vortex lattice solutions of the order parameter in strips (or thin films), which also incorporate surface superconductivity. We calculate the shear energy between vortex rows parallel to the surfaces and find that it oscillates with the magnetic field. Remarkably, we also find that, at a critical field H^* below H_{c2} , the shear energy becomes strictly zero near the surfaces due to the appearance of incommensurate vortex rows.

PACS numbers: 74, 74.60.Ec, 74.76.-w

Despite increased technological interest in the transport properties of type-II superconducting nanostructures (thin films, strips, grooves, arrays of holes or disks, etc.), the theoretical understanding of the interplay between the vortex lattice [1] and the interfaces in such structures is still mostly qualitative. While experiments are routinely done in low-dimensional systems with various interface geometries [2–4] and explore all values of magnetic field H (parallel to the interfaces) and temperature T , the order parameter $\Psi(\mathbf{r})$ has been almost exclusively calculated in only two regimes: (i) For fields above the upper critical field H_{c2} , which separates the vortex lattice state (VLS) from the metallic phase, solutions of the Ginzburg-Landau differential equations revealed long ago the existence of a highly localized order parameter at the surfaces of the sample [surface superconductivity (SS)] up to a higher critical field $H_{c3} = 1.695H_{c2}$ [5]. Recently, experiments in novel engineered nanostructures [4] have spurred the interest in SS and new calculations of upper critical fields have been done for different systems [4,6]. (ii) On the other extreme, $\Psi(\mathbf{r})$ has been calculated for values of H just above the lower critical field H_{c1} , which separates the Meissner state from the VLS. The order parameter takes the form of a dilute VLS (dVLS) in which the inter-vortex distance a_0 is large compared to the coherence length ξ (typical size of the vortex cores). The properties of the dVLS in the presence of a single surface were analyzed in the past [7] and numerous studies of the dVLS in thin films have been reported over the years [2].

The dVLS, which is correctly described in the London approximation where the vortex cores are ignored, only exists in a narrow range of H above H_{c1} for strong type-II ($\kappa \gg 1$) superconductors [8,9]. Instead, a dense VLS (DVLS) occupies most of the $H-T$ phase diagram down to $H \approx 0.3H_{c2}$. In this state the vortex cores fill most of the space, interact strongly among themselves, and, most importantly, interact directly with the interfaces. To the

best of our knowledge, only numerical simulations of the DVLS order parameter in nanostructures such as thin films [10] or strips [11] have been reported. In this Letter our goal is to show that, for mesoscopic structures with simple geometries and over a broad range of magnetic fields, one can minimize *semi-analytically* the Ginzburg-Landau energy functional and obtain the full solution of the order parameter which comprises both the DVLS and SS. We illustrate the procedure in the simplest case of disorder-free strips (where the DVLS is formed by pancake vortices) or thin films (columnar vortices) and we explicitly calculate the inter-row shear energy, which is elusive in numerical simulations [10,11].

At the mean-field level and excluding thermal fluctuations [8] the order parameter can be obtained from minimization of the Ginzburg-Landau functional

$$G = G_n + \int d\mathbf{r} \left[\alpha |\Psi(\mathbf{r})|^2 + \frac{\beta}{2} |\Psi(\mathbf{r})|^4 + \frac{1}{2m^*} \Psi^*(\mathbf{r}) \left(-i\hbar\nabla - \frac{e^*}{c} \mathbf{A}(\mathbf{r}) \right)^2 \Psi(\mathbf{r}) + \frac{[h(\mathbf{r}) - H]^2}{4\pi} \right], \quad (1)$$

where G_n is the Gibbs free energy of the metallic state, and $[-i\hbar\nabla - e^*\mathbf{A}(\mathbf{r})/c]^2/2m^*$ is the kinetic energy operator for Cooper pairs of charge $e^* = 2e$ and mass $m^* = 2m$ in a vector potential $\mathbf{A}(\mathbf{r})$ associated with the magnetic induction $h(\mathbf{r})$. The parameters α and β have the usual meaning [12].

For simplicity, we restrict ourselves to two dimensions where κ becomes effectively infinite and $h(\mathbf{r}) = H$ [13]. In order to be able to find analytical solutions that minimize Eq. 1 we first expand the order parameter as $\Psi(\mathbf{r}) = \sum_{p,n} C_{p,n} \Phi_{p,n}(\mathbf{r})$, where $\Phi_{p,n}(\mathbf{r})$ are the normalized eigenfunctions of the kinetic energy operator. The geometry of the interfaces determines the most appropriate gauge choice and quantum number p (which is usually the linear or angular momentum). The microscopic details of the interfaces determine the boundary conditions for the eigenfunctions [5,4,12]. To obtain the order parameter

in the DVLS regime it is sufficient to consider an expansion of $\Psi(\mathbf{r})$ in the lowest band (LB) $n = 0$. (Note that away from interfaces the LB approximation is equivalent to the lowest Landau level approximation [8], but near the interfaces the LB expansion includes higher Landau levels.) The LB expansion allows us to write Eq. (1) as

$$G - G_n = \sum_p^{N_c} \alpha_p |C_p|^2 + \frac{\beta}{2} \sum_{p_1, p_2, p_3, p_4}^{N_c} C_{p_1}^* C_{p_2}^* C_{p_3} C_{p_4} \int d\mathbf{r} \Phi_{p_1}^* \Phi_{p_2}^* \Phi_{p_3} \Phi_{p_4}$$

where N_c is the number of components, $\alpha_p = \alpha + \epsilon(p)$ is the condensation energy of the p component, and the second term represents the “interaction” between Cooper pairs. The interfaces are responsible for the non-uniformity of the condensation energy through the kinetic energy, $\epsilon(p)$, of the Cooper pair. $-\alpha_p$ increases near interfaces with insulators (which favors SS) and shrinks near those with metals (which quenches SS).

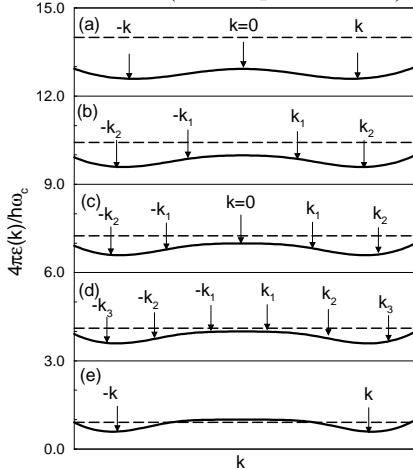


FIG. 1. Cooper pair LB structure (in units of the cyclotron energy $\hbar\omega_c/2$) in a $W = 16\xi$ strip for different values of H (shifted for clarity). Notice the bending of the LB near the surfaces. Dashed lines represent $-\alpha$. As H increases [from (a) to (e)] the number of components of the order parameter increases progressively. When $-\alpha$ lies below the LB in the center of the strip [panel (e)] only surface superconductivity survives.

It is the p dependence of α_p which, in principle, makes the minimization of Eq. (2) non-trivial. In order to accomplish this task one has to find: (i) the optimum N_c , (ii) the quantum numbers $\{p\}$, and (iii) the complex coefficients C_p . As we show below some simple considerations (which are specific for each case) allow us to solve this problem analytically. As an illustration we calculate the order parameter in strips (or thin films) surrounded by vacuum. (Other geometries will be reported elsewhere [14]). The dimensions of these ideal strips are taken $L_y \rightarrow \infty$, $L_z \approx \xi$, and W , while H is chosen in the z direction. The appropriate LB wavefunctions for this

example are (in the Landau gauge) $\Phi_k(\mathbf{r}) \propto e^{iky} \chi_k(x)$, where k is the wavevector in the y direction and $\chi_k(x)$ are nodeless functions which may be calculated numerically subjected to the boundary conditions of zero current on both surfaces (see Fig. 1). The integrals in Eq. 2 become

$$I(k_1, k_2, k_3, k_4) \equiv (L_y \xi)^{-1} \delta_{k_1+k_2, k_3+k_4} \int dx \chi_{k_1}(x) \chi_{k_2}(x) \chi_{k_3}(x) \chi_{k_4}(x) \quad (3)$$

and may also be calculated numerically.

(2) To find the lowest energy configuration we minimize the Gibbs free energy in Eq. (2) for each possible N_c separately (we will skip the trivial case $N_c = 1$, which is only relevant for very narrow strips with $W \approx \xi$ [12]):

One vortex row ($N_c = 2$): From the symmetry of the system one can consider the two components in a pair $(k, -k)$ with $|k| \neq 0$ [see, e.g., Fig. 1(e)]. The symmetry also tells us that we can choose $C_k = C_{-k}$. (Since the overall phase is irrelevant and the relative one only determines the position of the row, we consider both coefficients to be real and positive.) There are only two types of interaction terms: (i) $I(k, k, k, k)$, which represents the interaction between Cooper pairs occupying the same state k [in shorthand, $I(k)$], and (ii) $I(k, -k, -k, k)$, which represents the interaction between Cooper pairs occupying the states k and $-k$ [in shorthand, $I(k, -k)$]. The Gibbs free energy becomes

$$G - G_n = 2\alpha_k C_k^2 + \beta A_k C_k^4, \quad (4)$$

where $A_k = I(k) + 2I(k, -k)$. Straightforwardly, one obtains the minimal values of the coefficients, \tilde{C}_k and the minimum Gibbs free energy, $G - \widetilde{G}_n$, for any pair $(k, -k)$:

$$\tilde{C}_k = \sqrt{-\frac{\alpha_k}{\beta A_k}} \quad (5)$$

$$G - \widetilde{G}_n = -\frac{\alpha_k^2}{\beta A_k}. \quad (6)$$

Knowing the band structure and the interaction integrals, the minimum-energy pair, $(\vec{k}, -\vec{k})$, can now be easily found, and $\Psi(\mathbf{r})$ takes the form of one centered vortex row as long as the two components overlap significantly [15]. For $W \gg \xi$ and $H > H_{c2}$ the order parameter is *always* formed by two components which do not overlap and constitute the usual SS on both sides of the strip [see Fig. 1(e)].

Two vortex rows ($N_c = 3$): In addition to the pair $(k, -k)$ with positive, real coefficients $C_k = C_{-k}$ a third component can be considered at $k = 0$ [see, e.g., Fig. 1(a)] with a complex coefficient $|C_0|e^{i\phi_0}$. The Gibbs free energy becomes

$$G - G_n = 2\alpha_k C_k^2 + \alpha_0 |C_0|^2 + \frac{\beta}{2} \{ 2A_k C_k^4 + I(0) |C_0|^4 + 4[2I(k, 0) + \cos(2\phi_0) I(k, -k, 0, 0)] C_k^2 |C_0|^2 \}, \quad (7)$$

where a new interaction term, $I(k, -k, 0, 0)$, appears [$I(k, 0, -k)$ in shorthand]. This term represents the “correlation” energy between vortices in different rows and, regardless of the magnitude of the coefficients, the minimum energy is obtained when $\phi_0 = \pi/2$, i.e., when vortices belonging to different rows are offset by half a row period, $a_0^r/2$. Upon minimization one obtains

$$\tilde{C}_k = \sqrt{\frac{\alpha_0 S_k - \alpha_k I(0)}{\beta[I(0)A_k - 2S_k^2]}} \quad (8)$$

$$|\tilde{C}_0| = \sqrt{\frac{2\alpha_k S_k + \alpha_0 A_k}{\beta[I(0)A_k - 2S_k^2]}} \quad (9)$$

$$G - \widetilde{G}_n = -\frac{2\alpha_k^2 I(0) - \alpha_0^2 A_k - 4\alpha_k \alpha_0 S_k}{2\beta[I(0)A_k - 2S_k^2]} \quad (10)$$

for any trio $(-k, 0, k)$, where $S_k = 2I(k, 0) - I(k, 0, -k)$.

Three vortex rows ($N_c = 4$): The four components may correspond to pairs $(k_2, -k_2)$ and $(k_1, -k_1)$ with $|k_1| \neq |k_2| \neq 0$ [see Fig. 1(b)]. We assume $C_{k_2} = C_{-k_2}$ and $|C_{k_1}| = |C_{-k_1}|$. Once again two of the phases have been set to zero (ϕ_{k_2} and ϕ_{-k_2}). The other two, ϕ_{k_1} and ϕ_{-k_1} , must be chosen to minimize the energy. To make things analytically accessible we drop for the moment the weak correlation terms between vortex rows in the resulting Gibbs free energy:

$$G - G_n = 2\alpha_{k_1}|C_{k_1}|^2 + 2\alpha_{k_2}|C_{k_2}|^2 + \beta(A_{k_1}|C_{k_1}|^4 + A_{k_2}|C_{k_2}|^4 + 4S_{k_1,k_2}|C_{k_1}|^2|C_{k_2}|^2), \quad (11)$$

where $S_{k_1,k_2} = I(k_1, k_2) + I(k_1, -k_2)$. Minimizing, we obtain

$$|\tilde{C}_{k_1}| = \sqrt{\frac{\alpha_{k_1} A_{k_2} - \alpha_{k_2} S_{k_1,k_2}}{\beta[S_{k_1,k_2}^2 - A_{k_1} A_{k_2}]}} \quad (12)$$

$$\tilde{C}_{k_2} = \sqrt{\frac{\alpha_{k_2} A_{k_1} - \alpha_{k_1} S_{k_1,k_2}}{\beta[S_{k_1,k_2}^2 - A_{k_1} A_{k_2}]}} \quad (13)$$

$$G - \widetilde{G}_n = \frac{\alpha_{k_1}^2 A_{k_2} + \alpha_{k_2}^2 A_{k_1} - 2\alpha_{k_1} \alpha_{k_2} S_{k_1,k_2}}{\beta[S_{k_1,k_2}^2 - A_{k_1} A_{k_2}]} \quad (14)$$

for any set of four components $(-k_2, -k_1, k_1, k_2)$. The correlation terms between adjacent rows, which ultimately determine the relative position between rows, can be recast in the form

$$\delta_{|k_2|,|3k_1|} 4|C_{k_1}|^3 |C_{k_2}| I(-k_1, k_1, k_2) \times [\cos(2\phi_{k_1} - \phi_{-k_1}) + \cos(2\phi_{-k_1} - \phi_{k_1})]. \quad (15)$$

Notice that whenever the condition $|k_2| = |3k_1|$ is satisfied the three rows have the same period a_0^r . “Lock-in” between them sets in when $\phi_{k_1} = \phi_{-k_1} = \pi$, which sets the offset between adjacent rows to $a_0^r/2$. In this case the total energy can be approximated by subtracting the lock-in energy $4\beta|\tilde{C}_{k_1}|^3 \tilde{C}_{k_2} I(-k_1, k_1, k_2)$ from $G - \widetilde{G}_n$ in

Eq. (14). If $|k_2| \neq |3k_1|$ the choice of phases is irrelevant since the period of adjacent rows is different and they cannot fall into place. The above choice of phases gives the worst relative position between non-adjacent rows, i.e., aligns non-adjacent vortices. However, the term that accounts for such correlation is proportional to $I(-k_2, -k_1, k_1, k_2)$ and can be safely dropped since the overlap of χ_{-k_2} and χ_{k_2} is negligible in the expected minimal solution.

For more than three vortex rows one adds more components [see panels (c) and (d) in Fig. 1] and follows similar considerations as for $N_c = 4$: (i) to neglect correlations between non-adjacent rows, (ii) to minimize without the correlation terms for adjacent rows, and (iii) to subtract the lock-in energy at the end. One can thus obtain analytical expressions for the \tilde{C}_k ’s and $G - \widetilde{G}_n$ for any number of rows [14] from which the optimum set of quantum numbers $\{k\}$ can be found. We will only discuss the results in the following. Figure 2 shows the number of vortex rows for strip thicknesses $W = 12\xi$ and $W = 16\xi$ as a function of H . As expected, the number increases in a step-wise manner. Figure 1 shows several snapshots of $\epsilon(k)$ for the $W = 16\xi$ strip for some characteristic values of H . As long as $-\alpha$ or “chemical potential” for the Cooper pairs (dashed lines) remains above the LB in the center of the strip [panels (a) to (d)], the number of components increases with H . When $-\alpha$ lies below the LB in the center, i.e., when $H > H_{c2}$ [panel (e)], the Cooper pairs can only nucleate near the surfaces and constitute SS. For the narrower strip [Fig. 2(a)] the number of vortex rows that can be accommodated before the quenching of bulk superconductivity is logically smaller than for the wider one [Fig. 2(b)]. To the numerical accuracy of our calculations all the rows forming the lattice disappear at $H = H_{c2}$ in the limit $W \rightarrow \infty$. Peaks in the measured magnetization of thin films have already been associated with transitions in the number of rows [2,10], but it is not the aim of this paper to give a detailed analysis of the magnetization of thin films in the DVLS regime, which will be presented elsewhere [14].

In contrast to the numerical simulations [2,10,11] our analytical minimization provides us with degrees of freedom for the order parameter which allow us to calculate the inter-row shear energy parallel to the surfaces. This energy, which we will denote by \tilde{c}_{66} , is sample-dependent and proportional to the shear modulus c_{66} . To calculate \tilde{c}_{66} one compares the minimum energy with that obtained by switching the phases away from their optimum values so that vortices in adjacent rows become aligned with each other. Dashed lines in Fig. 2 correspond to \tilde{c}_{66} between the outer-most rows. Whenever a new row is added to the strip, \tilde{c}_{66} experiences a sudden jump. This is because the addition of a new row “squeezes” all the others against each other, increasing \tilde{c}_{66} . On qualitative arguments [3,16] only one of the two possible lattice orientations is expected in this system. Although near

the transition points the lattice is fairly distorted, with the row period a_0^r deviating from the one of a perfect triangular lattice, a_0 , the expected orientation is still apparent in our results. The experimental value of the flow stress, which is proportional to \tilde{c}_{66} , has been reported in Refs. [3] although instead of having the VLS confined in strips they had it “trapped” in disorder-free grooves etched in a dirty film perpendicular to H . Oscillations in the flow stress were reported for the whole range of H and they were attributed to dislocations that appear when the periodicities of the groove superlattice and the VLS did not match. This picture does not consider the possible overall distortion of the lattice. From our calculations we conclude that, since the whole lattice reconstructs abruptly at each row addition, dislocations need not be invoked to explain jumps in the flow stress. Note that the boundary conditions that mimic the groove interfaces are different from the ones used here, but, as long as the vortex-interface interaction is sufficiently strong, this basic conclusion holds.

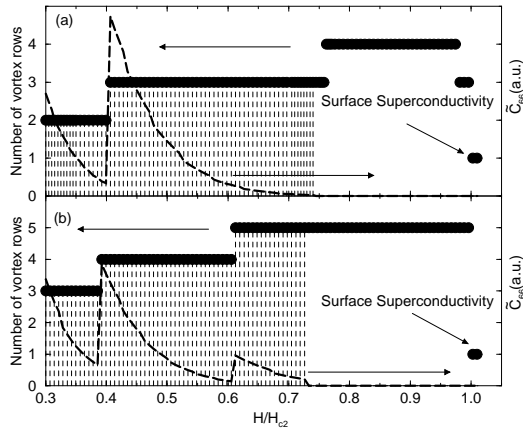


FIG. 2. Number of vortex rows and \tilde{c}_{66} as a function of H for a strip with (a) $W = 12\xi$ and (b) $W = 16\xi$. Shaded areas correspond to values of H with lock-in between the outer-most vortex rows and non-shaded areas to values of H without lock-in.

Finally, the most remarkable result to emerge from our calculations is the fact that \tilde{c}_{66} goes strictly to zero at a critical field $H^* \approx 0.73H_{c2}$ as $W \rightarrow \infty$. This is due to the fact that the outer-most rows become incommensurate at this critical field. Shaded areas in Fig. 2 correspond to the situation where lock-in is possible between the two outer-most vortex rows (on both sides of the strip) and, consequently, there is always a finite value of \tilde{c}_{66} . For $H > H^*$ up to H_{c2} the condensation energy near the surfaces always overcomes the lock-in energy. The order parameter prefers to have surface vortex rows with a shorter period than the bulk ones despite of the fact that lock-in is no longer possible [17]. Figure 3 shows the order parameter for H near H_{c2} where the incommensurability between surface rows is apparent. This incommensura-

bility might reflect in a premature quenching of the flow stress measured in deeply etched NbGe grooves in experimental setups similar to those of Refs. [3]. The deep etching would create the necessary spatial modulation of the condensation energy which triggers this phenomenon.

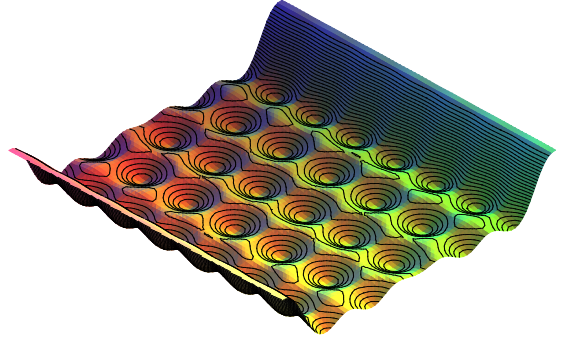


FIG. 3. Order parameter for a $W = 16\xi$ strip at $H = 0.9H_{c2}$. Note the incommensurability between the outer-most vortex rows triggered by the strong surface superconductivity.

The author thanks A. H. MacDonald for invaluable help in the early stages of this work. The author also thanks H. Fertig, C. Brogan, and J. Sinova for critical comments. This work has been funded by NFS Grants Nos. DMR-9416902 and DMR-9503814.

-
- [1] A. A. Abrikosov, Zh. Eksp. Teor. Fiz. **32**, 1442 (1957) [Soviet Phys. JETP **5**, 1174 (1957)].
 - [2] J. Guimpel et al., Phys. Rev. B **38**, 2342 (1988); S. H. Brongersma et al. Phys. Rev. Lett. **71**, 2319 (1993); M. Ziese et al. Phys. Rev. B **53**, 8658 (1996).
 - [3] A. Pruymboom et al. Phys. Rev. Lett. **60**, 1430 (1988); M. H. Theunissen, E. Van der Drift, and P. H. Kes, *ibid.* **77**, 159 (1996).
 - [4] A. Bezryadin, Y. N. Ovchinnikov, and B. Pannetier, Phys. Rev. B **53**, 8553 (1996).
 - [5] P. G. deGennes and D. Saint-James, Phys. Lett. **7**, 306 (1963); H. J. Fink, Phys. Rev. Lett. **14**, 309 (1965).
 - [6] A. I. Buzdin, Phys. Rev. B **47**, 11416 (1993).
 - [7] F. F. Ternovskii and L. N. Shekhata, Zh. Eksp. Teor. Fiz. **62**, 2297 (1972) [Soviet Phys. JETP **35**, 1202 (1972)].
 - [8] Z. Tesanović and L. Xing, Phys. Rev. Lett. **67**, 2729 (1991); J. Hu and A. H. MacDonald, *ibid.* **71**, 432 (1993).
 - [9] E. H. Brandt, Phys. Rev. Lett. **78**, 2208 (1997).
 - [10] C. Bolech, G. C. Buscaglia, and A. López, Phys. Rev. B **52**, 15 719 (1995).
 - [11] I. Aranson and V. Vinokur, Phys. Rev. Lett. **77**, 3208 (1996).
 - [12] M. Tinkham, *Introduction to Superconductivity*, 2nd Ed. (McGraw-Hill, New York, 1996).
 - [13] This is not a drastic simplification for strong type-II

three-dimensional nanostructures in the DVLS regime where, although the magnetization is finite, $h(\mathbf{r})$ is basically uniform.

- [14] J. J. Palacios (in preparation).
- [15] Two-component solutions have been extensively reported in the literature for very thin films with $W \approx 2\xi$ or 3ξ . See for an early example E. Guyon, F. Meunier, and R. S. Thompson, Phys. Rev. **156**, 452 (1967).
- [16] A. M. Thompson, M. A. Moore (unpublished).
- [17] Solutions of the DVLS with periodic dislocations near the surfaces might be present for H close to H_{c2} if a higher number of components were considered, but we are not exploring such a possibility here.