

Low-temperature electrical transport and double exchange in $\text{La}_{0.67}(\text{Pb,Ca})_{0.33}\text{MnO}_3$ single crystals.

M. Jaime*, P. Lin, M. B. Salamon and P. D. Han

Department of Physics and Materials Research Laboratory

University of Illinois at Urbana-Champaign

1110 W. Green Street, Urbana, IL 61801

(9/15/97)

Abstract

The resistivity in the ferromagnetic state of flux-grown $\text{La}_{2/3}(\text{Pb,Ca})_{1/3}\text{MnO}_3$ single crystals reveals a strong quadratic temperature dependence at and above 50 K. At lower temperatures, this contribution drops precipitously leaving the resistivity essentially temperature independent below 20 K. The Seebeck coefficient also reflects a change behavior at the same temperature. We attribute this behavior to a cut-off of single magnon scattering processes at long wavelengths due to the polarized bands of a double-exchange ferromagnet.

PACS: 73.10Di; 72.15.Jf; 75.30.Cr

Typeset using REVTeX

*Present address: Los Alamos National Laboratory, MSK764, Los Alamos, NM 87545

The remarkable transport properties of such manganites as $\text{La}_{1-x}\text{A}_x\text{MnO}_3$ have been studied for decades, [1] yet an understanding of the mechanisms that drive the transition between the low temperature, ferromagnetic metallic state and the high temperature, semi-conducting paramagnetic state remains incomplete. The first efforts to explain the low temperature properties focussed on the so-called double exchange mechanism, first proposed by Zener [2] and later developed by Anderson and Hasegawa [3], and by Kubo and Ohata (KO) [4], in which mobile d -holes are induced on Mn sites by substitution of divalent impurity A-atoms for trivalent La. More recently, Millis et al. [5] pointed out that this mechanism is unable to produce the very large changes in resistance that occur near the Curie temperature T_C . They suggested that strong Jahn-Teller coupling leads to the formation, and subsequent self-trapping, of lattice polarons at temperatures above T_C . Studies of the thermoelectric power, [6] Hall coefficient, [7] neutron radial distribution function [8] and isotope effects [9] confirm that the high-temperature regime is consistent with the existence of adiabatically hopping small polarons. Because the onset of magnetism manifestly changes their nature, we have termed these magnetoelastic polarons.

Just above the Curie temperature, the resistivity ceases its semiconductor-like increase with decreasing temperature, and then falls rapidly to metallic values. In the transition region, the material exhibits so-called colossal magnetoresistance. At temperatures $\lesssim T_C/2$, the magnetoresistance falls to low levels in epitaxial films and single crystals, although it may remain large in granular material. [10] In this low temperature regime, polarons have crossed over to Fermi-liquid behavior [11], and the double exchange model is thought to prevail. In its most extreme form, the double-exchange model assumes the on-site Hund's-rule exchange J_H to be sufficiently strong that the minority-spin e_g band lies above the Fermi energy. Kubo and Ohata [4] pointed out that in this limit single-magnon processes, which must involve scattering between and majority and minority bands, are absent at low temperatures. In this Letter, we examine the low-temperature ($0.01T_C \leq T \leq 0.1T_C$) transport properties of single crystals in which A is a mixture of Pb and Ca. We demonstrate that the T^2 temperature dependence that is characteristic of single-magnon scattering is,

indeed, suppressed at the lowest temperatures, but is recovered above 50 K. Generalizing the usual calculation [12] to the case of spin-split bands, we find that some residual minority-spin density of states must remain at the Fermi energy.

High quality single crystals of nominal composition $\text{La}_{0.66}(\text{Pb}_{0.67}\text{Ca}_{0.33})_{0.34}\text{MnO}_3$, determined by inductively coupled plasma spectroscopy on samples from the same batch, were grown from a 50/50 PbF_2/PbO flux. [13] Specimens were cut along crystalline axes from larger preoriented crystals. X-ray diffractometry shows a single pseudo-orthorhombic structure with lattice parameters $a = 5.472(4) \text{ \AA}$, $b = 5.526(6) \text{ \AA}$, and $c = 7.794(8) \text{ \AA}$. Gold pads were evaporated onto both oriented and unoriented crystals using both standard four-terminal and Montgomery eight-corner contact arrangements. Electrical contact was made with Au leads attached with silver paint. After a 2-hour anneal at 300°C , contact resistances $< 1 \Omega$ were achieved. The Seebeck coefficient was measured using a variation of the two-heater method described by Resel, et al. [14]; Chromel and Constantan wires, calibrated against a $\text{YBa}_2\text{Cu}_3\text{O}_7$ superconducting sample, permitted this method to be used up to 80 K. The resistivity was measured from 2 K to 400 K using either a standard four-terminal dc method, or a dc resistance bridge in a Quantum Design PPMS system. Magnetization data on the same crystals were obtained using a Quantum Design MPMS magnetometer.

Figure 1 shows the resistivity of sample sc3, a single crystal of dimensions $1.04 \times 1.24 \times 0.3 \text{ mm}^3$ with $T_C = 300 \text{ K}$, vs the square of the temperature in fields up to 70 kOe. The data show a dominant T^2 temperature dependence with evidence of a small T^5 contribution ($10 \mu\Omega \text{ cm}$ at 100 K). This may be the $T^{9/2}$ contribution predicted by KO for two-magnon processes, but a calculation of that contribution with appropriate parameters predicts only $0.5 \mu\Omega \text{ cm}$ at 100 K. It is likely, then, that this is the usual T^5 contribution from electron-phonon processes. The coefficient of the T^2 contribution decreases with increasing field, giving rise to a small negative magnetoresistance at low temperatures. In Fig. 2, we have subtracted the substantial residual resistivity ρ_0 , which we presume to result from the inherent disorder in these crystals, from the data and divided the difference by $\alpha(H)T^2$, where $\alpha(H)$, the slope of the data in Fig. 1 in the linear region below $\approx 100 \text{ K}$, is given in Table I. Though

not obvious in Fig. 1, the resistivity rapidly loses its temperature dependence below 50 K and is essentially constant below 20 K.

A quadratic temperature dependence in the resistivity can arise from a number of microscopic scenarios in addition to one-magnon processes. In severely disordered systems, when electron scattering by static defects is dominant, an extension of the Ziman theory for liquid metals is used to explain a change from T^2 to T regimes in the vicinity of one-half the Debye temperature, $\sim 150 - 200$ K for these samples. [15] We see no evidence for such a change in our data. Extremely clean samples also exhibit quadratic temperature dependences due to $e^- - e^-$ scattering. However, the electron mean free path in these samples is only of order 80 Å near 77 K, where the T^2 contribution becomes important, much too small to be attributable to electron-electron scattering.

To test whether the spin-wave mechanism is at work, we first note that the electron-magnon contribution for an ordinary metallic ferromagnet can be written [12] as $\rho_0(T) = \alpha_0 T^2$, where

$$\alpha_0 = \frac{9\pi^3 N^2 J^2 \hbar^5}{8e^2 E_F^4 k_F} \left(\frac{k_B}{mD} \right)^2 I(0). \quad (1)$$

In this equation, NJ is the coupling energy between the mobile electron and the magnon, the magnon energy is given by Dq^2 , and we have defined

$$I(\epsilon) = \int_{\epsilon}^{\infty} \frac{x^2}{\sinh^2 x} dx. \quad (2)$$

The lower limit is $\epsilon = Dq_{min}^2/2k_B T$, where Dq_{min}^2 is the minimum magnon energy that connects up- and down-spin bands; $I(0)$ is just $\pi^2/6$. Within the spin-wave approximation, the low temperature magnetization is given by $M(T) = M(0) - BT^{3/2} - \dots$, where $B = 0.0587g\mu_B(k_B/D)^{3/2}$. The stiffness constant D has been determined by neutron scattering [16] and muon spin resonance [17] to be $D \approx 155 - 170$ meV Å². The inset to Fig. 1 shows the magnetization for this sample, from which we extract B (Table I) and the value $D(10 \text{ kOe}) = 165$ meV Å², in good agreement with other results. The effect of an applied field H is to open a gap in the magnon spectrum, with the consequence

that $D(H) = f(3/2, k_B T / g \mu_B H) D / f(3/2, 0)$, where $f(3/2, x)$ is a Bose-Einstein integral. If, indeed, the quadratic temperature dependence results from magnon processes, we should expect $\alpha_0(H) \propto B(H)^{4/3}$. We test this relationship in Fig. 3, where it is found to hold up to 50 kOe. We will return to possible reasons why this relationship might not hold at large fields.

The Seebeck coefficient $S(T)$ provides an addition information on the nature of transport at low temperatures. Fig. 4 shows $S(T)$, measured on the same sample at $H = 0$ and 80 kOe. At the lowest temperatures, $S(T)$ is positive, linear in temperature, and extrapolates to zero as $T \rightarrow 0$; the slope is quite large. The field dependence is small and negative. The large slope suggests, from the Mott formula, that the resistivity is a strong function of energy at E_F . There is a sharp deviation from linear behavior in the temperature range in which the T^2 -dependence of the resistivity becomes dominant and the field dependence changes sign and becomes larger. This presumably arises from the onset of magnon scattering which must involve the minority spin band, and which therefore has a different dependence on energy near E_F . We note that the peak in the low temperature thermopower that is regularly seen in thin-film samples [6] is absent here, and is therefore not intrinsic to these materials.

It is evident in Fig. 2 that the magnon contribution to the resistivity becomes exponentially small below ≈ 20 K. In the extreme double-exchange limit discussed by Kubo and Ohata [4], the only available minority-spin states lie at the top of the hole band, requiring that $Dq_{\min}^2 = E_F$. Assuming that the data in Fig. 2 measure $\alpha_\epsilon / \alpha_0$, we have superposed (dashed curve) a plot of $I(\epsilon) / I(0)$ vs $Dq_{\min}^2 / 2k_B \epsilon$ for $Dq_{\min}^2 = 3.8$ meV; it represents very well the suppression of the magnon contribution. However, this energy scale is much smaller than $E_F \simeq 0.5$ eV, calculated at 1/3 filling of the hole band and an effective mass $m^* / m_e = 2.5$. [18] Our result requires that *empty minority-spin states remain near or at the Fermi surface*, similar to a model proposed by Furukawa. [19] In that picture, spectral weight gradually shifts from the minority (\downarrow) to majority (\uparrow) band as the reduced magnetization σ increases below T_C , characterized by the density-of-state (dos) functions $g_{\uparrow, \downarrow} = g_0(E)(1 \pm \sigma)$ for the occupied lower Hund's-rule band and the reverse for the empty upper Hund's-rule band. The

Furukawa model does not map readily onto a single particle picture, but a flavor of it can be preserved by considering parabolic bands with differing effective masses $m_{\uparrow,\downarrow} = m^*(1 \pm \sigma)^{3/2}$, with $g_{\uparrow,\downarrow}(E) = (1/2\pi^2)(2m^*/\hbar^2)^{3/2}(1 \pm \sigma)E^{1/2}$. The Fermi momenta of the two bands are now different and the smallest magnon wavevector that conserves both energy and crystal momentum is given by

$$q_{\min} = \frac{k_F}{(1 - m_{\downarrow}/\mu)} \left[1 - \sqrt{\frac{m_{\downarrow}}{m_{\uparrow}} - \frac{m_{\downarrow}}{\mu} \left(1 - \frac{m_{\downarrow}}{m_{\uparrow}}\right)} \right], \quad (3)$$

where we use Mannari's notation, $\mu = \hbar^2/2D$. Using $k_F = 0.56 \text{ \AA}^{-1}$ as appropriate for $1/3$ filling, we obtain $\sigma = 0.43$ or $g_{\downarrow}/g_{\uparrow} = 0.4$, quite far from complete polarization. Within the usual context of the double exchange model, this result implies that the Hund's rule splitting $2J_H$ is *not* much greater than the $J_H = 0$ bandwidth. Another possible scenario is that the bottom of the minority-spin band falls below the Fermi level. In that case, the minority spin carriers should be electron-like which may explain the relatively abrupt change in slope in the temperature dependence of the thermoelectric power. Low temperature Hall effect studies are underway to explore this possibility.

We assume that the experimental values of α from Table I correspond to α_0 with the appropriate $D(H)$, from which we estimate the coupling constant in Eq. (1) to be $NJ \approx 1.1$ eV; the value is very sensitive to the choice of effective mass. It is not unexpected that the mobile carriers should be strongly coupled to spin-wave excitations. Indeed, Furukawa [20] has suggested that spin waves will be strongly damped if the minority-spin dos is finite, as we have argued it is here. The quantity $D(H)$ appears both in the amplitude of α_{ϵ} and in ϵ itself. While $D(H)$ changes by approximately 2.5% with field (cf. Fig. 3), the onset of the T^2 seen in Fig. 2, which should be linear in $D(H)$, in fact increases by $\approx 25\%$ between $H = 0$ and $H = 70$ kOe. We suggest that the field acts directly on the e_g bands to enhance the majority-spin dos at the expense of the minority spin band, thereby increasing Dq_{\min}^2 . Indeed, Fig. 4 shows that the field dependence of the Seebeck coefficient changes sign at the temperature at which the shift in onset temperature produces magnetoresistance in addition to the field dependence of $\alpha(H)$. The same effect may explain the deviation of the $\alpha(70$

kOe) datum from the trend in Fig. 3.

In summary, our low temperature resistivity data on well-characterized single crystal samples exhibit a dominant T^2 temperature dependence above 50 K that vanishes abruptly at lower temperatures and is consistent in magnitude and magnetic field dependence with one-magnon scattering processes. We have constructed a model band structure that mimics the shift in density of states from minority- to majority-spin band calculated by Furukawa by assigning different effective masses to the two bands. Because the bands have differing Fermi momenta as a consequence, long wavelength spin waves cannot contribute to one-magnon scattering processes, resulting in an exponential cut off of the T^2 contribution at low temperatures. The onset of significant magnon-mediated scattering near 30 K is also reflected in a change in both the temperature and field dependence of the thermopower. While two-magnon processes may contribute, these are expected to be very small, and cannot be separated from ordinary phonon scattering nor from the rapid increase in resistance that occurs near the Curie temperature. The large—and sample-dependent—residual resistivity remains a problem for future study.

We have benefited from technical assistance from Dr. S-H. Chun and from discussions with Dr. H. Röder. This work was supported by the Department of Energy, Office of Basic Energy Sciences through Grant No. DEFG02-91ER45439 at the University of Illinois and by National Science Foundation Grant No. DMR-9120000 through the Science and Technology Center for Superconductivity.

REFERENCES

- [1] G. H. Jonker and J. H. Van Santen, *Physica* **16**, 337 (1950); J. Volger, *Physica* XX, 49 (1954).
- [2] C. Zener, *Phys. Rev.* **82**, 403 (1951).
- [3] P. W. Anderson and H. Hasegawa, *Phys. Rev.* **100**, 675 (1955).
- [4] K. Kubo and N. Ohata, *J. Phys. Soc. Jpn* **33**, 21, (1972).
- [5] A. J. Millis, P. B. Littlewood, and B. Shraiman, *Phys. Rev. Lett.* **74**, 5144 (1995).
- [6] M. Jaime, et al., *Appl. Phys. Lett.* **68**, 1576 (1996); M. Jaime, et al, *Phys. Rev. B* **54**, 11914 (1996); M. F. Hundley and J. J. Neumeier, *Phys. Rev. B* **55**, 11511 (1997).
- [7] M. Jaime, et al. *Phys. Rev. Lett.* **78**, 951 (1997).
- [8] S. J. L. Billinge, et al., *Phys. Rev. Lett.* **77**, 715 (1996).
- [9] G-M. Zhao, et al., *Nature* **381**, 676 (1996); A. Sengelaya, et al. *Phys. Rev. Lett.* **77**, 5296 (1996).
- [10] G. J. Snyder, et al. *Phys. Rev. B* **53**, 14434 (1996).
- [11] A. J. Millis, R. Mueller, and B. I. Shraiman, *Phys. Rev. B* **54**, 5405 (1996).
- [12] I. Mannari, *Prog. Theor. Phys. Jpn.* **22**, 335 (1959).
- [13] P. D. Han and D. A. Payne, *J. Mater. Res.* (submitted).
- [14] R. Resel, et al. *Rev. Sci. Inst.* **67**, 1970 (1996).
- [15] K. V. Rao, in *Amorphous Metallic Alloys*, edited by F. E. Luborsky (Butterworth, London, 1983) p. 401.
- [16] J.W. Lynn et al., *Phys. Rev. Lett.* **76**, 4046 (1996).
- [17] R. H. Heffner, et al., *Phys. Rev. Lett.*, **77**, 1869 (1996).

- [18] J. J. Hamilton, et al. Phys. Rev. B **54**, 14926 (1996).
- [19] N. Furukawa, J. Phys. Soc. Jpn. **64**, 3164 (1995); *ibid.* 2734, (1995); *ibid.* **63**, 3214 (1994).
- [20] N. Furukawa, J. Phys. Soc. Jpn. **65**, 1174 (1996)

TABLES

$\text{La}_{2/3}\text{A}_{1/3}\text{MnO}_3$	ρ_0 $\mu\Omega \text{ cm}$	$\alpha(H)$ $n\Omega \text{ cm K}^{-2}$	$B(H)$ Gauss $\text{K}^{-3/2}$	$l_{mag}^{77\text{K}}$ \AA
A = Ca, Pb sample La5				
H = 0	133.3 <u>3</u>	12.7 <u>9</u>	-	53
10 kG	-	-	0.014 <u>4</u>	-
A = Ca, Pb sample SC3				
H = 0	85. <u>0</u>	9.9 <u>0</u>	-	76
10 kG	86. <u>8</u>	9.7 <u>3</u>	0.013 <u>2</u>	76
30 kG	86. <u>8</u>	9.6 <u>8</u>	0.012 <u>5</u>	77
50 kG	85. <u>1</u>	9.5 <u>7</u>	0.011 <u>3</u>	79
70 kG	86. <u>2</u>	9.4 <u>6</u>	0.010 <u>9</u>	78
A = Ca Ref. [6]				
H = 0	224. <u>1</u>	20.4 <u>4</u>	-	33
100 G	-	-	0.012 <u>2</u>	-

TABLE I. Fitting parameters for resistivity and magnetization as described in the text. The mean free path from electron magnon scattering at 77 K have been calculated.

FIGURES

FIG. 1. The resistivity vs T^2 for magnetic fields up to 70 kG in sample sc3. Inset: The difference between the magnetization and its zero-temperature extrapolation vs temperature on a log-log plot, showing $T^{3/2}$ and $T^{5/2}$ contributions

FIG. 2. The resistivity minus the experimental residual value divided by $\alpha(H)T^2$ for two fields. The dashed curve is the result of the one-magnon calculation for $Dq_{min}^2/k_B = 44$ K

FIG. 3. The magnetization coefficient $B^{4/3}$ vs the resistivity coefficient $\alpha(H)$ for four different fields. Proportionality is expected if the T^2 temperature dependence is due to one-magnon processes.

FIG. 4. The Seebeck coefficient S vs temperature. It is positive and metal-like at low temperature, has an anomalous kink near 30 K, and develops a positive field dependence above 40 K. The dashed line is a linear fit in the low temperature regime.

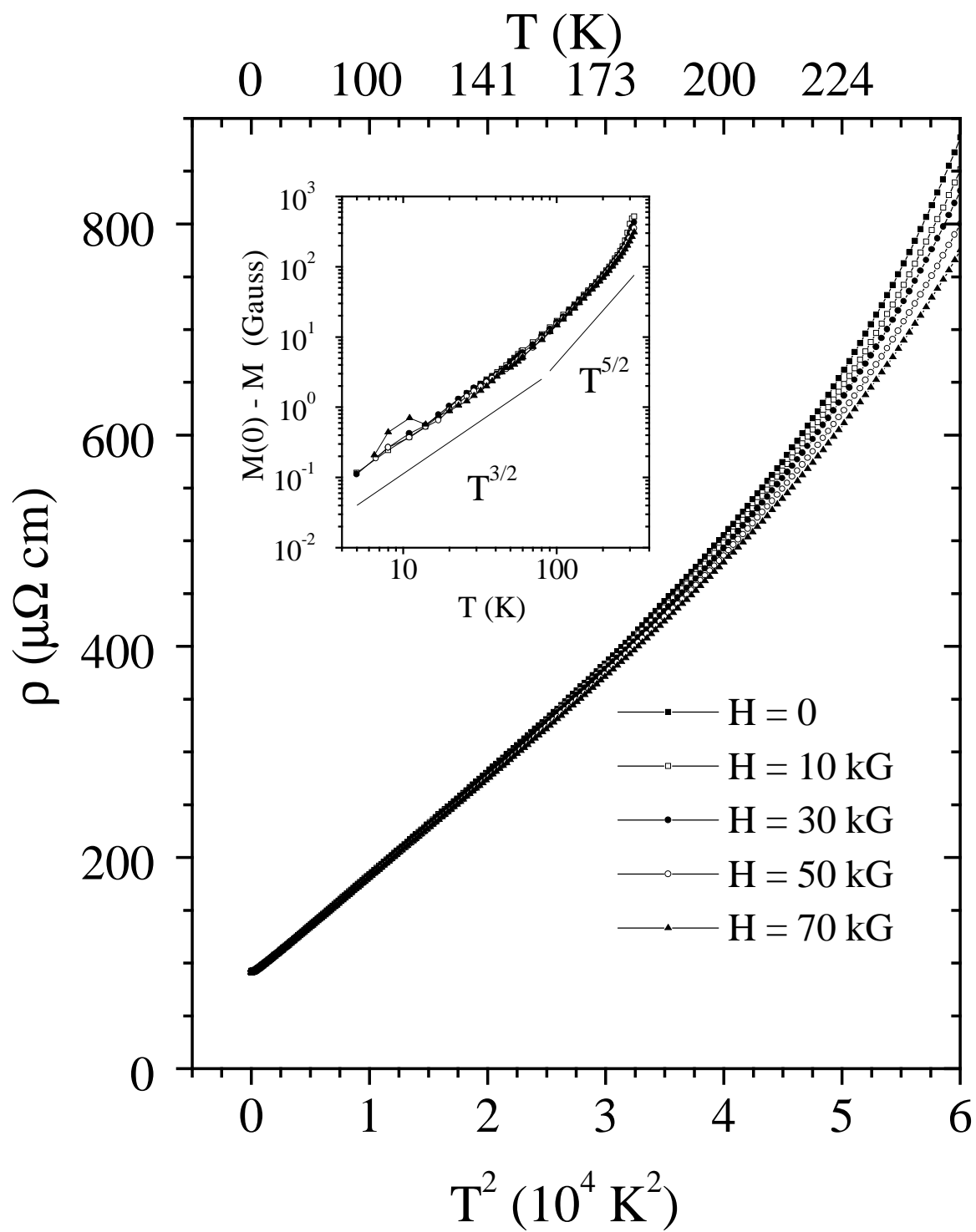


Figure 1
Jaime et al.

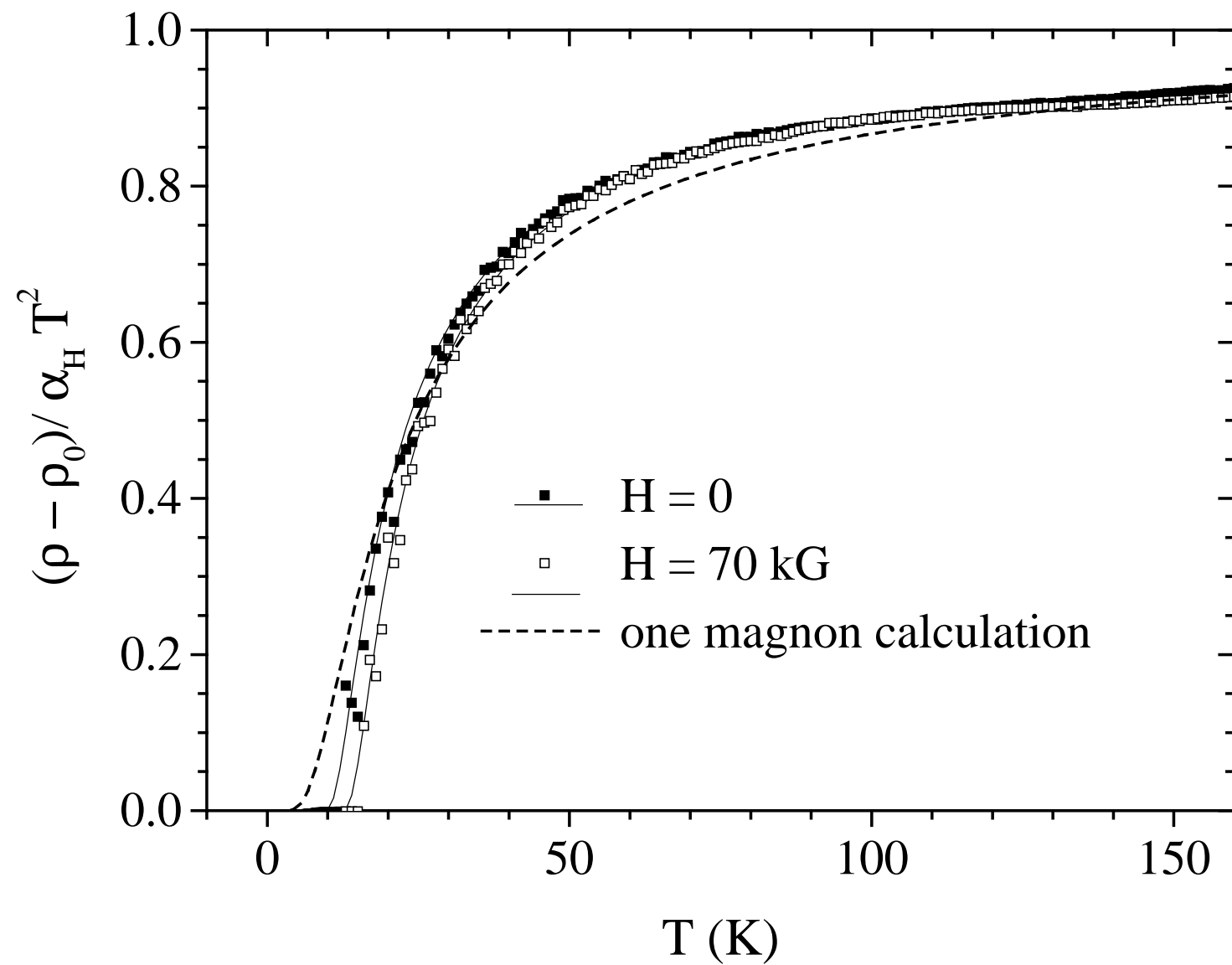


Figure 2
Jaime et al.

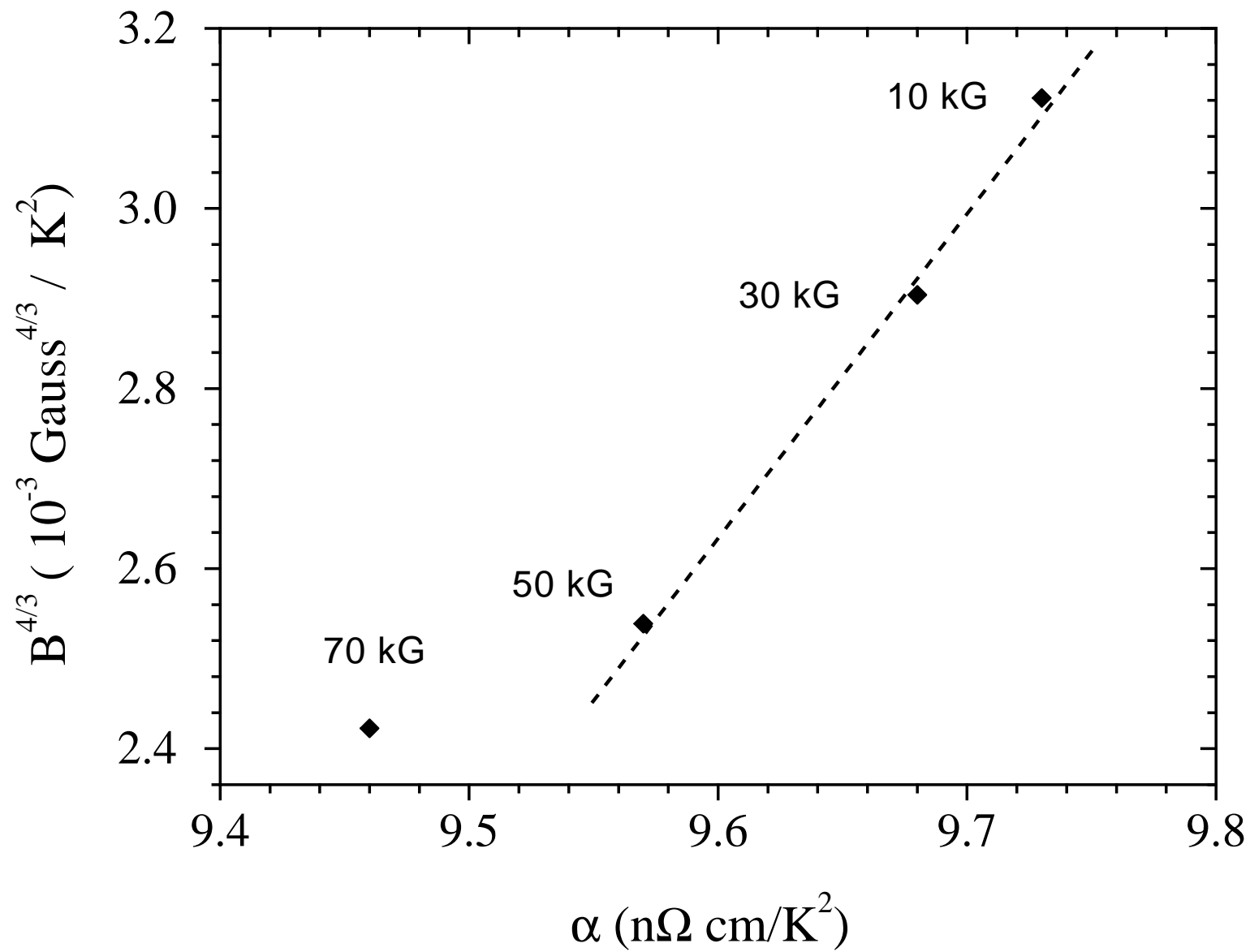


Figure 3
Jaime et al.

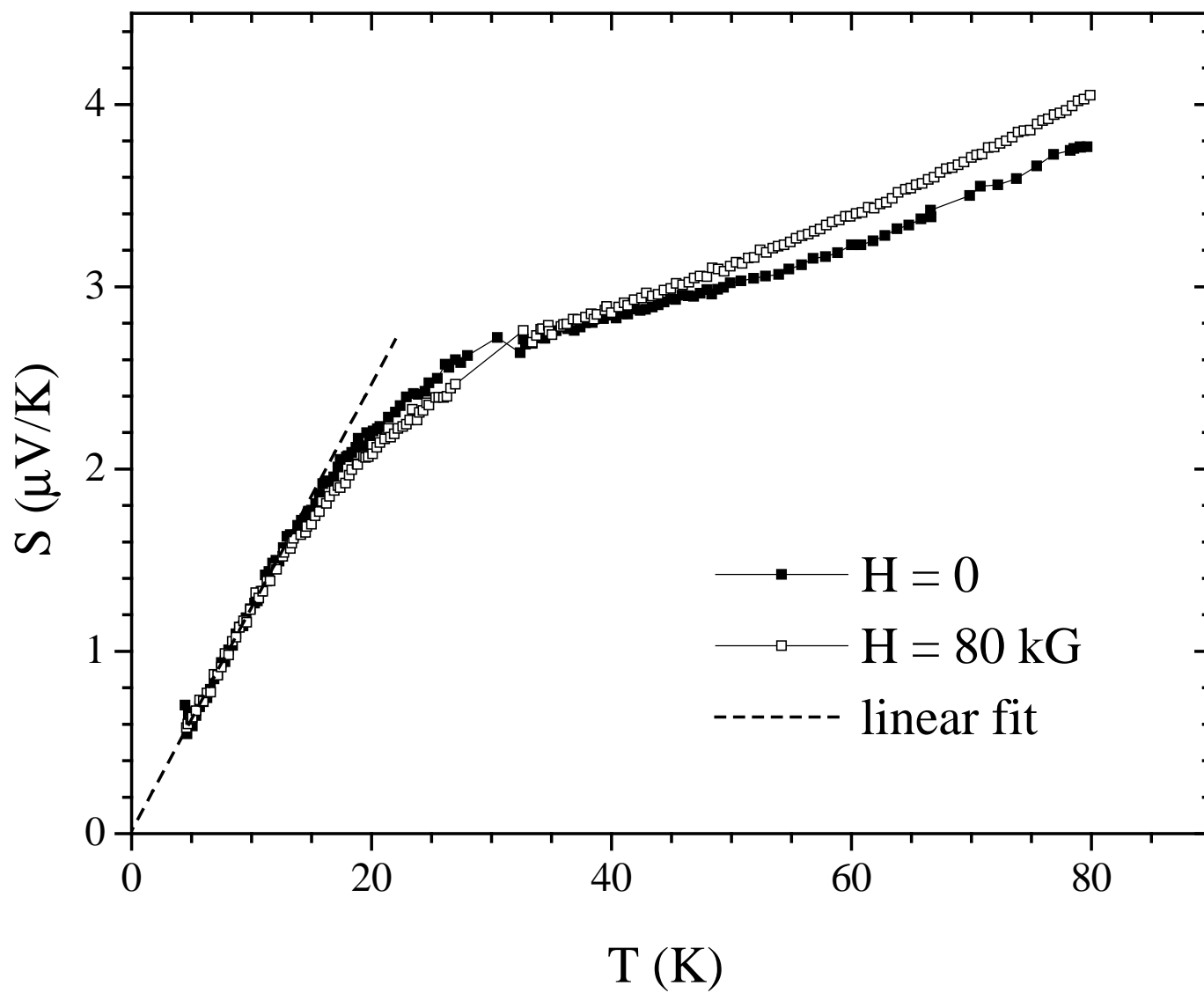


Figure 4
Jaime et al.