

# COLLECTIVE GAPS AT INTEGER TOTAL FILLING FACTORS IN A COUPLED DOUBLE QUANTUM WELL

V.T. Dolgoplov, G.E. Tsydynzhapov, A.A. Shashkin  
*Institute of Solid State Physics, Chernogolovka, Moscow District 142432, Russia*

F. Hastreiter, M. Hartung, A. Wixforth  
*Ludwig-Maximilians-Universität, Geschwister-Scholl-Platz 1, D-80539 München, Germany*

K.L. Campman, A.C. Gossard  
*Materials Department and Center for Quantized Electronic Structures, University of California, Santa Barbara, California 93106, USA*

We employ a magnetocapacitance technique to study the spectrum of the double-layer electron system in a parabolic quantum well with a narrow tunnel barrier in the centre. In both balanced and unbalanced double-layer regimes, regardless of an electron distribution between the layers, a set of novel oscillations has been detected that reflects the appearance of new collective gaps in the spectrum at integer *total* filling factors. These interlayer-correlated states in the bilayer electron system are shown to be beyond the framework of single-electron considerations.

A double electron layer is the simplest system having a degree of freedom, which is associated with the third dimension, in the integer (IQHE) and fractional (FQHE) quantum Hall effect. Since pioneering papers [1,2] much attention is paid to the investigation of balanced systems where the sheet electron densities in the two adjacent layers are close to each other. While in this case the origin of the IQHE at even integer filling factors is trivial, the symmetric-antisymmetric level splitting caused by interlayer tunneling gives rise to the IQHE at odd integer filling factors, which is very similar to the case of a two-subband electron system. The absence of certain IQHE states at low odd integer fillings [1,2] is interpreted in Refs. [3,4] as due to the Coulomb-interaction-induced destruction of symmetric-antisymmetric splitting in strong magnetic fields. The recent observation of hybridization of single- and double-layer behaviour in a double quantum well [5] has been explained within single-electron picture.

The bilayer many-body IQHE at filling factor  $\nu = 1$  has been detected in Refs. [6,7]. In contrast to the above mentioned single-particle IQHE, this collective state is caused by interlayer correlation effects [8–11] and therefore is not expected to occur for weak interlayer coupling [6,7]. Similar bilayer collective states have also been observed in the FQHE regime [12–15].

All of the experimental studies cited are based on measurements of the magnetoresistance tensor components at low temperatures. This method is adequate for balanced double layer systems but for unbalanced systems we demonstrate below that capacitance measurements may yield a more direct insight.

Here, using such a capacitive spectroscopy method, we investigate the spectrum of two-dimensional electrons at a quantizing magnetic field in a parabolic quantum well that contains a narrow tunnel barrier for the electron systems on either side. At low temperatures  $T \gtrsim 30$  mK we observe new interlayer-correlated states, in which a gap forms at integer *total* filling factors  $\nu = \nu_f + \nu_b$ , irrespective of *individual* filling factors  $\nu_f$  and  $\nu_b$  in each electron layer, see Fig. 1(a).

The sample is grown by molecular beam epitaxy on semi-insulating GaAs substrate. The active layers form a 760 Å wide parabolic well. In the center of the well a 3 monolayer thick  $\text{Al}_x\text{Ga}_{1-x}\text{As}$  ( $x = 0.3$ ) sheet is grown which serves as a tunnel barrier between both parts on either side (Fig. 1(a)). The symmetrically doped well is capped by 600 Å AlGaAs and 40 Å GaAs layers. The sample has two ohmic contacts (each of them is connected to both electron systems in two parts of the well) and a gate on the crystal surface with area  $120 \times 120 \mu\text{m}^2$ . The presence of the gate electrode enables us both to tune the carrier density in the well and to measure the capacitance between the gate and the well. For capacitance measurements we apply an ac voltage  $V_{ac} = 2.4$  mV at frequencies  $f = 30$  or 110 Hz between the well and the gate and measure both current components as a function of gate bias  $V_g$ , using a home-made  $I - V$  converter and a standard lock-in technique. Our measurements are performed in the temperature interval between 30 and 880 mK at magnetic fields of up to 14 T.

The dependences of the imaginary current component on gate voltage at different magnetic fields are shown in Fig. 1(b). In zero magnetic field at  $V_{th}^b = -0.7$  V  $< V_g < V_{th}^f = -0.31$  V there is only one electron layer in the back part of the well, relative to the gate. At  $V_g > V_{th}^f$  a second electron layer arises in the front part of the well, which is indicated by an increase of the capacitance. In magnetic fields of about 1.3 T at low temperatures we observe

two sets of quantum oscillations: first, the oscillations at  $V_g > V_{th}^f$  are due to the modulation of the thermodynamic density of states in the front electron layer. They are typical of a three electrode system (see, e.g., Refs. [16,17]) and depend only weakly on temperature in the regime investigated. Second, the oscillations at  $V_g < V_{th}^f$  originate from the conductivity oscillations in the back electron layer and so these are accompanied by peaks in the real current component. With increasing the magnetic field a new set of oscillations emerges formed by additional minima at  $V_g > V_{th}^f$  (Fig. 1(b)). The small values of capacitance at the oscillation minima as well as the non-zero active current component reflect that the conductivity  $\sigma_{xx}$  vanishes simultaneously in *both* electron layers. If both layers are occupied, one could tentatively expect that the conductivity of the bilayer system would tend to zero when both individual filling factors  $\nu_f, \nu_b$  are simultaneously integers, i.e., at some special points in the  $(B, V_g)$  plane. However, to our surprise, the system conductivity vanishes *along the lines* in the  $(B, V_g)$  plane that correspond to integer total filling factor  $\nu = \nu_f + \nu_b$  as will be shown below. This finding unambiguously points to *interlayer coherence* in the bilayer system. Since related to  $\sigma_{xx}$ , the new oscillations are strongly temperature-dependent, whereas the measured capacitance in between these deep minima is weakly dependent on temperature. As seen from Fig. 1(c), the weak oscillations reflecting the thermodynamic density of states in the front layer persist after the appearance of the novel oscillations. In particular, these do not change at all, when located between deep minima, as the latter develop. For coincident positions, the minima for the two kinds of oscillations trigger with changing temperature. The temperature dependences of the different minima in Fig. 1(c) indicate that the activation energy for  $\sigma_{xx}$  is maximum near  $V_g = V_{th}^f$ ; these data will be discussed in detail elsewhere.

Fig. 2 presents a Landau level fan diagram in the  $(B, V_g)$  plane for our sample. Positions of the density of states minima in the front electron layer are shown by open symbols. These minima correspond to the filling factors  $\nu_f = 1, 2, 4, 6, 8$  in the front layer. The conductivity minima are marked in the figure by solid symbols. In the gate voltage interval  $V_{th}^b < V_g < V_{th}^f$  we see the filling factors  $\nu_b = 1, 2, 4$  in the back layer. Furthermore, for  $V_g > V_{th}^f$  the novel oscillations define one more Landau level fan. The straight lines of this fan are parallel to those for the front electron layer and correspond to  $\nu = 1, 2, 3, 4, 5, 6$  which is the total filling factor as determined by the total electron density  $N_s$  in the quantum well. Indeed, in the  $(B, V_g)$  plane the different fan line slopes below and above  $V_g = V_{th}^f$  (Fig. 2) correspond to the capacitance values before and after the jump near  $V_g = V_{th}^f$  (Fig. 1). One can see from Fig. 2 that despite with varying the gate voltage  $V_g > V_{th}^f$  the electron density changes only in the *front* layer as indicated by the fan line slopes, it is the integer  $\nu$  at which new gaps arise in the double-layer electron system. It is important that the data available allow us to exclude the possibility of all electrons collecting in one part of the quantum well (so-called broken-symmetry states [18]). This follows from the co-existence of the Landau level fan for the front layer and the one determined by the new set of oscillations and from the constancy of the fan line slopes around the balance point  $V_g = -0.02$  V corresponding to the symmetric quantum well (Fig. 2). We interpret the new gaps in the bilayer system as a many-body effect originating from interlayer electron correlations as will be discussed below [19].

The band structure of our sample in the absence of magnetic field is known from far-infrared spectroscopy and magnetotransport investigations on samples fabricated from the same wafer [20]. It agrees with the result of self-consistent Hartree calculation of energy levels in a coupled bilayer electron system (Fig. 3(b,c)). In the calculation one reasonably assumes that both electron layers have a common electrochemical potential which corresponds to the zero-point on the energy scale in Fig. 3(c). In agreement with experiment, only one energy band is occupied by electrons in the range  $V_{th}^1 < V_g < V_{th}^2$ , two energy bands are filled at  $V_{th}^2 < V_g < V_{th}^3$  and three of them are filled above  $V_g = V_{th}^3$ . The band splitting at a zero gate voltage is symmetric-antisymmetric splitting  $\Delta_{SAS} = 1.3$  meV. Fig. 3(b) shows the electron density profiles for the two lower energy bands in the quantum well at three different gate voltages. We note that for both energy bands, even far from the balance, the wave function is not completely localized in either part of the quantum well.

Subject to the absence of electron correlations in a bilayer electron system, we obtain with the help of Hartree approximation [5] the expected fan diagram for our sample at  $V_g > V_{th}^f$ . Fig. 3(a) displays a part of this diagram corresponding to  $\nu = 1$  and  $\nu = 2$ . The solid lines in the figure show the calculated loci in the  $(B, V_g)$  plane where  $n = 1$  and  $n = 2$  quantum levels, respectively, in the bilayer system are completely filled, i.e., at least for one of the electron layers, the Fermi level lies in a gap of the spectrum. These are well approximated by the dotted ( $n = 1$ ) and dashed ( $n = 2$ ) lines which schematically describe the limiting case of zero transferred charge between electron layers when switching on magnetic field. That the charge transferred is small is confirmed by the absence of appreciable deviations of the experimental data from the front-layer-fan lines (see Fig. 2) as determined by zero-magnetic-field capacitance at  $V_g > V_{th}^f$  (Fig. 1) [21]. From the calculation it follows that to the right from the solid lines in Fig. 3(a) there should be no gaps for filling factors  $\nu = 1$  and  $\nu = 2$ , respectively. This is in obvious contradiction to the experiment. Hence, for explaining the gap formation at integer  $\nu$ , account should be taken of the interlayer correlation effects in

the bilayer electron system.

For balanced double-layer electron systems an approach has been formulated that treats electron correlations in a similar way to the FQHE, i.e., in terms of either Laughlin's trial functions [22] or bosonic transformation [23]. According to Refs. [22,23], in the case of a small symmetric-antisymmetric splitting, a gap at filling factor  $\nu = 1$  is expected to emerge simultaneously with the FQHE gaps. We believe that this theory has nothing to do with the experiment because the collective IQHE is observed, firstly, in the absence of FQHE and, secondly, in the unbalanced system as well.

One more model for strongly correlated states in an unbalanced bilayer electron system at high magnetic fields has been considered in Ref. [24]. The authors argue that the interlayer Coulomb repulsion between two electrons in the lowest Landau level and in a higher Landau level, respectively, is considerably reduced, compared to the case of the same Landau level numbers, when the distance between their orbit centres tends to zero. As a result, bound-pair states are expected in a wide range of layer separations and filling factors. Although attractive, this theory does not touch the question about the appearance of gaps in the electron spectrum at integer total filling factors and is not applicable for the bilayer electron system with equal Landau level numbers. Thus, to the best of our knowledge, the results obtained lack theoretical explanation.

In summary, we have performed magnetocapacitance measurements on a bilayer electron system in a parabolic quantum well with a narrow tunnel barrier in its centre. For both balanced and unbalanced regimes we observe a new set of oscillations with minima at integer *total* filling factors, which are not explained by single-electron models. The effect that the two electron layers in the coupled well behave coherently is likely to be caused by interlayer electron correlations and points to the formation of many-body gaps in the spectrum of the bilayer electron system at integer total filling factors.

We gratefully acknowledge J.P. Kotthaus and M. Shayegan for fruitful discussions of the results. This work was supported in part by Volkswagen-Stiftung under Grant No. I/71162, Deutsche Forschungsgemeinschaft, AFOSR under Grant No. F49620-94-1-0158, INTAS under Grant No. 93-933, the Russian Foundation for Basic Research under Grant No. 97-02-16829, and the Programme "Statistical Physics" from the Russian Ministry of Sciences. The Munich - Santa Barbara collaboration has been also supported by a joint NSF-European Grant and the Max-Planck research award.

- 
- [1] G.S. Boebinger, H.W. Jiang, L.N. Pfeiffer, and K.W. West, Phys. Rev. Lett. **64**, 1793 (1990).
  - [2] Y.W. Suen, J. Jo, M.B. Santos, L.W. Engel, S.W. Hwang, and M. Shayegan, Phys. Rev. B **44**, 5947 (1991).
  - [3] A.H. MacDonald, P.M. Platzman, and G.S. Boebinger, Phys. Rev. Lett. **65**, 775 (1990).
  - [4] L. Brey, Phys. Rev. Lett. **65**, 903 (1990).
  - [5] A.G. Davies, C.H.W. Barnes, K.R. Zolleis, J.T. Nicholls, M.Y. Simmons, and D.A. Ritchie, Phys. Rev. B **54**, R17331 (1996).
  - [6] S.Q. Murphy, J.P. Eisenstein, G.S. Boebinger, L.N. Pfeiffer, and K.W. West, Phys. Rev. Lett. **72**, 728 (1994).
  - [7] T.S. Lay, Y.W. Suen, H.C. Manoharan, X. Ying, M.B. Santos, and M. Shayegan, Phys. Rev. B **50**, 17725 (1994).
  - [8] T. Chakraborty and P. Pietilainen, Phys. Rev. Lett. **59**, 2784 (1987).
  - [9] D. Yoshioka, A.H. MacDonald, and S.M. Girvin, Phys. Rev. B **39**, 1932 (1989).
  - [10] H.A. Fertig, Phys. Rev. B **40**, 1087 (1989).
  - [11] S. He, X.C. Xie, S. Das Sarma, and F.C. Zhang, Phys. Rev. B **43**, 9339 (1991).
  - [12] Y.W. Suen, L.W. Engel, M.B. Santos, M. Shayegan, and D.C. Tsui, Phys. Rev. Lett. **68**, 1379 (1992).
  - [13] J.P. Eisenstein, G.S. Boebinger, L.N. Pfeiffer, K.W. West, and S. He, Phys. Rev. Lett. **68**, 1383 (1992).
  - [14] Y.W. Suen, J. Jo, M.B. Santos, L.W. Engel, S.W. Hwang, and M. Shayegan, Phys. Rev. B **44**, 5947 (1991).
  - [15] Y.W. Suen, H.C. Manoharan, X. Ying, M.B. Santos, and M. Shayegan, Surf. Sci. **305**, 13 (1994).
  - [16] R.C. Ashoori, and R.H. Silsbee, Solid State Commun. **81**, 821 (1992).
  - [17] V.T. Dolgoplov, A.A. Shashkin, A.V. Aristov, D. Schmerek, H. Drexler, W. Hansen, J.P. Kotthaus, and M. Holland, Phys. Low-Dim. Struct. **6**, 1 (1996); V.T. Dolgoplov, A.A. Shashkin, A.V. Aristov, D. Schmerek, W. Hansen, J.P. Kotthaus, and M. Holland, Phys. Rev. Lett. **79**, 729 (1997).
  - [18] T. Jungwirth, and A.H. MacDonald, Phys. Rev. B **53**, 9943 (1996).
  - [19] In the work of Ref. [18] the electron correlations were considered solely in view of the charge transferred between electron layers at magnetic field.
  - [20] M. Hartung, A. Wixforth, K.L. Campman, and A.C. Gossard, Solid State Electronics **40**, 113 (1996).
  - [21] We note that the case of a double quantum well from Ref. [5] was close to the trivial case of a single-layer two-subband electron system. Because of larger interlayer capacitance, larger  $\Delta_{SAS}$  and smaller electron densities in the well of Ref. [5],

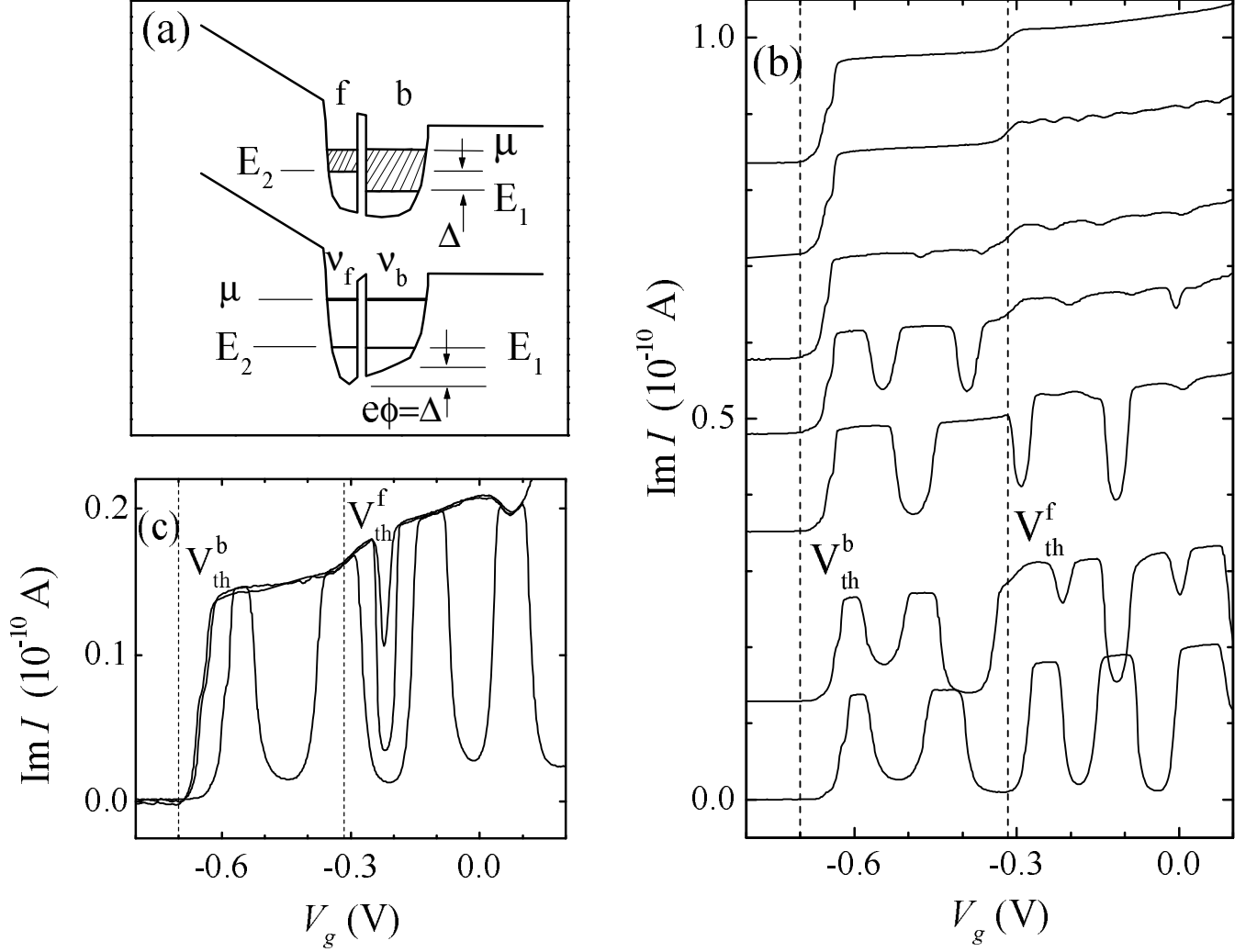


FIG. 1. (a) Sketch of the quantum well potential profile at a negative bias applied to the gate for zero (top) and quantizing magnetic field when the filling factor in either part of the quantum well is less than one (bottom). In the first case the band bottoms  $E_2$  and  $E_1$  in the front (f) and back (b) electron layers are different by  $\Delta$ . The electron states are filled up to the level of electrochemical potential  $\mu$ . In the second case the interlayer-electron-transfer-caused potential difference  $\phi$  makes the band bottoms equal, in the limit of infinitely narrow quantum levels. For the simplest case of filling factors  $\nu_f, \nu_b < 1$  a gap arises if  $\nu_f + \nu_b = 1$ . Dependence of the imaginary current component on gate voltage at  $f = 110$  Hz at different temperatures and magnetic fields: (b)  $B = 0, 0.67, 1.34, 1.84, 2.51, 3.68, 4.34$  T at  $T = 30$  mK, the lines are shifted proportionally to steps in  $B$ ; (c)  $T = 30, 620, 880$  mK at  $B = 6.0$  T.

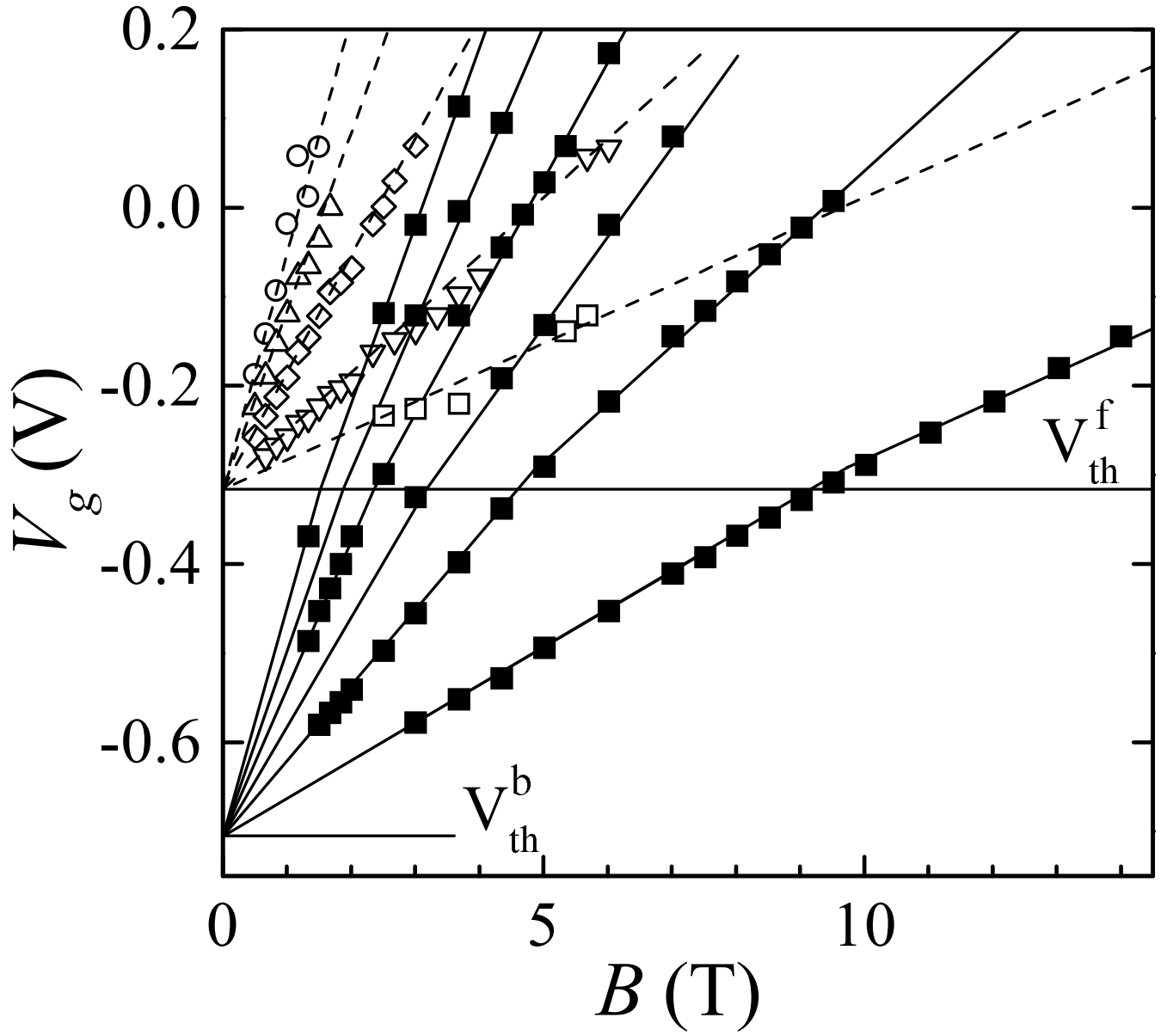


FIG. 2. Landau level fan chart as found from the minima of the density of states in the front electron layer (open symbols) and of the conductivity of the double-layer electron system (filled symbols). At crossing points of the dashed and solid lines the corresponding minima trigger with changing temperature. The system is balanced at  $V_g = -0.02$  V.

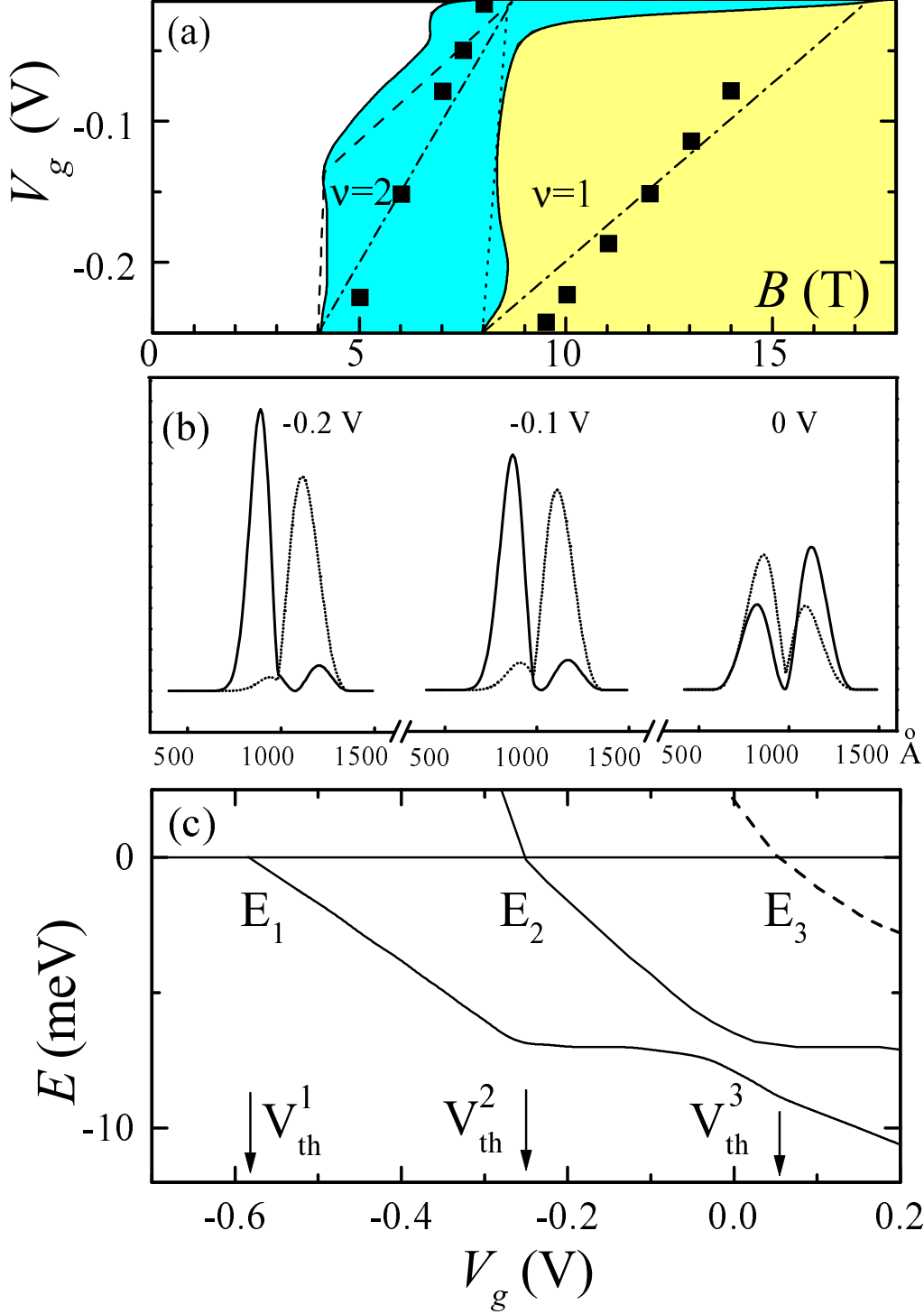


FIG. 3. (a) Comparison of the experimental data (squares) with the result of Hartree calculation of the expected fan diagram for  $n = 1$  and  $n = 2$  completely filled quantum levels in the bilayer electron system (solid lines). For simplicity, we assume the quantum levels to be infinitely narrow and the spin splitting to be smallest. The dotted ( $n = 1$ ) and dashed ( $n = 2$ ) lines schematically describe the case if no charge transfer occurred between electron layers in magnetic field. The dash-dotted lines correspond to  $\nu = 1$  and  $\nu = 2$  where, according to the calculation, neither of the individual filling factors  $\nu_b$  and  $\nu_f$  is integer. The threshold voltages  $V_{th}^1$  and  $V_{th}^2$  were set to be equal. Calculated at  $B = 0$  electron density distributions for the two lower energy bands in the quantum well (b) and positions of the energy band bottoms as a function of gate voltage (c). The dotted and solid lines in case (b) correspond to  $E_1$  and  $E_2$ , respectively.