

Correlated charge polarization in a chain of coupled quantum dots

R. Kotlyar¹, C. A. Stafford², and S. Das Sarma¹

¹*Department of Physics, University of Maryland, College Park, MD 20742-4111, USA*

²*Fakultät für Physik, Albert-Ludwigs-Universität, D-79104 Freiburg, Germany*

(November 20, 2018)

Abstract

Coherent charge transfer in a linear array of tunnel-coupled quantum dots, electrostatically coupled to external gates, is investigated using the Bethe ansatz for a symmetrically biased Hubbard chain. Charge polarization in this correlated system is shown to proceed via two distinct processes: formation of bound states in the metallic phase, and charge transfer processes corresponding to a superposition of antibound states at opposite ends of the chain in the Mott-insulating phase. The polarizability in the insulating phase of the chain exhibits a universal scaling behavior, while the polarization charge in the metallic phase of the model is shown to be quantized in units of $e/2$.

PACS numbers: 73.20.Dx, 73.23.Hk, 71.10.Fd

Tunneling of a single electron from one region to another in a mesoscopic system leads to a modification of the dielectric response of the system [1] which can be detected via single-electron capacitance spectroscopy [2]. Capacitance measurements allow one to study charge transfer *in equilibrium*, and thus provide an important alternative to transport measurements [3–6] in probing the effects of coherent tunneling. In this Letter, we investigate the charge polarization of a linear array of tunnel-coupled quantum dots embedded between the plates of a capacitor (Fig. 1). The quantum corrections to the classical two-terminal capacitance of the system are shown to exhibit sharp resonances whose structure reveals directly the spatial correlations of the interacting many-body ground state of the system. We find that the localized character of the many-body states in the Mott-insulating phase of the model leads to extremely sharp capacitance resonances, which obey a universal scaling form analogous to the conductivity of the system [7]. On the other hand, the extended quantum states in the metallic phase of the model are shown to lead to fractional charge transfer, in contrast to the integer charge transfer predicted in Ref. [1].

The integrability of 1D quantum many-body systems with open boundary conditions was first established [8] for the one-dimensional (1D) Hubbard model. Bethe ansatz solution was recently extended to include boundary potentials [9], and the spectrum of bound states for a single attractive boundary potential has very recently been investigated [10]. Here, we investigate a Hubbard chain with equal and opposite boundary potentials at each end, which serves as a model of a capacitively biased 1D array of quantum dots. In addition to the bound states found for the case of a single boundary potential [10], we find charge transfer states, which are quantum mechanical superpositions of antibound states at opposite ends of the chain. These charge transfer states are shown to dominate the polarizability in the Mott-insulating phase of the model.

We consider a closed linear system of quantum dots coupled electrostatically to bias gates and a backgate (Fig. 1). The backgate allows the system to be charged with N excess electrons, this excess charge being shared among the dots in the chain by quantum-mechanical tunneling. We describe this coupled quantum dot chain by the Hubbard model [11] in the experimentally accessible limit when the interdot capacitances are negligible compared to the capacitances C_g to the external gates. The Hamiltonian of the system, including the work done by the external voltage sources, is

$$H = -t \sum_{\sigma} \sum_{i=1}^{L-1} \left(c_{i+1\sigma}^{\dagger} c_{i\sigma} + \text{H.c.} \right) + \frac{U}{2} \sum_{i=1}^L \rho_i^2 - C_0 V^2 / 2 + \frac{eV}{2} (\rho_L - \rho_1), \quad (1)$$

where $c_{i\sigma}^{\dagger}$ creates an electron of spin σ on dot i , $\rho_i = \sum_{\sigma} c_{i\sigma}^{\dagger} c_{i\sigma}$, $U = e^2/C_g$ is the charging energy of a quantum dot, and C_0 is the classical geometrical capacitance between the left and right gates. Eq. (1) is the prototypical minimal model of correlated fermions on a lattice, and describes *e.g.*, the correlation-induced metal-insulator transition [7]. The new feature investigated here is the nonperturbative effect of the external bias (V) described by the last term in Eq. (1), which polarizes the system. Unlike previous investigations of the charge response of the system [7], we do not treat the bias V as a weak perturbation, but consider arbitrarily large values of V , leading to a finite transfer of charge across the chain. The polarization charge Q induced on the external capacitor plates characterizes the measurable dielectric response of the system. At zero temperature, the expectation value of the polarization charge is given by

$$\langle Q \rangle = \langle Q_L - Q_R \rangle / 2 = -\partial E_0 / \partial V, \quad (2)$$

where Q_L (Q_R) is the polarization charge on the left (right) capacitor plate and E_0 is the minimum eigenvalue of Eq. (1). The two-terminal capacitance of the device is defined as $C_\mu = -\partial^2 E_0 / \partial V^2$. These quantities can be exactly obtained for the quantum dot chain using the Bethe ansatz technique, as described below.

The eigenvalues of Eq. (1) may be expressed as

$$E = -2t \sum_{j=1}^N \cos k_j - C_0 V^2 / 2, \quad (3)$$

where the pseudomomenta k_j are a set of N distinct numbers which satisfy the coupled equations

$$S_V(k_j) e^{i2k_j(L+1)} = \prod_{\beta=1}^M \frac{\sin k_j - \lambda_\beta + iU/4t}{\sin k_j - \lambda_\beta - iU/4t} \frac{\sin k_j + \lambda_\beta + iU/4t}{\sin k_j + \lambda_\beta - iU/4t}, \quad (4)$$

$$\prod_{j=1}^N \frac{\lambda_\alpha - \sin k_j + iU/4t}{\lambda_\alpha - \sin k_j - iU/4t} \frac{\lambda_\alpha + \sin k_j + iU/4t}{\lambda_\alpha + \sin k_j - iU/4t} = \prod_{\beta(\neq\alpha)=1}^M \frac{\lambda_\alpha - \lambda_\beta + iU/2t}{\lambda_\alpha - \lambda_\beta - iU/2t} \frac{\lambda_\alpha + \lambda_\beta + iU/2t}{\lambda_\alpha + \lambda_\beta - iU/2t}, \quad (5)$$

where λ_α , $\alpha = 1, \dots, M$ are a set of distinct numbers referred to as spin rapidities, and

$$S_V(k_j) = \frac{1 - (eV/2t)^2 e^{-2ik_j}}{1 - (eV/2t)^2 e^{2ik_j}} \quad (6)$$

is the single-electron scattering matrix associated with the boundary potentials.

The capacitive response of a chain of 4 quantum dots, calculated from Eqs. (2–6), is shown in Fig. 1 for several values of N . The polarization induced by the external bias V leads to a transfer of charge across the system, which is reflected in the appearance of complex roots of the Bethe ansatz equations, corresponding to bound and antibound states on the boundary dots (see Table I). Let us first consider the Mott-insulating phase of the system, which occurs [7,11] for commensurate electron density, $N = L$. For low bias, $eV < 2t$, the Bethe ansatz ground state contains only real pseudomomenta, and the charge distribution remains essentially symmetric. For $2t < eV \lesssim U$, a bound state forms on the leftmost dot, characterized by the complex pseudomomentum k_L . However, due to the incompressibility of the Mott insulator, an antibound state on the rightmost dot is also filled (k_{L-1}), and there is thus no net transfer of charge. The Mott-Hubbard gap is reflected in the suppression of the low-bias capacitance (the dash-triple-dotted curve in Fig. 1). For a bias larger than the Mott-Hubbard gap, however, it becomes energetically favorable to depopulate the antibound state on the rightmost dot and populate an antibound state in the upper Hubbard band on the leftmost dot (region II in Table I). The pseudomomentum of this antibound state contributes $-2t \cos k_{L-1} = [(U - eV/2)^2 + 4t^2]^{1/2} \simeq U - eV/2$ to the ground state energy in Eq. (3) (plus small backflow terms), indicating the presence of a second electron on the leftmost dot. The resulting transfer of an electron across the

array leads to a sharp capacitance resonance at $eV = eV_1 \simeq U$ in Fig. 1. Finally, for $eV > eV_2 \simeq 2U$, this antibound state becomes a bound state.

In order to elucidate the nature of the charge-transfer resonance in the Mott insulator, let us first consider the simplest case $L = 2$, for which Eq. (1) reduces to a simple 4×4 matrix. The polarization charge and capacitance may then be obtained directly [neglecting terms of order $(t/U)^2$],

$$\frac{Q - C_0 V}{e} = \frac{1}{2} + \frac{1}{2} \frac{eV - U}{\sqrt{8t^2 + (U - eV)^2}}, \quad (7)$$

$$C_\mu - C_0 = \frac{4e^2 t^2}{[8t^2 + (U - eV)^2]^{3/2}}. \quad (8)$$

Eqs. (7) and (8) predict a charge transfer of e across the chain and a capacitance peak at $eV = U$. Eq. (8) was obtained previously in Ref. [1], where it was shown to describe charge transfer between two arbitrary mesoscopic systems coupled weakly by tunneling. Following the above argument on the nature of charge transfer in the Mott insulator, one may expect a result analogous to Eq. (8) to hold for larger chains as well, since the effective coupling of the boundary dots via the intervening Mott-insulator should decrease exponentially with system size. Indeed, the capacitance peaks at $eV \simeq U$ are found to become increasingly high and narrow (the area, which corresponds to the total charge transferred, is conserved) as L increases, but their shape is found to be described very well by Eq. (8), with t replaced by an effective charge transfer matrix element t_{eff} , as shown in Fig. 2(a). Fitting the calculated capacitance to Eq. (8), the effective charge transfer matrix element is found to have the form

$$t_{\text{eff}} \simeq t e^{-(L-2)/\xi(U/t)} \quad (9)$$

as shown in Fig. 2(b), where the correlation length ξ in the Mott-insulating phase of the 1D Hubbard model is given by [7]

$$1/\xi(U/t) = \frac{4t}{U} \int_1^\infty dy \frac{\ln(y + \sqrt{y^2 - 1})}{\cosh(2\pi t y/U)}. \quad (10)$$

Eq. (9) indicates that the effective charge transfer matrix element, which characterizes the resonant polarizability of the Mott insulator, exhibits a finite-size scaling analogous to the conductivity of the system, which also decreases exponentially with system size in the Mott insulator [7]. t_{eff} is in fact related to the equal-time Green's function, $t_{\text{eff}} = tG(1, L) = t \sum_\sigma \langle 0 | c_{1\sigma}^\dagger c_{L\sigma} | 0 \rangle$, and it has already been argued [7] that G has the same scaling form as the conductivity for another choice of boundary conditions. Dielectric measurements thus present the intriguing possibility to study experimentally the correlation length of a Mott insulator formed in a coherent system of quantum dots.

While the charge transfer resonances in the Mott-insulating phase of the model are well-described by the theory of Ref. [1], it is evident from Fig. 1 that the capacitance in the metallic phase of the model, which may exhibit a low-bias double peak structure, can not in general be described by an equation of the form of Eq. (8). As shown in Fig. 3, this double peak structure in the dilute metallic phase of the system is accentuated with increasing

system size, and corresponds to a polarization charge with well-defined plateaus quantized in units of $e/2$, unlike the integer charge transfer described by Eq. (7). From Table I, we see that the polarization of the system in the metallic phase proceeds via the successive capture by the boundary dot of electrons from the Luttinger liquid states delocalized along the chain (since the antibound states are empty for $N < L$), the first at $eV = 2t$ and the second at $eV = eV_2 \simeq 2U$. The breakdown of Eqs. (7) and (8) is due to the fact that the system can no longer be divided into just two weakly coupled subsystems, as was assumed in Ref. [1], and instead becomes one coherent whole in the metallic phase. The fractional increments of polarization charge shown in Fig. 3 arise because the trapping of an electron from the gapless quantum states in the central part of the array leads to an effective charge transfer over only half the system. As a result, the magnitudes of the charges induced on the 1-st and L -th dot are not equal to each other in the metallic phase in contrast to the equal and opposite charge polarization at both ends of a quantum dot chain in the insulating phase. For example, for $N = L - 1$ electrons in the chain, the polarization charge on the L -th dot maximizes to one unit of charge $-e$ at $eV \approx 2t$, whereas the polarization charge on the 1-st dot increases by $+e$ at $eV \approx 2U$. The plateau structure in the capacitance near zero bias as seen in Fig. 3 arises in the dilute quasiparticle/quasihole metallic limit ($N \sim 1$ or $L - N \sim 1$), and its disappearance with increasing filling is an experimentally observable strong correlation effect in the charge polarization of the metallic phase.

Let us comment on some of the idealizations employed in the above calculation. The introduction of an interdot capacitance, neglected in Eq. (1), leads to longer ranged site-off-diagonal interactions in the array, and a smoother distribution of the externally applied voltage drop. Such an extended Hubbard model is no longer integrable via the Bethe ansatz technique, but Lanczos direct diagonalization investigations [12] indicate that the physics is qualitatively similar to that described here. Disorder, neglected in the present treatment, is not found to modify our main conclusions, as confirmed by our Lanczos investigations [12]. The scaling form of the capacitance [Eqs. (8) and (9)] in the Mott insulating phase of the system is preserved provided the disorder is not sufficiently strong to lead to a compressible state, although the correlation length ξ is found to depend on disorder. Similarly, the fractional polarization charge plateaus shown in Fig. 3 are robust with respect to disorder, though the voltage bias of the steps may be shifted. We also remark that for temperatures $k_B T$ much larger than the effective charge transfer matrix element, the form of the capacitance peaks given in Eq. (8) and Fig. 3 will be replaced by a simple derivative of the Fermi function, of width $k_B T$; however, the peak positions can still be used to distinguish between metallic and Mott-insulating behavior.

In conclusion, we have investigated coherent charge transfer in a strongly-correlated artificial linear molecule of tunnel-coupled quantum dots. The polarizability in the Mott-insulating phase of the system was found to exhibit a universal scaling form analogous to the conductivity of the system, while the polarization charge in the dilute metallic phase of the system was found to be quantized in units of $e/2$. Equilibrium charge transfer measurements present an intriguing alternative to transport measurements to characterize the electronic states of ultrasmall structures. We believe that capacitance measurements carried out in carefully fabricated quantum dot chains should be able to observe the novel charge transfer resonances and the universal scaling behavior as well as the metallic charge fractionalization phenomenon predicted here.

This work is supported by the US-ONR.

REFERENCES

- [1] M. Büttiker and C. A. Stafford, Phys. Rev. Lett. **76**, 495 (1996).
- [2] R.C. Ashoori *et al.*, Phys. Rev. Lett. **68**, 3088 (1992); *ibid.*, **71**, 613 (1993).
- [3] L. P. Kouwenhoven *et al.*, Phys. Rev. Lett. **65**, 361 (1990); D. Dixon *et al.*, Phys. Rev. B **53**, 12625 (1996); R. H. Blick *et al.*, Phys. Rev. B **53**, 7899 (1996).
- [4] F. R. Waugh *et al.*, Phys. Rev. Lett. **75**, 705 (1995).
- [5] N. C. van der Vaart *et al.*, Phys. Rev. Lett. **74**, 4702 (1995); F. Hofmann *et al.*, Phys. Rev. B **51**, 13872 (1995).
- [6] A. Yacoby, M. Heiblum, D. Mahalu, and H. Shtrikman, Phys. Rev. Lett. **74**, 4047 (1995).
- [7] C. A. Stafford and A. J. Millis, Phys. Rev. B **48**, 1409 (1993).
- [8] H. J. Schulz, J. Phys. C: Solid State Phys. **18**, 581 (1985).
- [9] H. Asakawa and M. Suzuki, J. Phys. A: Math. Gen. **29**, 225 (1996).
- [10] G. Bedürftig and H. Frahm, J. Phys. A: Math. Gen. **30**, 4139 (1997).
- [11] C. A. Stafford and S. Das Sarma, Phys. Rev. Lett. **72**, 3590 (1994); R. Kotlyar and S. Das Sarma, Phys. Rev. B **55**, 10205 (1997); C. A. Stafford and S. Das Sarma, Phys. Lett. A **230**, 73 (1997).
- [12] R. Kotlyar, C. A. Stafford, and S. Das Sarma, unpublished (1997).

FIGURES

FIG. 1. The quantum corrections to the capacitance plotted in units of e^2/t of a chain of 4 quantum dots as a function of the bias voltage V . The number of excess electrons in the chain and the interaction strength are as indicated in a legend. Inset: The equivalent circuit of the quantum dot array under study.

FIG. 2. (a) The charge transfer-induced resonant capacitance peaks for Mott-insulating chains of 2, 4, and 8 dots (plotted as indicated in a legend), varying by several orders of magnitude in height and width, are shown to collapse on the rescaled capacitance peak given by the Eq. (8) (solid line). (b) The effective coupling t_{eff} between the boundary dots of the Mott-insulating L -dot chains is plotted for $U/t = 6, 7, 8, 9, 10$. The solid line with slope minus unity is shown to emphasize the scaling of the data given by the Eq. (9).

FIG. 3. Quantum correction to the polarization charge induced on the external capacitor plates versus bias voltage for a Hubbard chain of quantum dots in the metallic phase ($N < L$). Note that Q is quantized in units of $e/2$ ($N \ll L$ or $N \lesssim L$) reflecting a fractional ($e/2$) charge transfer within the chain.

TABLES

	I $2t/e < V < V_1$	II $V_1 < V < V_2$	III $V > V_2$
$N = L$	$k_L = i \ln(eV/2t)$ $k_{L-1} = \pi - i \ln(eV/2t)$	$k_L = i \ln(eV/2t)$ $k_{L-1} = \pi + i \sin^{-1}(i \sin k_L + U/2t)$ $\lambda_M = \sin k_L - iU/4t$	$k_L = i \ln(eV/2t)$ $k_{L-1} = -i \sin^{-1}(i \sin k_L + U/2t)$ $\lambda_M = \sin k_L - iU/4t$
$N < L$	$k_N = i \ln(eV/2t)$	$k_N = i \ln(eV/2t)$ $\lambda_M = \sin k_N - iU/4t$	$k_N = i \ln(eV/2t)$ $k_{N-1} = -i \sin^{-1}(i \sin k_N + U/2t)$ $\lambda_M = \sin k_N - iU/4t$

TABLE I. Complex roots of Eqs. (4) and (5) (with exponential accuracy as $L \rightarrow \infty$) corresponding to the bound and antibound states present in the ground state of Eq. (1), as a function of the bias V . Here $eV_1 = U/2 + [(U/2)^2 + 4t^2]^{1/2}$ and $eV_2 = U + [U^2 + 4t^2]^{1/2}$. In the insulating phase of the model ($N = L$), polarization of the system proceeds via transfer of the antibound state k_{L-1} from one end of the array to the other at the boundary of regions I and II. In the metallic phase, polarization of the system proceeds via the successive trapping of electrons on the boundary dot with attractive potential at the onset of regions I and III.

Fig. 1

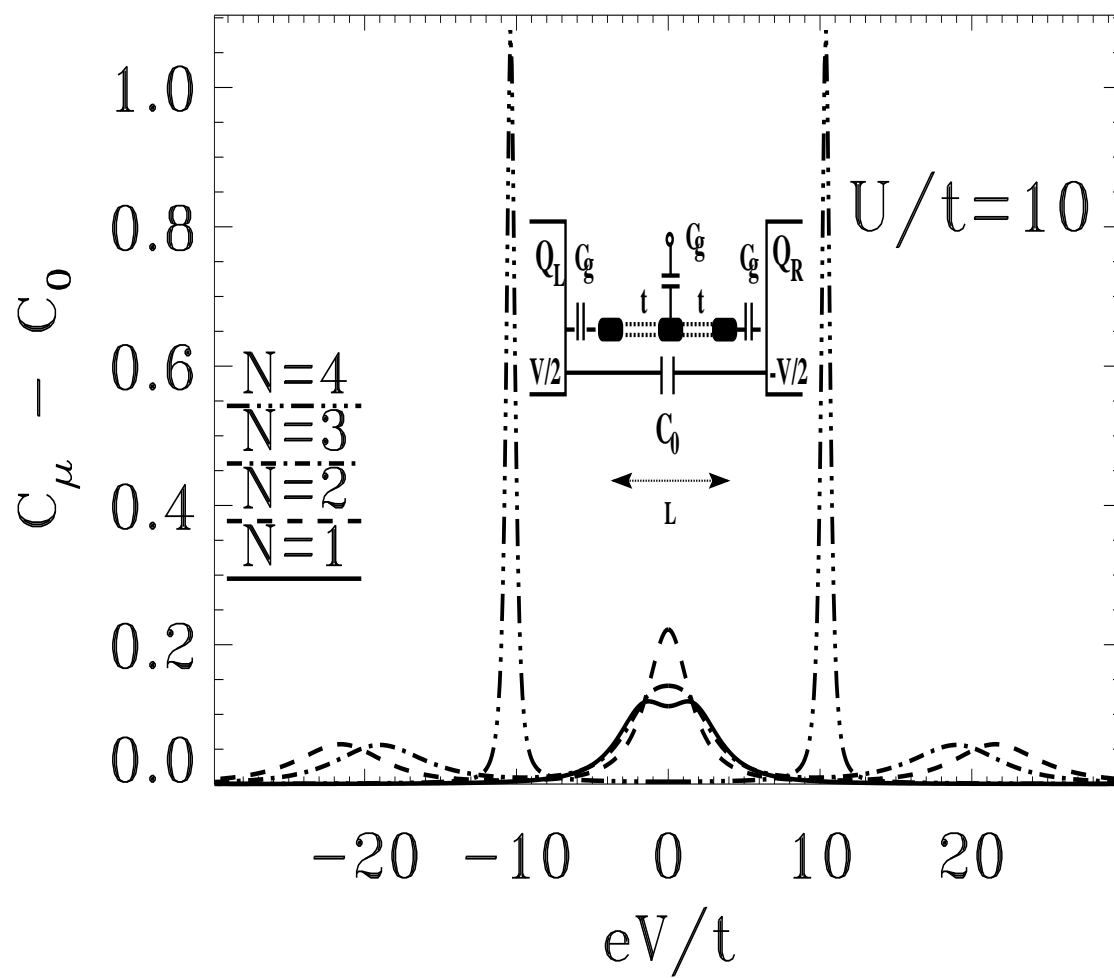


Fig. 2

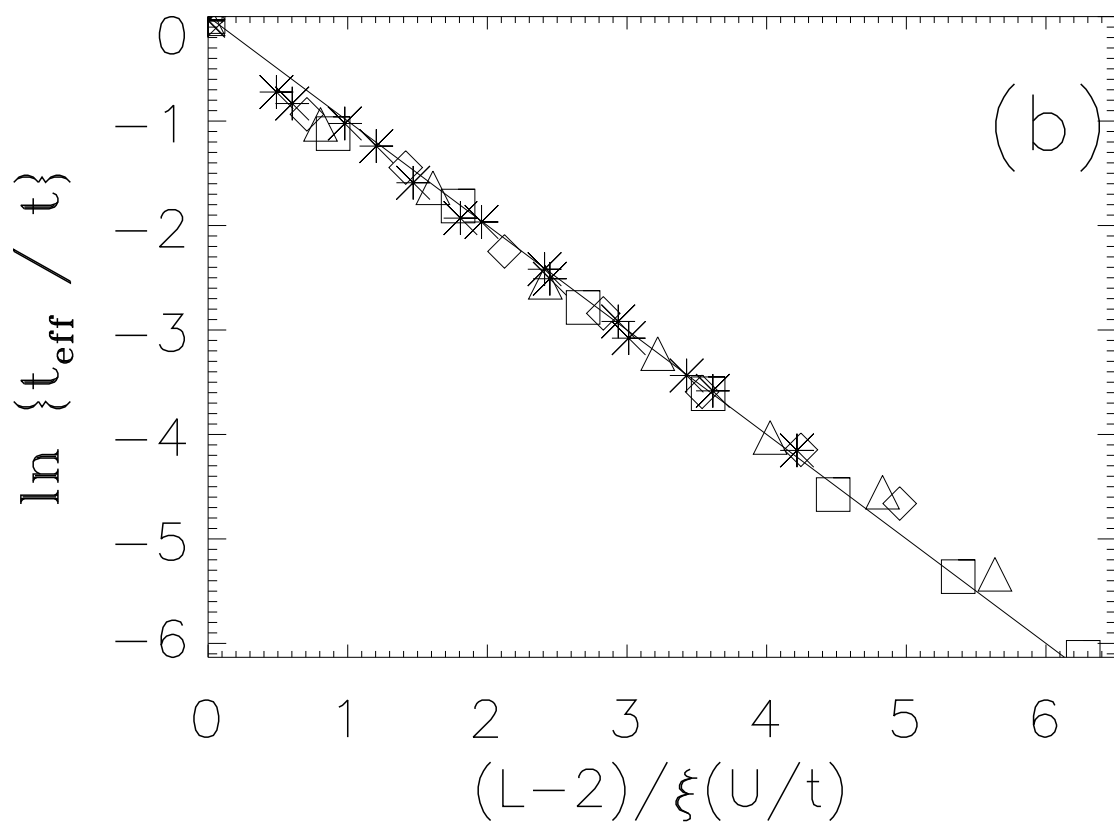
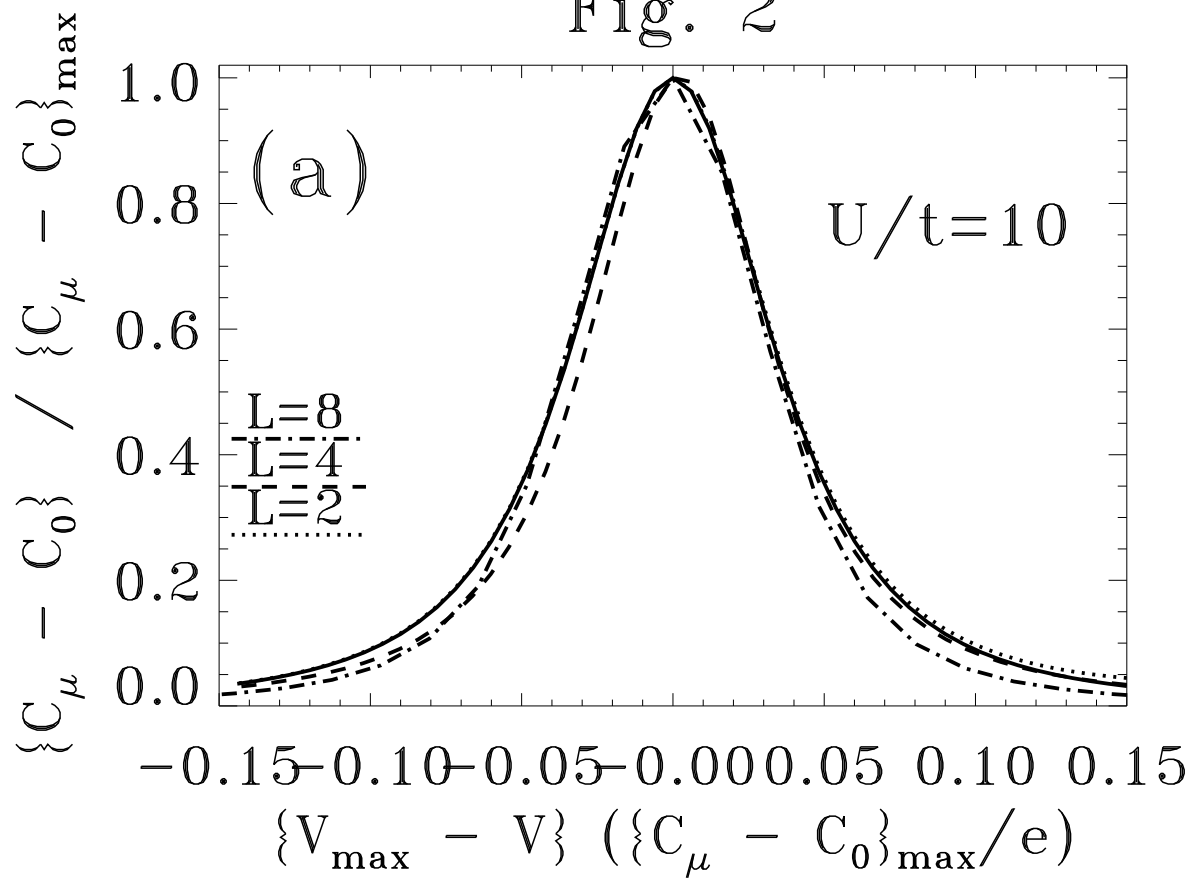


Fig. 3

