

# Fractal Conductance Fluctuations in a Soft Wall Stadium

A.S. Sachrajda,<sup>1</sup> R. Ketzmerick,<sup>2</sup> C. Gould,<sup>1</sup> Y. Feng,<sup>1</sup> P.J. Kelly,<sup>1</sup> A. Delage,<sup>1</sup> and Z. Wasilewski,<sup>1</sup>

<sup>1</sup>*Institute for Microstructural Sciences, National Research Council of Canada, Ottawa, Canada K1A0R6*

<sup>2</sup>*Max-Planck-Institut für Strömungsforschung und Institut für Nichtlineare Dynamik der Universität Göttingen, Bunsenstr. 10, D-37073 Göttingen, Germany*

Conductance fluctuations have been studied in a soft wall ballistic stadium defined by electrostatic gates on a high mobility semiconductor heterojunction. These reproducible fluctuations as a function of magnetic field are found to be fractal in agreement with recent theoretical predictions for mixed (regular and chaotic) phase space systems. The fractal fluctuations indicate the existence of a power law escape probability and provide direct evidence for the hierarchical phase space structure at the boundary between regular and chaotic motion.

PACS numbers: 72.80.E, 05.45.+b, 72.20.M, 85.25.D

It is now generally accepted that ballistic geometries defined in two dimensional electron gases (2DEGs) provide excellent systems for studying quantum chaotic phenomena. As a magnetic field is applied to these systems reproducible conductance fluctuations and weak localization effects are observed analogous to the universal conductance fluctuations and weak localization effects studied in disordered conductors. In this case, however, the phase coherent phenomena reflect the geometry of the device, not the random positions of impurities. By studying these phase coherent effects in both chaotic and non-chaotic geometries a valuable insight has been obtained on how quantum information can be retrieved from classical chaotic dynamics. In virtually all of the systems studied to date both experimentally and theoretically a purely chaotic system has been assumed in which classical trajectories which enter the ballistic cavity probe the phase space in a purely ergodic fashion [1–3] before they exit. In such systems escape from the ballistic cavity occurs exponentially fast.

Real billiards are, however, typically not fully chaotic but have a mixed phase space i.e. contain both chaotic and regular regions. Recently, conductance fluctuations in these generic systems have been studied theoretically [4,5]. The chaotic part of the phase space has a power law escape probability. This slower escape probability originates from chaotic trajectories which are 'trapped' close to the infinite hierarchy of regular regions at the boundary between the regular and chaotic motion components of a mixed phase space. This trapping is believed to be a consequence of Cantori, which act as partial barriers for transport and which surround the regular regions at all levels of the hierarchy [6,7]. Such a power-law distribution reflects chaotic trajectories that are trapped in the device much longer than would be the case for an exponential distribution. The phase of these long trajectories will be extremely sensitive to any externally changed parameter. In a magnetic field they acquire a phase  $\exp(2\pi i AB/\phi_0)$ , which depends on the number  $AB/\phi_0$  of magnetic flux quanta  $\phi_0 = h/e$  enclosed by a trajectory, where  $A$  is the accumulated en-

closed area. The larger the value of  $A$ , the smaller the magnetic field change required to modify the phase and as a result the interference condition at the exit, giving rise to conductance fluctuations on finer scales. It was shown by semiclassical calculations, similar to those in Refs. [1,2,4], that a power-law distribution of enclosed areas larger than  $A$ ,

$$P(A) \sim A^{-\gamma}, \quad (1)$$

leads to *fractal* conductance fluctuations [5]. The line conductance versus magnetic field has the same properties as fractional Brownian motion [8], which is self-similar in a statistical sense, with a fractal dimension,  $D$ , given by

$$D = 2 - \gamma/2. \quad (2)$$

Thus the exponent  $\gamma$ , which describes a property of the classical phase space, is related to the fractal dimension  $D$  of a quantum coherent measurement. Similarly, the

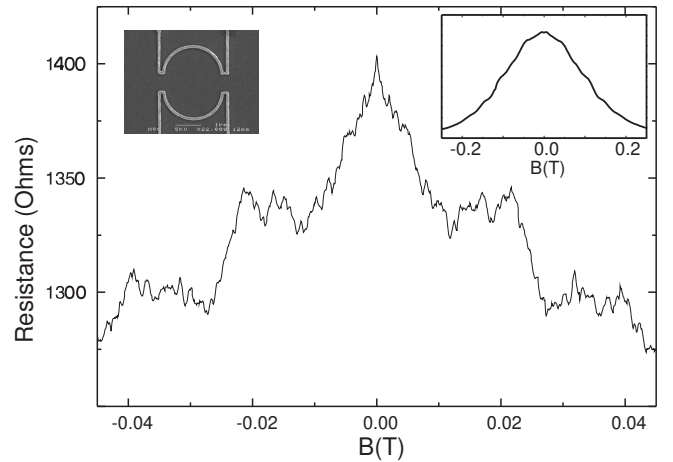


FIG. 1. Resistance vs. magnetic field at gate voltage -1.9V after illumination at 50mK. Fluctuations on large and small scales can be seen. One inset shows the metallic gates defining an open stadium. The second inset contains a wider field plot taken at 4K. The structures are related to classical focusing features.

variance of conductance increments scale with small magnetic field increments as  $\langle (\Delta G)^2 \rangle \sim (\Delta B)^\gamma$ . These results hold for  $\gamma \leq 2$  [5], while by general arguments  $\gamma > 1$  must hold [9]. This allows for fractal dimensions between 1 for a smooth line and 1.5 ( $D = 2 - \gamma/2$ ). The exact value of the fractal dimension should be sensitive to details of the geometry and the confining potential [5]. Such fractal fluctuations were observed recently in gold nanowires [10] (due to fortuitous fluctuations in wire width [11]). In this paper we report the first observation of fractal fluctuations in a *genuine* mixed phase space geometry, where we observe fractal conductance fluctuations over 2 orders of magnitude in magnetic field scale. Classical simulations confirm that the geometry used has a power law area distribution caused by a mixed phase space.

The device geometry, an open stadium, is shown as an inset in figure 1. The stadium had a lithographic radius of  $1.1\mu\text{m}$ . It was defined electrostatically using metallic gates on a high mobility AlGaAs/GaAs wafer (with a mobility of  $2.2 \cdot 10^6$  and  $4.3 \cdot 10^6 \text{ cm}^2/\text{Vs}$  and density of  $1.7 \cdot 10^{11}$  and  $3.3 \cdot 10^{11} \text{ cm}^{-2}$  before and after illumination with a red light emitting diode). The 2DEG was 95nm below the surface. The device leads were made unusually wide (0.7 microns) to allow all trajectories to rapidly exit the stadium, with the exception of those trapped near the hierarchical phase space structure at the boundary between regular and chaotic motion. This feature and the high mobility wafer used made this an optimal device for the observation of fractal conductance fluctuations. The very high mobility wafer was used to achieve the required long phase coherence length,  $l_\phi$ . The sub  $mT$  features in the conductance fluctuations confirmed that  $l_\phi$  was indeed many times the perimeter of the stadium. The measurements were made on a dilution refrigerator using standard low power AC techniques at 50mK.

Measurements taken at higher temperatures ( $\sim 4K$ ) revealed small features in the magnetoresistance related to the classical focusing of trajectories (inset of figure 1). Identical but stronger features have been observed [12] and modelled [13] previously in circular ballistic dots. The relative weakness of the 'focusing' features in this device is due to the wide leads, the resulting reduced collimation as well as the 'stadium' geometry itself. In this paper we analyze the fluctuations which occur at magnetic fields lower than the first focusing peak, i.e. where the cyclotron diameter is larger than the diameter of the stadium so that guiding or edge state trajectories are not relevant. Features related to noise can be eliminated by comparing the  $\pm B$  traces. As the temperature was lowered both a weak localization peak (at  $B=0$ ) and conductance fluctuations developed. Weak localization peaks narrower than  $150\mu T$  were observed, corresponding to typical areas enclosed by the trajectories which contribute to the weak localization feature of greater than  $2.8 \times 10^{-11} \text{ m}^2$ , compared to the lithographic stadium

area of  $5.3 \times 10^{-12} \text{ m}^2$ . This ratio of approximately 5 between the areas is the same as that observed in a Sinai billiard device fabricated on a similarly high mobility wafer [14]. In contrast to the Sinai billiard, however, there was no observed self-similarity suggesting that this feature is characteristic of the Sinai billiard geometry. Figure 1 contains some typical traces around  $B = 0$  for different applied gate voltages taken before and after illumination.

Figure 2 shows the result of a fractal analysis on a typical curve giving fractal dimension  $D = 1.26$ . It contains power-law scaling for two orders of magnitude in magnetic field, which should be compared to just one order of magnitude in the gold nanowire experiment [10]. The fractal dimension is determined by using a refined version of the box-counting algorithm. In the standard box-counting algorithm one puts a grid of square boxes of size  $L \times L$  on the data (conductance vs. magnetic field) and counts the number  $N(L)$  of boxes through which the curve passes. Its dependence on box size  $L$ ,  $N(L) \sim L^{-D}$ , defines the fractal dimension  $D$ . This standard analysis suffers from the fact that the relative scale of conductance and magnetic field is arbitrary. Thus for a finite data set the resulting fractal dimension would depend on the aspect ratio of the plot. A modified version of the algorithm divides the magnetic field range in intervals of length  $\Delta B$ . It determines  $N(\Delta B)$  as the difference of maximum and minimum conductance in each interval, summed over all intervals, and divided by  $\Delta B$ . This corresponds in the standard algorithm to taking rectangular boxes with infinitely small size in the conductance direction. The inset of Fig. 2 shows the analysis of the variance, which gives  $\gamma = 1.32$  and a fractal dimension  $D = 2 - \gamma/2 = 1.34$ , thus confirming the above fractal analysis [15].

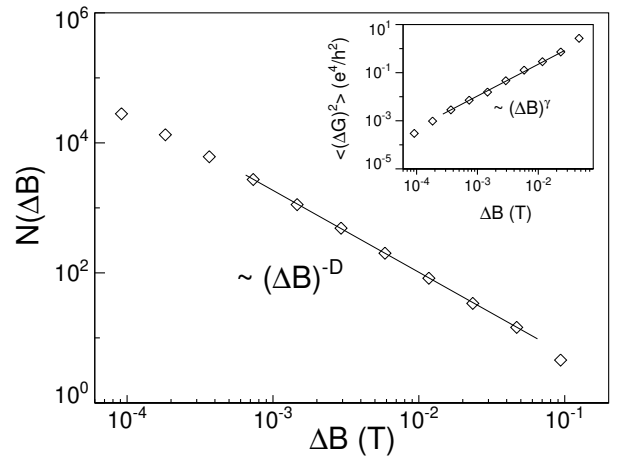


FIG. 2. Fractal analysis for the data shown in Fig. 1 using a modified box-counting algorithm. The number of boxes  $N(\Delta B)$  follows a power law  $(\Delta B)^{-D}$  for two orders of magnitude in magnetic field scale, giving a fractal dimension  $D = 1.26$ . The inset shows the variance analysis giving  $\gamma = 1.32$ .

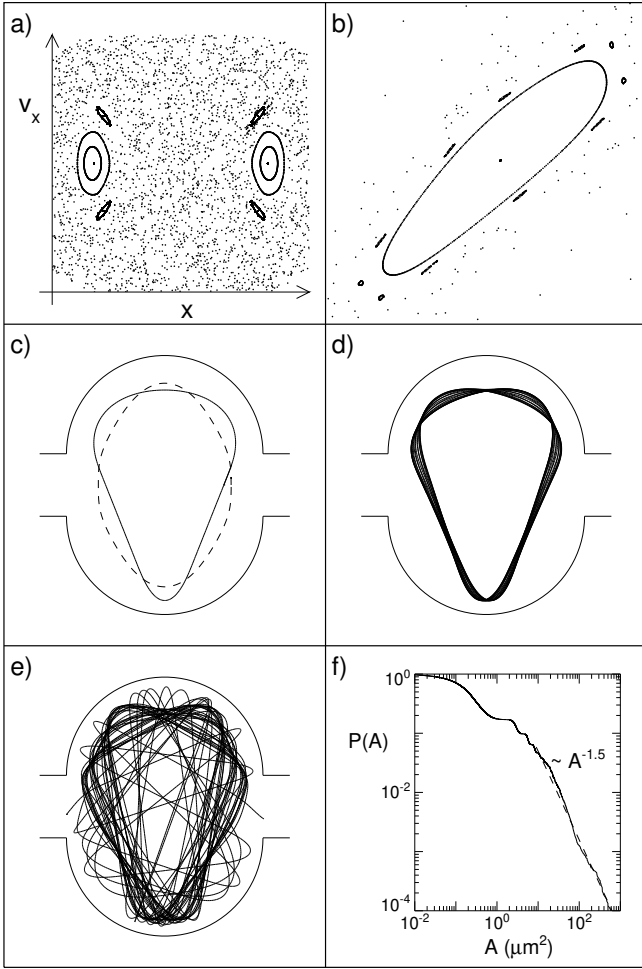


FIG. 3. (a) Poincaré surface of section of the stadium of Fig. 1 (with  $0.1\mu\text{m}$  depletion length and a  $0.4\mu\text{m}$  wide parabolic wall). It shows  $v_x$  vs.  $x$  at every intersection of one chaotic and 6 regular trajectories with the horizontal symmetry line whenever  $v_y > 0$  holds. (b) Enlargement of the small island in (a) showing higher order islands. (c) Periodic trajectories corresponding to the center of the large island in (a) (dashed line) and the center of the island in (b) (solid line). (d) Quasiperiodic trajectory corresponding to the island in (b). (e) Chaotic trajectory being trapped in the stadium close to the regular trajectory of (d). (f) Integrated area distribution displaying a power law for large enclosed areas.

We now demonstrate, that the stadium billiard, which is a classic model for fully chaotic systems, has a mixed classical phase space when realized with electrostatic gates on a semiconductor heterojunction. This is due to the soft-wall potential experienced by the electrons. We model this potential of the device by a depletion region of  $100\text{nm}$  at the edge of the device followed by a  $400\text{nm}$  parabolic region and a flat potential beyond that [16]. A Poincaré surface of section reveals a mixed phase space. Its hierarchical structure gives rise to long trapped trajectories and a power-law area distribution (Fig. 3). The effective Planck's constant  $\hbar_{\text{eff}} = \hbar / \int p dq = (L\sqrt{2\pi n})^{-1}$  for a trajectory along the circumference of the stadium is  $\hbar_{\text{eff}} = 8.6 \times 10^{-4}$ .

All of this together confirms the applicability of the results of Ref. [5] to the present experiment on an open stadium.

Other than a direct simulation there is no currently available technique which predicts the exact value of the classical power-law exponent and the corresponding fractal dimension for a particular device. The values of these exponents seem to depend rather critically on the form of the potential [5]. Thus, in order to compare the exponent  $\gamma$  from classical simulations with the fractal dimension  $D$  found experimentally [Eq. (2)], one would need to determine the experimental potential very accurately including its gate voltage dependence. In addition these exponents will fluctuate for very large times [17]. For finite times, however,  $t$  smaller than the phase coherence time  $t_\varphi$ , the power law exponents were found to be much more stable [5]. This is also reproduced in our experiment. Figure 4 reveals that there exists a monotonic relationship between the fractal dimension and the gate voltage applied to the device with the fractal dimension tending towards 1 as the confinement is reduced.

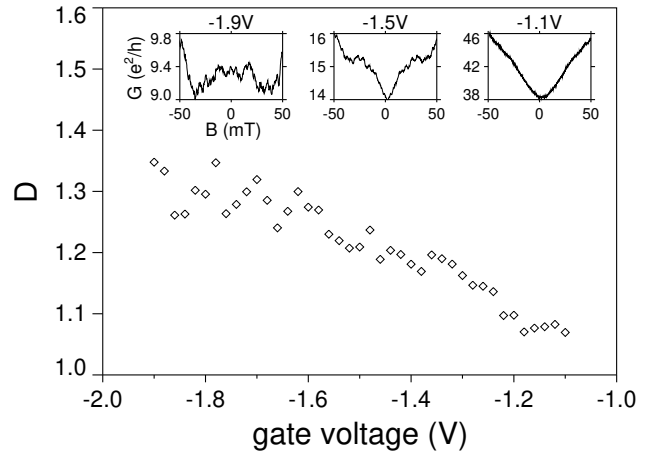


FIG. 4. Fractal dimension vs. gate voltage before illumination. Error bars of the fractal analysis are typically  $\pm 0.05$ . The insets show data for three gate voltages.

Finally, it is important to investigate how general this type of fractal behaviour is. A proper analysis requires devices with a long phase coherence length. We have analyzed the fluctuations of the Sinai billiard [14] which had narrow leads (i.e. collimation effects would be expected to be present in this device) but which was also grown on a very high mobility wafer. We found that besides the self-similar structure discussed in [14] the fluctuations on the smallest scale show fractional Brownian motion behaviour, i.e., *statistical* self-similar behaviour, with a fractal dimension  $D = 1.3$ . The stadium and the Sinai billiard with *hard* walls are fully chaotic systems and would not give rise to fractal conductance fluctuations. Our findings stress the important effects due to soft-wall potentials in nanostructures, which cause the

stadium and Sinai billiard to become mixed systems, in the manner that was found previously in antidot arrays [18].

In this paper we report the first observation of fractal conductance fluctuations in semiconductor billiard devices. The observation is in agreement with a recent theoretical prediction that the conductance fluctuations in mixed phase space systems would be fractal. The origin of the behaviour is a power law area probability distribution for chaotic trajectories which results from the hierarchical structure of phase space at the boundary of regular and chaotic motion. We have demonstrated that in real devices the classification of devices into 'chaotic' and 'regular' geometries is incomplete at best. We have also observed a dependence of the fractal dimension on the device parameters. Finally we have confirmed that the behaviour also occurs in other softwall devices. [19]

We would like to acknowledge the assistance of P.Zawadzki with data acquisition and P.T.Coleridge for useful discussions.

sults.

- [17] Y.-C. Lai, M. Ding, C. Grebogi, and R. Blümel, Phys. Rev. A **46**, 4661 (1992).
  - [18] R. Fleischmann, T. Geisel, and R. Ketzmerick, Phys. Rev. Lett. **68**, 1367 (1992); R. Fleischmann, T. Geisel, C. Holzknecht, and R. Ketzmerick, Europhys. Lett. **36**, 167 (1996).
  - [19] In the final stages of writing this manuscript we received a preprint (A.P.Micolich et al., submitted to J. Phys.: Condens. Matter) reporting fractal conductance fluctuations in a semiconductor billiard for one order of magnitude in magnetic field scale. An obscure temperature dependence of the fractal dimension is presented, probably originating from the analysis of a too small scaling region.
- 
- [1] R. Blümel and U. Smilansky, Phys. Rev. Lett. **60**, 477 (1988); E. Doron, U. Smilansky, and A.Frenkel, Physica D **50**, 367 (1991).
  - [2] R.A.Jalabert, H.U.Baranger, and A.D.Stone, Phys. Rev. Lett. **65**, 2442 (1990).
  - [3] C.M.Marcus et al. Phys. Rev. Lett. **69**, 506 (1992).
  - [4] Y.-C Lai, R.Blümel, E.Ott, and C.Grebogi, Phys. Rev. Lett. **68**, 3491 (1992)
  - [5] R. Ketzmerick, Phys. Rev. B **54**, 10841 (1996)
  - [6] J.D.Meiss and E.Ott, Physica **20** D, 387 (1986).
  - [7] T.Geisel, A.Zacherl, and G.Radons, Phys. Rev. Lett. **59**, 2503 (1987); Z.Phys. B **71**, 117 (1988)
  - [8] B. B. Mandelbrot, *The Fractal Geometry of Nature* (Freeman, San Francisco, 1982).
  - [9] J.D.Meiss, Chaos **7**, 139 (1997). This result makes the occurrence of a cusp in the autocorrelation function [4] impossible.
  - [10] H.Hegger et al., Phys. Rev. Lett. **77**, 3885 (1996).
  - [11] B.Huckestein and R.Ketzmerick, to be published.
  - [12] R.P.Taylor, A.S.Sachrajda, J.A.Adams, P.T.Coleridge and P.Zawadzki, Phys. Rev. B **47** 4458 (1993). 4458
  - [13] R.P.Taylor, A.S.Sachrajda, D.Freedman and P.J.Kelly, Solid State Comm. **89** 579 (1994).
  - [14] R.P.Taylor et al., Phys. Rev. Lett. **78** 1952 (1977).
  - [15] Similarly, one may study the power spectrum, as was done in Ref. [3], for which we predict a power law  $S(\omega) \sim \omega^{-(\gamma+1)}$  for a mixed phase space. Numerically, however, one needs to average  $S(\omega)$  over different magnetic field regions, making this analysis inappropriate for the short magnetic field traces of this experiment.
  - [16] In the entrance and exit regions we add the potential coming from the upper and lower metallic gate. Other parameters for the potential give qualitatively similar re-