

Glassy behavior in an exactly solvable spin model

Cristopher Moore and M. E. J. Newman

Santa Fe Institute, 1399 Hyde Park Road, Santa Fe, NM 87501

Abstract

We introduce a simple spin model which shows glassy behavior at low temperatures, despite a Hamiltonian which is completely homogeneous and possesses no randomness; ergodicity breaking in this model is due entirely to the model's dynamics. We solve exactly for the model's equilibrium partition function, calculate the distribution of energy barriers and equilibration time-scales, and give an expression for the deviation from equilibrium at low temperatures as an expansion in terms of these time-scales. Simulations of the model are in good agreement with the analytic calculations. We also show that the model does not possess a sharp glass transition, falling out of equilibrium at a temperature which decreases slowly as a function of the cooling rate.

A great deal of effort has been devoted in the last twenty years or so to understanding the behavior of spin glasses and other glassy models [1]. In these models, one introduces randomness into the Hamiltonian of some otherwise well-behaved system, creating a hierarchical distribution of energy barriers over state space which prevents the system from reaching thermal equilibrium on macroscopic time-scales below a certain temperature. However, the true origin of glassiness in systems such as these is the dynamics, since any system can be ergodic on short time-scales given an appropriate dynamics, regardless of the form of its energy landscape. This suggests that it should be possible to find systems which display glassy behavior without randomness in the Hamiltonian. One such system is the molecular or configurational glass—window glass, for example—but this is a notoriously difficult system to study mathematically [2]. In this paper, therefore, we introduce a simple Ising spin model which, under a dynamics which flips single spins, displays the classic features of a glassy system. Because of its extreme simplicity, many of the model's properties are exactly solvable.

Our model is defined on a two-dimensional triangular lattice of N spins $\sigma_i = \pm 1$. The Hamiltonian is

$$H = \frac{1}{2}J \sum_{i,j,k \text{ in } \nabla} \sigma_i \sigma_j \sigma_k. \quad (1)$$

The sum here runs over all sets of three nearest-neighbor spins i, j, k which lie at the three vertices of one of the downward-pointing triangles on the lattice. For most of the developments presented here we will find it more convenient to rewrite this Hamiltonian in the form

$$H = J \sum_{i,j,k \text{ in } \nabla} (s_i + s_j + s_k) \bmod 2, \quad (2)$$

which is identical to (1) except for an additive constant if the spins s_i take the values 0 or 1 [i.e., $s_i = \frac{1}{2}(\sigma_i + 1)$].

The dynamics for our model is the standard Metropolis one [3]: randomly chosen spins flip over with probability 1 if the energy cost ΔE of doing so is not positive, and with probability $\exp(-\beta \Delta E)$ otherwise. Below we discuss the glassy behavior of our model. First, however, we give an exact solution of its equilibrium properties.

An alternative representation of the state of the model is as a triangular lattice of defects: the downward-pointing triangles of the Hamiltonian themselves form a triangular lattice, and for each site on this lattice which corresponds to a trio of spins of which either one or three are up, there is an energy contribution of J to the internal energy. Thus we can represent each state of the lattice by a set of “defect” variables

$$d_i = (s_i + s_j + s_k) \bmod 2, \quad (3)$$

which take the value 1 when a defect is present and 0 otherwise. In terms of these defect variables, the Hamiltonian takes the form of a non-interacting set of Ising spins in an external field J :

$$H = J \sum_i d_i. \quad (4)$$

This simple form for the Hamiltonian will allow us to solve for the model’s equilibrium behavior exactly. However, there is a price to be paid for this simplicity in terms of an increased complexity in the dynamics. In the defect

representation of the model, our single-spin-flip update moves correspond to inverting the states of three defects at the vertices of an *upward*-pointing triangle. The model displays very clearly the duality between dynamics and interactions which is present in all systems; we can think of it either as a system of interacting spins with single-spin-flip dynamics, or as non-interacting spins with a constrained dynamics in which we flip three spins at once. In the remainder of the paper, we will for the most part use the latter description.

Clearly the number of sites on the defect lattice is the same as that on the spin lattice. We now show that, for certain boundary conditions, there is a one-to-one correspondence between spin configurations and defect configurations. Since any spin configuration has a unique defect configuration determined by Equation (3), we can demonstrate this correspondence simply by showing that no two spin configurations have the same defect configuration.

Consider two different configurations $\{s_i^{(0)}\}$ and $\{s_i^{(1)}\}$ of the spins on the lattice. We define a new configuration $\{s_i^{(2)}\}$ as the sum:

$$s_i^{(2)} = (s_i^{(1)} + s_i^{(0)}) \bmod 2. \quad (5)$$

Since the defect states are linear in the spins, the defect variables corresponding to this new configuration are similarly

$$d_i^{(2)} = (d_i^{(1)} + d_i^{(0)}) \bmod 2. \quad (6)$$

If spin configurations 1 and 2 are to have the same defect configuration $d_i^{(1)} = d_i^{(2)}$ for all i , it follows that the defect variables corresponding to configuration 0 must all be zero, i.e., that configuration 0 must be a ground state of the system. If we can show that there is only one such ground state—the trivial one in which all spins are zero—then it follows that $\{s^{(1)}\}$ and $\{s^{(2)}\}$ are identical and the mapping of spin states to defect states is one-to-one. We can indeed show this in the case of a lattice which has length $L = 2^k$ (k integer) along one dimension and periodic boundary conditions. The argument runs as follows.

Suppose we have a lattice in the form of a rhombic strip of width $L = 2^k$. If the configuration is to be a ground state, then there can be no defects at any site on the lattice. This allows us to calculate the values of the spins in one row given those in the preceding row since, by Equation (3), each one must be the sum mod 2 of the two above it. If s_{ij} is the j^{th} spin of the i^{th} row, then

$$s_{i+1,j} = (s_{ij} + s_{i,j+1}) \bmod 2, \quad (7)$$

where $s_{i+1,j}$ is the site below s_{ij} and $s_{i,j+1}$. The spins in the next row after this are then

$$\begin{aligned} s_{i+2,j} &= (s_{ij} + 2s_{i,j+1} + s_{i,j+2}) \bmod 2 \\ &= (s_{ij} + s_{i,j+2}) \bmod 2. \end{aligned} \quad (8)$$

By iterating this argument it can now be shown that a similar result applies for each row which is a power of 2 away from the initial one, culminating in the result that

$$s_{i+L,j} = (s_{ij} + s_{i,j+L}) \bmod 2 = (2s_{ij}) \bmod 2 = 0 \quad (9)$$

since $s_{i,j+L} = s_{ij}$ because of the boundary conditions. Since i and j are arbitrary, it immediately follows that every spin on the lattice is zero. Thus we have demonstrated that there is a unique ground state in which all spins have value zero, which in turn implies a one-to-one mapping of defect states to spin states [4].

Given this one-to-one correspondence, the partition function for the non-interacting Hamiltonian, Equation (4), is simply

$$Z = \sum_{n=0}^N \binom{N}{n} e^{-\beta J n} = [1 + e^{-\beta J}]^N. \quad (10)$$

The equilibrium internal energy per site is then

$$E_{\text{eq}} = -\frac{1}{Z} \frac{\partial Z}{\partial \beta} = \frac{J}{1 + e^{\beta J}}. \quad (11)$$

In Figure 1 we show this solution as a function of temperature (solid line), along with Monte Carlo results from the simulation of the model (dashed lines). The simulations were performed on a 128×128 rhombic system with $J = 1$ using a Bortz-Kalos-Lebowitz continuous time algorithm [5]. Each curve represents the internal energy as a function of temperature during an annealing experiment using an exponential cooling schedule $T = T_0 \exp(-\gamma t)$ with $T_0 = 1$ and cooling rates (top to bottom) of $\gamma = 10^{-2}, 10^{-3}, 10^{-4}, 10^{-5}$, and 10^{-6} in units of inverse Monte Carlo steps per spin. As the figure shows, the model's behavior is in good agreement with the equilibrium solution at high temperatures, but falls out of equilibrium at lower and lower temperatures as the cooling rate is decreased, in a manner characteristic of glassy systems.

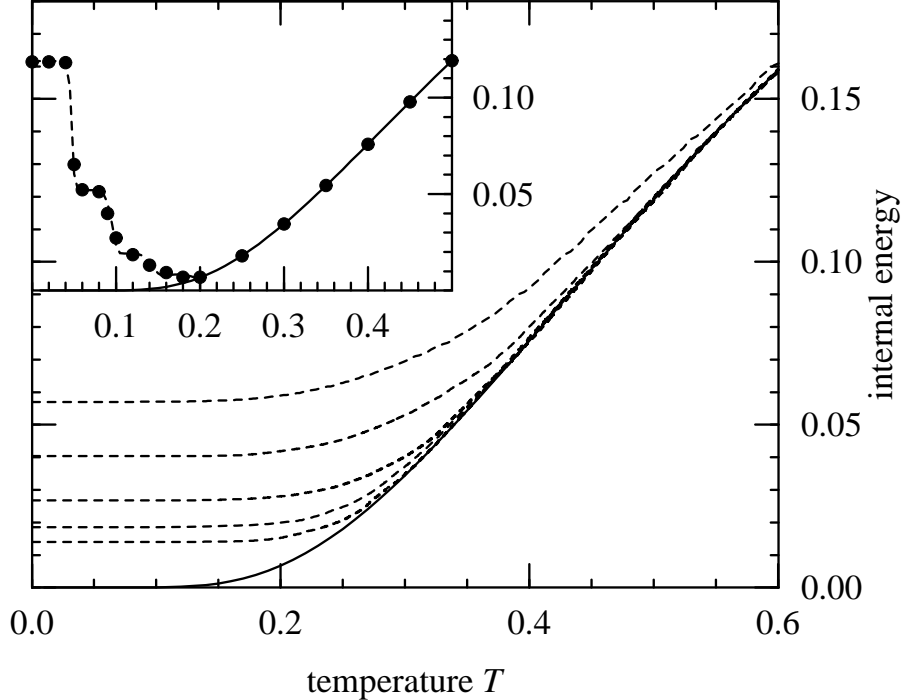


Fig. 1. The internal energy per site as a function of temperature in a series of annealing simulations using an exponential cooling schedule (dashed lines), compared to the exact solution at equilibrium (solid line). Inset: the internal energy following a quench from $T = \infty$ to a finite temperature. The points are data from Monte Carlo simulations, the solid line is the equilibrium solution, and the dashed line is a fit of the form (14). The steps in the fitted function correspond to the time-scales τ_k , Equation (13). Their heights are set by the fit parameters A_k , but their positions are absolute and are not fitted to the data.

In the inset, we show the results of numerical experiments in which the same system is quenched from $T = \infty$ to a fixed finite temperature. Each point represents the final average internal energy of the system after 10^9 Metropolis Monte Carlo steps per site (i.e., about 10^{13} steps total). As we can see, the exact solution is again in good agreement with the simulations for high temperatures, but fails badly as $T \rightarrow 0$.

We can gain some insight into the model's loss of ergodicity if we recall that the flipping of a single spin corresponds to inverting the states of three defects in an upward-pointing triangle. In the limit of low temperature only those moves which invert the defects in triangles containing either two or three defects are energetically possible. Triangles with one defect only will be exponentially unlikely to change, and hence there will be a finite $T = 0$ energy (and also

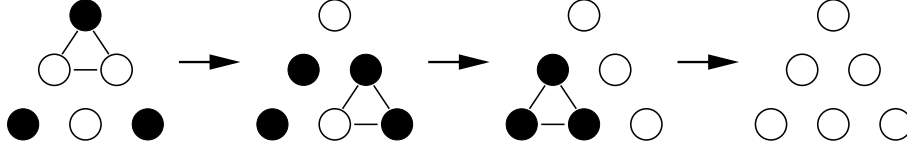


Fig. 2. A triangle of side 2 can be inverted by separately inverting three triangles of side 1. The solid circles represent the sites with defects on them and the lines indicate the triangles to be flipped at each step.

entropy) [6]. This contrasts with non-glassy models such as the normal Ising model, in which it is possible to reach the ground state from any other state via moves which only decrease the energy—there are no metastable states in the normal Ising model [7].

In order to demonstrate that our model is truly glassy in the conventional sense, however, we need to treat the finite temperature case and investigate the distribution of energy barriers. As we have demonstrated above, the model has only one ground state, in which there are no defects and all spins are zero. We now show that the elementary excitations of the model—those states lying closest to the ground state—are trios of defects at the vertices of an upward-pointing equilateral triangle of length $\ell = 2^k$ on a side with integer k .

Consider a single defect in a section of the lattice which otherwise has no defects. Equation (7) tells us that the corresponding configuration of spins s_i forms a Pascal’s triangle mod 2 below the defect. If we take a finite region of the lattice in the form of an upward-pointing equilateral triangle with many defects in, each defect produces such a Pascal’s triangle, and the bottom row of spins in the region is just the sum mod 2 of the corresponding rows of each of the triangles. We call this row of spins the “shadow” of the defect configuration within the region. When we invert a triangle of three adjacent defects, the sum of their Pascal’s triangles is zero, so that our local update moves have no effect on the shadow. Thus, one defect configuration can be reached from another by a series of local moves if and only if they have the same shadow. In particular, only configurations with a zero shadow can be local excitations of the ground state. It is then straightforward to show that no configurations with one or two defects can have a zero shadow, and that the only configurations with three defects are those arranged in a triangle of size 2^k .

Next, we ask what the energy barrier is to anneal away an elementary triangular excitation of size 2^k . We can invert a triangle of defects of size 2^k by inverting separately three triangles of size 2^{k-1} . In Figure 2 for instance, we

show how one can invert a triangle of side 2 by inverting three triangles of side 1. By building on this procedure in a hierarchical fashion, one can then flip triangles of any power-of-two size. Note that the second state in Figure 2 has four defects rather than three, producing an energy barrier of height J for annealing away this triangle. Extending the same idea to larger triangles, we can show that each level in the hierarchy contributes an additional amount J to the energy barrier, so that the total barrier height for a triangle of size $\ell = 2^k$ is $kJ = J \log_2 \ell$.

Now if we study a system of size $L < 2^{k+1}$, the largest possible elementary excitation is a triangle of side 2^k , and $kJ \approx J \log_2 L$ is the largest energy barrier which the system must cross to achieve ergodicity. The conventional view is that a glassy system should have energy barriers which scale as a power of the system size, with this logarithmic form being the limiting case of the power law as the exponent tends to zero. In this sense, our model is marginally glassy, with a correlation time which should go as

$$\tau \sim \exp(\beta J \log_2 L) = L^{\beta J / \ln 2}, \quad (12)$$

i.e., as a power-law in the system size, with the exponent increasing linearly with β .

We have tested this hypothesis in simulations of our model. In Figure 3 we show the time taken to anneal away elementary excitations of a given size for three different temperatures with $J = 1$. The expected power-law is obeyed closely. The lines should cross at the origin, since the time to anneal away a defect of size $\ell = 1$ is unity, and to a reasonable approximation they do this. The exponent of the power law is shown as a function of β for five different temperatures in the inset figure. The expected value of $\beta J / \ln 2$ is shown as the dotted line and agrees well with the measurements.

We are now also in a position to explain the form taken by the Monte Carlo results in Figure 1. Writing the time-scale for annealing away a defect of size $\ell = 2^k$ as

$$\tau_k = \exp(\beta J k), \quad (13)$$

we can write the energy of the system after time t as

$$E(t) = E_{\text{eq}}(t) + \sum_k A_k \exp(-t/\tau_k), \quad (14)$$

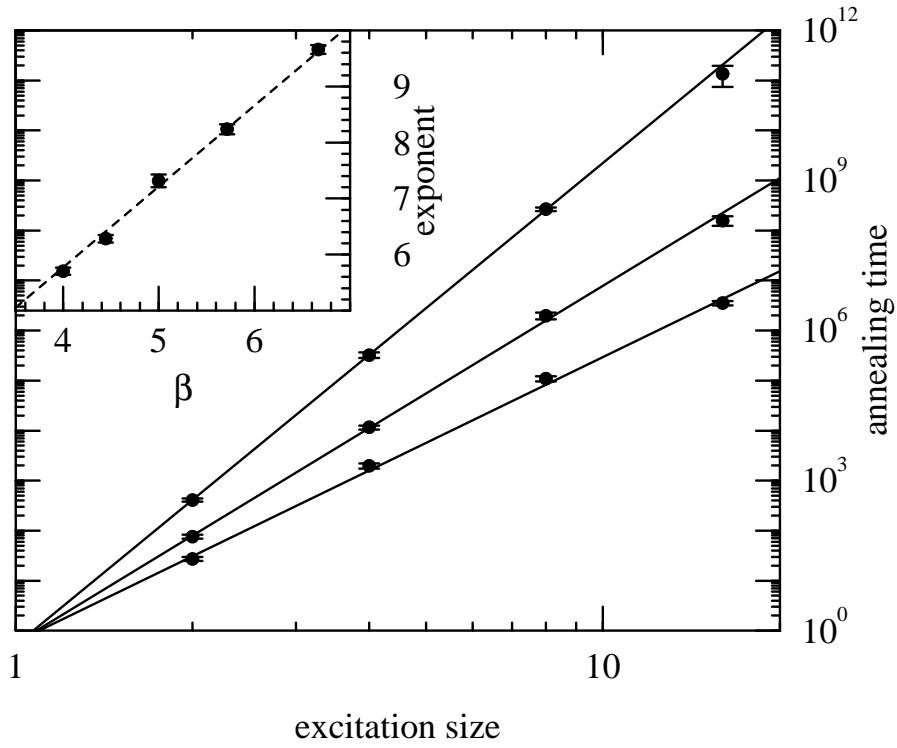


Fig. 3. The time taken to anneal away elementary triangles of sizes $\ell = 2, 4, 8, 16$ for temperatures $T = 0.15, 0.20, 0.25$. Each follows the expected power-law. Inset: the exponent of the power-law as a function of inverse temperature β . The predicted value of $\beta J / \ln 2$, Equation (12), is shown as the dotted line.

where the quantities A_k are temperature-independent constants. The dashed line in the inset of Figure 1 is of this form with E_{eq} taken from Equation (11), $t = 10^9$ as in the simulations, and the A_k assigned by a least squares fit to the data. Of particular interest are the “steps” visible in this fit. The temperatures at which these occur are solutions of $\tau_k = t$:

$$T_k = Jk / \ln t, \quad (15)$$

with k taking integer values up to $\log_2 L$. The sharpness of the steps is measured by the gradient of the exponents in Equation (14) at these temperatures:

$$\left. \frac{d}{dT} \right|_{T=T_k} \left(\frac{t}{\tau_k} \right) = \frac{\ln^2 t}{Jk}. \quad (16)$$

Thus there is only a sharp glass transition (a series of them, in fact) for exponentially long times t . However, if we wait an exponentially long time,

Equation (14) becomes invalid since the system will achieve ergodicity. As long as the system shows glassy behavior therefore, it is fair to say that it does not display a sharp glass transition.

One other characteristic feature of a glassy system is the hierarchy of barriers in its energy landscape. Sibani [8] has demonstrated this hierarchy numerically for certain disordered models by showing that the fraction of states below a certain energy E that can be reached from a given low-lying state without crossing barriers higher than E scales exponentially with E . Although we have not done so here, it should be possible to apply Sibani's methods to the present model. We also hope that, because of the simple non-random nature of our model, it may be possible to demonstrate the hierarchical nature of the barrier distribution analytically. A promising direction for further study is the use of combinatoric arguments to give upper and lower bounds on the number of states which are accessible from the ground state of the model.

To conclude, we have introduced a spin model which has only local interactions, no randomness, and single-spin-flip dynamics, but which nonetheless displays glassy behavior with barrier heights growing logarithmically with system size. We have given an exact solution of the equilibrium properties of the model, derived the distribution of energy barriers, and given an approximate analytic treatment of the deviation from the equilibrium solution with decreasing temperature. We have performed numerical simulations which confirm our analytic results to within the available precision. We have also shown that the model does not possess a sharp glass transition.

The authors would like to thank Nelson Minar, Mats Nordahl, Richard Palmer, David Sherrington, and Paolo Sibani for useful comments and contributions. This work was funded in part by the Santa Fe Institute and DARPA under grant number ONR N00014-95-1-0975.

References

- [1] K. H. Fischer and J. A. Hertz, *Spin Glasses*, Cambridge University Press, Cambridge (1991).
- [2] J. Jäckle, *Rep. Prog. Phys.* **49**, 171 (1986).
- [3] N. Metropolis, A. W. Rosenbluth, M. N. Rosenbluth, A. H. Teller, and E. Teller, *J. Chem. Phys.* **21**, 1087 (1953).
- [4] For lattice sizes which are not a power of 2, several ground states may exist. The number of ground states however is always a power of 2 and, as Equations (5) and (6) show, all defect states must correspond to this same number of spin states. Since Equation (7) is the rule for iterating an additive cellular automaton in one dimension, we can count ground states with periodic boundary conditions by counting periodic orbits of this cellular automaton. The number of orbits as a function of lattice size turns out to have interesting number-theoretic properties, and has been studied by O. Martin, A. M. Odlyzko, and S. Wolfram, *Comm. Math. Phys.* **93**, 219 (1984).
- [5] A. B. Bortz, M. H. Kalos, and J. L. Lebowitz, *J. Comp. Phys.* **17**, 10 (1975).
- [6] It is tempting to think that this entropy will be the same as that of Baxter's "hard-hexagon" model in which defects move at random on a triangular lattice under the restriction that no two may occupy adjacent sites (R. J. Baxter, *Exactly Solved Models in Statistical Mechanics*, Academic Press, London, 1982). However, the history dependence of the cooling process in our model gives rise to correlations between defects which are not present in Baxter's model, and hence we find a lower figure for the entropy in the $T = 0$ limit.
- [7] Strictly this result is only true for certain types of boundary conditions. However, even in cases where it is not true, the number of states from which it is not possible to reach the ground state via a trajectory of monotonically decreasing energy increases more slowly than the volume of the system and is therefore negligible in the thermodynamic limit.
- [8] P. Sibani, preprint (1997). Available from the Los Alamos preprint archives as <http://xxx.lanl.gov/abs/cond-mat/9706232>.