

The two-dimensional t - t' - U model as a minimal model for cuprate materials

Adolfo Avella, Ferdinando Mancini and Dario Villani

*Dipartimento di Scienze Fisiche "E.R. Caianiello" - Unità INFM di Salerno
Università degli Studi di Salerno, 84081 Baronissi (SA), Italy*

Hideki Matsumoto

*Department of Applied Physics, Seikei University, Tokyo 180, Japan
(December 2, 2024)*

The addition to the Hubbard Hamiltonian of a t' diagonal hopping term, which is considered to be material dependent for high- T_c cuprate superconductors, is generally suggested to obtain a model capable to describe the physics of high- T_c cuprate materials. In this line of thinking, the two-dimensional t - t' - U model has been studied by means of the Composite Operator Method, which allows to determine the dynamics in a fully self-consistent way by use of symmetry requirements, as the ones coming from the Pauli principle. At first, some local quantities have been calculated to be compared with quantum Monte Carlo data. Then, the structure of the energy bands, the shape of the Fermi surface and the position of the van Hove singularity have been computed as functions of the model parameters and studied by the light of the available experimental data. The results of our study show that there exists two sets of parameters that allows the model to describe the relevant features of 1-layer compounds $Nd_{2-x}Ce_xCuO_4$ and $La_{2-x}Sr_xCuO_4$. On the other hand, for the 2-layer compound $YBa_2Cu_3O_{7-\delta}$ is not possible to find a reasonable set of parameters which could reproduce the position of the van Hove singularity as predicted by *ARPES* experiments. Hence, it results questionable the existence of an unique model that could properly describe the variety of cuprate superconductors, as the t - t' - U model was thought to be.

71.10.Fd

I. INTRODUCTION

In recent years much attention has been paid to the physics of electronic systems with unconventional metallic properties. It is generally believed that the origin of this anomalous metallic behavior is due to strong electron correlations in narrow conduction bands¹. In this line of thinking many analytical methods have been developed for the study of strongly correlated electron systems². A parallel approach to the study of these systems is based on the use of numerical methods³. The numerical techniques are now very well developed and many results on finite-dimension lattices are available; these results are certainly a guide for the construction of a microscopical theory and to them in any case the different theoretical formulations must refer.

In the last years we have been developing a method of calculation, denominated Composite Operator Method (*COM*)⁴⁻⁸, which has been revealed to be a powerful tool for the description of local and itinerant excitations in strongly correlated electronic systems. The method is based on the observation that the original field operators, in terms of which the interacting Hamiltonians are expressed, are not a convenient basis. Then, a crucial point is the identification of a set of composite operators that could describe the quasi-stable excitations which are supposed to be present in the system. The choice of a non-standard operator basis generates some parameters not directly connected to the single particle Green's function. Unlikely other approaches, the pres-

ence of these parameters is not inconvenient because it opens the possibility to bind the dynamics in a suitable Hilbert space, reabsorbing the symmetries which might be lost when some approximations are made. Definitely, even if we realize some choice of diagrams, we are capable to integrate the physical contribution of *lost* diagrams by means of constraining equations. In particular, by using relations with the content of the Pauli principle⁵, we are allowed to fix the dynamics of the system in a fully self-consistent way without recurring to factorization or other procedures⁹. In a physics dominated by the interplay between the charge and the magnetic configurations, we think that the Pauli principle should play an important role. Furthermore, the recovery of the Pauli principle, usually violated by other approximations, assures us that the hole-particle symmetry is satisfied and that the dynamics is bound to the right Hilbert space. In fact, the symmetry dictated by the Pauli principle and that coming from the hole-particle symmetry are intimately connected, so that the violation of the former implies the violation of the latter, and viceversa. The method has been applied to the study of several models: the two-dimensional p - d model⁴, the two-dimensional repulsive Hubbard model⁵, the two-dimensional attractive Hubbard model⁶, the t - J model⁷ and the two-band singlet-hole model⁸. In this paper we apply the method to the study of the t - t' - U model.

Since the discovery of high- T_c superconductivity, there has been a great deal of discussion about the choice of an effective model suitable to describe the properties of the

copper-oxide planes in the perovskite structure. Extensive studies of the magnetic properties, showing one spin degree of freedom in the $Cu-O$ plane¹⁰, have resulted in considerable evidence that the high-temperature superconductors may be modelled by an effective single-band model. According to this, one of the most studied model is the single-band Hubbard model which indeed can qualitatively describe many physical properties experimentally observed in copper-oxide compounds.

The addition of a finite t' diagonal hopping term, that appears to be material dependent for high- T_c cuprate superconductors, has often been suggested to handle the complexity of the experimental situation for the cuprates^{11,12}. Moreover, an electron-hole asymmetry in the next-nearest-neighbor hopping term, combined with a perfect symmetry of all the other effective parameters, emerges from various reduction procedures of multi-component electronic models and seems to distinguish the cuprates from a general charge-transfer insulator^{13,14}. Recently, it has been argued that this asymmetry is responsible for the stabilization (destabilization) of antiferromagnetic order for electron doping (hole doping)¹⁵, whereas the spatial distribution of the doped carriers¹⁶ and the damping of quasi particles¹⁷ have been shown to be very sensitive to the sign of t' . A finite t' has been found to be essential in reproducing various experiments (magnetic structure factor^{18,19}, flat quasi particle dispersion and shape of the Fermi surface²⁰ which in turn are responsible for various anomalous normal state properties, sign change in the Hall effect²¹, photoemission data²², the behavior of the resistivity with temperature²², the symmetry of the pairing state³, the actual value of the critical temperature for the optimal doping concentration^{13,14}). In addition, the sign of t' seems to be relevant for the thermodynamics, in agreement with more general arguments²³ that the propagation within one sublattice without spin flip allowed by a non zero t' would significantly change the physics. Therefore, the next-nearest-neighbor hopping parameter t' emerges as the single parameter, which carries, at the level of the single band description, the information about crystal structure outside the $Cu-O$ planes and thus differentiates between the various cuprates^{13,14}.

According to this, we have studied the two-dimensional $t-t'-U$ model to analyze if it could properly describe the variety of cuprate superconductors.

The plan of the paper is as follows. In Sec. II we present the two-dimensional $t-t'-U$ model and its properties. Within the framework of the *COM*, in Sec. III we choose a suitable basic composite field and in Sec. IV we derive the expression of the propagator for the chosen field. In Sec. V we present the comparison of our analytical results for some local properties with numerical ones obtained by means of the quantum Monte Carlo method on a finite size lattice¹¹. In Sec. VI we show the results obtained for the structure of the energy bands, the shape of the Fermi surface and the relative position of the van Hove singularity with respect to the Fermi level as func-

tions of the model parameters. We have paid particular attention to the comparison with the experimental data available for the superconducting cuprates. In Sec. VII some conclusions are given.

II. THE MODEL

The two-dimensional $t-t'-U$ model is described by the following Hamiltonian:

$$H = \sum_{ij} t_{ij} c^\dagger(i) c(j) + U \sum_i n_\uparrow(i) n_\downarrow(i) - \mu \sum_i n(i) \quad (2.1)$$

where $c^\dagger(i) = (c^\dagger_\uparrow(i), c^\dagger_\downarrow(i))$ is the electron operator on the site i in the spinor notation, $n_\sigma(i)$ is the charge-density operator for the spin σ and $n(i)$ is the total charge-density operator. In the hopping matrix t_{ij} , the terms up to the next-nearest neighbors, situated along the plaquette diagonals, have to be retained. The U parameter represents the intrasite Coulomb potential and μ the chemical potential. This model does not enjoy the hole-particle symmetry owing to the presence of the t' term, that, under the hole-particle transformation ($c^\dagger(i) \rightarrow (-1)^i c(i)$), changes its sign:

$$\mu(n, t') = U - \mu(2 - n, -t'). \quad (2.2)$$

III. THE BASIC FIELD

Let us introduce the following basic field:

$$\psi(i) = \begin{pmatrix} \xi(i) \\ \eta(i) \end{pmatrix} = \begin{pmatrix} (1 - n(i)) c(i) \\ n(i) c(i) \end{pmatrix} \quad (3.1)$$

where the composite electron operators $\xi(i)$ and $\eta(i)$ represent the $n(i) = 0 \leftrightarrow n(i) = 1$ and the $n(i) = 1 \leftrightarrow n(i) = 2$ restricted electronic transitions, respectively. They make up the *so-called* Hubbard operator doublet ($c(i) = \xi(i) + \eta(i)$). These two composite electron operators are well recognized to be responsible for the main distribution of the electron density of states for the Hubbard model from both analytical and numerical calculations³.

The field ψ satisfies the following equation of motion obtained from the Hamiltonian (2.1):

$$i \frac{\partial}{\partial t} \psi(i) = \begin{pmatrix} -\mu \xi(i) + \sum_j t_{ij} c(j) + \pi(i) \\ -(\mu - U) \eta(i) - \pi(i) \end{pmatrix} \quad (3.2)$$

where the operator π has the following form

$$\pi(i) = \sum_j t_{ij} \left(\frac{1}{2} \sigma^\mu n_\mu(i) c(j) + c(i) (c^\dagger(j) c(i)) \right). \quad (3.3)$$

The following definitions have been used

$$\sigma_\mu = (\mathbf{1}, \sigma) \quad n_\mu(i) = c^\dagger(i) \sigma_\mu c(i) \quad (3.4)$$

with $\mathbf{1}$ and σ being the unity and the three Pauli matrices respectively and $n_\mu(i)$ representing for $\mu = 0$ the total charge- and for $\mu = 1, 2, 3$ the spin- density operator for the site i . In Eq. 3.3 and in ones that will follow the summation with respect to greek indices is understood.

IV. THE GREEN'S FUNCTION

The properties of the system are conveniently expressed in terms of the single particle retarded thermal Green's function:

$$S(\mathbf{k}, \omega) = \langle R[\psi(i) \psi^\dagger(j)] \rangle_{F.T.} \quad (4.1)$$

where $\langle \rangle_{F.T.}$ is the Fourier transform of the thermal average and $R[\]$ indicates the retarded time-ordered product. In the framework of the *COM* and neglecting finite life-time effects⁵ we have

$$S(\mathbf{k}, \omega) = \frac{1}{\omega - m(\mathbf{k}) I(\mathbf{k})^{-1}} I(\mathbf{k}). \quad (4.2)$$

By considering paramagnetic contour conditions together with the roto-translational invariance, $I(\mathbf{k})$ has the explicit expression:

$$I(\mathbf{k}) = \langle \{ \psi(i), \psi^\dagger(j) \} \rangle_{F.T.} = \begin{pmatrix} (1 - \frac{n}{2}) & \mathbf{0} \\ \mathbf{0} & \frac{n}{2} \end{pmatrix} \quad (4.3)$$

n being the thermal average of the total charge-density operator ($n = \langle n(i) \rangle$). Moreover, $m(\mathbf{k})$ is defined as

$$m(\mathbf{k}) = \left\langle \left\{ i \frac{\partial}{\partial t} \psi(i), \psi^\dagger(j) \right\} \right\rangle_{F.T.} \quad (4.4)$$

From Eq. 4.4 direct calculations give

$$m_{11}(\mathbf{k}) = -\mu \left(1 - \frac{n}{2} \right) - 4t (\Delta + \alpha(\mathbf{k}) (1 - n + p)) - 4t' (\Delta' + \beta(\mathbf{k}) (1 - n + p')) \quad (4.5a)$$

$$m_{12}(\mathbf{k}) = m_{21}(\mathbf{k}) = 4t \left(\Delta - \alpha(\mathbf{k}) \left(\frac{n}{2} - p \right) \right) + 4t' \left(\Delta' - \beta(\mathbf{k}) \left(\frac{n}{2} - p' \right) \right) \quad (4.5b)$$

$$m_{22}(\mathbf{k}) = -(\mu - U) \frac{n}{2} - 4t (\Delta + \alpha(\mathbf{k}) p) - 4t' (\Delta' + \beta(\mathbf{k}) p') \quad (4.5c)$$

with

$$\Delta = \langle \xi_\uparrow^\alpha(i) \xi_\uparrow^\dagger(i) \rangle - \langle \eta_\uparrow^\alpha(i) \eta_\uparrow^\dagger(i) \rangle \quad (4.6a)$$

$$\Delta' = \langle \xi_\uparrow^\beta(i) \xi_\uparrow^\dagger(i) \rangle - \langle \eta_\uparrow^\beta(i) \eta_\uparrow^\dagger(i) \rangle \quad (4.6b)$$

$$p = \frac{1}{4} \langle n_\mu^\alpha(i) n_\mu(i) \rangle$$

$$- \langle (c_\uparrow(i) c_\downarrow(i))^\alpha c_\downarrow^\dagger(i) c_\uparrow^\dagger(i) \rangle \quad (4.6c)$$

$$p' = \frac{1}{4} \langle n_\mu^\beta(i) n_\mu(i) \rangle - \langle (c_\uparrow(i) c_\downarrow(i))^\beta c_\downarrow^\dagger(i) c_\uparrow^\dagger(i) \rangle. \quad (4.6d)$$

We are using the following notation

$$\zeta^\alpha(i) = \sum_j \alpha_{ij} \zeta(j) \quad \zeta^\beta(i) = \sum_j \beta_{ij} \zeta(j), \quad (4.7)$$

$\alpha(\mathbf{k})$ and $\beta(\mathbf{k})$ are the Fourier transforms of α_{ij} and β_{ij} . These latter represent the projectors on the nearest and next-nearest neighbors, respectively.

The *internal* parameters Δ , Δ' , p and p' , as the chemical potential μ , have to be calculated in order to obtain the fermionic propagator as a function of the *external* parameters t , t' , U , n and T (temperature).

The chemical potential μ can be calculated using the equation that gives the filling n

$$n = 2 \left(1 - \langle \xi_\uparrow(i) \xi_\uparrow^\dagger(i) \rangle - \langle \eta_\uparrow(i) \eta_\uparrow^\dagger(i) \rangle \right). \quad (4.8)$$

The parameters Δ and Δ' can be determined by their definitions that give a direct connection with the elements of the Green's function. The parameters p and p' are not directly calculable starting from the elements of the single particle Green's function and they will be calculated using a relation with the content of the Pauli principle⁵

$$\langle \xi(i) \eta^\dagger(i) \rangle = 0. \quad (4.9)$$

The use of the symmetry contained in Eq. 4.9 allows us to fix the dynamics of the system in a fully self-consistent way.

V. THE LOCAL PROPERTIES

A. The chemical potential

We have calculated the chemical potential μ as a function of the external parameters using the system of self-consistent equations described in Sec. IV. We have compared our results with the ones obtained by means of the quantum Monte Carlo method¹¹ on a finite size lattice 8×8 , see Fig. 1.

The quantum Monte Carlo data present a plateau for $n \approx 1.3$. This plateau is completely absent in our curve and is related to a finite size effect²⁴. Moreover, the opening of the antiferromagnetic gap, due to a spin density wave instability²⁴, does not allow us to reproduce the behavior near half-filling where our solution is paramagnetic; this latter comment will also reflect on the comparison done with the double occupancy data.

Finally, it is interesting to point out that our theoretical calculations predict a change, driven by the value of t' , of less than 1% in the critical value of U which signs the opening of the Mott-Hubbard gap.

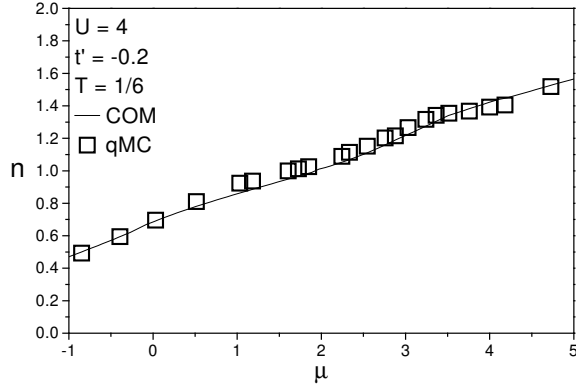


FIG. 1. Chemical potential μ as a function of the filling n for $U = 4$, $T = \frac{1}{6}$ and $t' = -0.2$. COM indicates our results, qMC the ones of Ref. 11

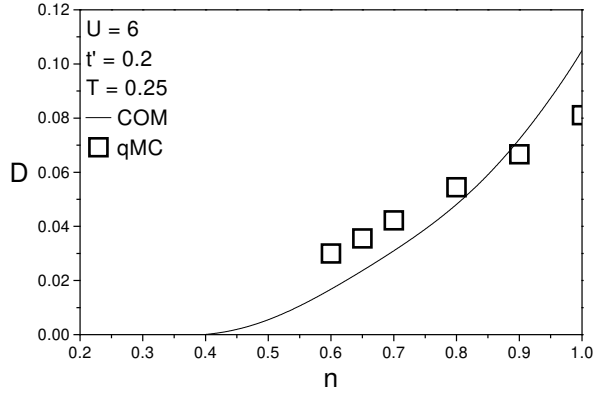


FIG. 2. Double occupancy D as a function of the filling n for $U = 6t$, $T = \frac{1}{4}$ and $t' = 0.2$. COM indicates our results, qMC the ones obtained in Ref. 11

B. The double occupancy

The double occupancy D , defined as the probability to have a couple of electrons ($\uparrow\downarrow$) on the same site, can be calculated through the following equation

$$D = \langle n_{\uparrow}(i) n_{\downarrow}(i) \rangle = \frac{1}{2} \langle \eta^{\dagger}(i) \eta(i) \rangle. \quad (5.1)$$

We have compared our results with the ones obtained by means of the quantum Monte Carlo method¹¹ on a finite size lattice 8×8 , see Fig. 2. In the low filling region our solution presents a characteristic feature, the existence of a critical value of the filling $n_D(U)$ before which the double occupancy is almost zero ($n \leq n_D(U)$). The small residual is due to the thermal fluctuations. This kind of behavior seems to be absent in the quantum Monte Carlo data at finite temperature, but it can be surely inferred when the zero temperature quantum Monte Carlo data for the chemical potential μ are reported as a function of the U parameter⁵.

The explanation of this behavior of the double occupancy can be given as the existence of two regimes: one

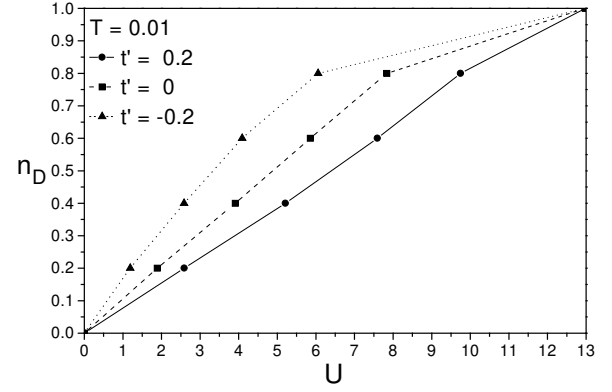


FIG. 3. Critical value of the intrasite Coulomb potential U_D as a function of the doping x for $T = 0.01$ and $t' = -0.2, 0, 0.2$.

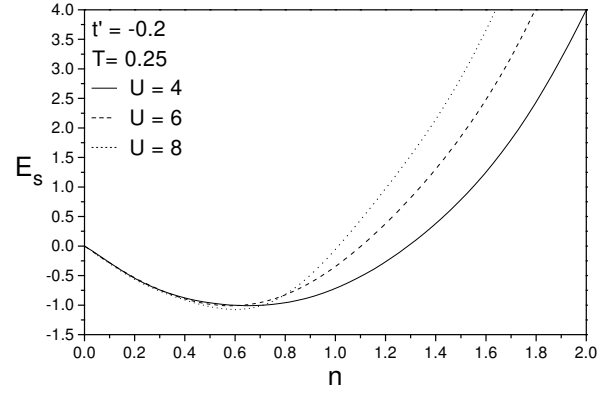


FIG. 4. Energy per site E_s as a function of the filling n for $t' = -0.2$, $T = 0.25$ and $U = 4, 6, 8$.

in which the low filling let the carriers the possibility to move freely and avoid the high-energetic double occupancy of some sites and another one in which the number of carriers excludes the possibility to avoid the double occupancy. Obviously, this value of the filling, which marks the changing of regime, depends strongly on the value of the U and t' parameters, see Fig. 3.

C. The energy per site

The total energy per site E_s can be written as

$$E_s = T_s + V_s \quad (5.2)$$

where

$$T_s = \frac{1}{N} \sum_{\sigma} \sum_{ij} t_{ij} \langle c_{\sigma}^{\dagger}(i) c_{\sigma}(j) \rangle \quad (5.3a)$$

$$V_s = U \frac{1}{N} \sum_i \langle n_{\uparrow}(i) n_{\downarrow}(i) \rangle = UD \quad (5.3b)$$

are the kinetic and the potential energies, respectively.

The behavior of the total energy per site E_s follows that of the kinetic energy T_s for low values of the filling, where the double occupancy is almost zero whereas it follows that of the potential energy V_s for values of the filling greater than $n_D(U)$, see Fig. 4. This kind of behavior has been also found by means of quantum Monte Carlo method calculations^{25,26} and slave-boson ones²⁷ giving a further confirmation about the presence of a region of the filling where the double occupancy has almost zero value.

VI. THE BAND PROPERTIES

In the framework of the *COM*, the Fourier transform of the single particle retarded thermal Green's function, see Eq. 4.2, may be rewritten as:

$$S(\mathbf{k}, \omega) = \sum_{i=1}^2 \frac{\sigma^i(\mathbf{k})}{\omega - E_i(\mathbf{k})} \quad (6.1)$$

where $\sigma^{1,2}(\mathbf{k})$ are given by

$$\sigma_{11}^i(\mathbf{k}) = \frac{I_{11} \left(2Q(\mathbf{k}) + (-)^{i+1} \Delta\Sigma(\mathbf{k}) \right)}{4Q(\mathbf{k})} \quad (6.2a)$$

$$\sigma_{12}^i(\mathbf{k}) = \sigma_{21}^i(\mathbf{k}) = (-)^{i+1} \frac{m_{12}(\mathbf{k})}{2Q(\mathbf{k})} \quad (6.2b)$$

$$\sigma_{22}^i(\mathbf{k}) = \frac{I_{22} \left(2Q(\mathbf{k}) + (-)^i \Delta\Sigma(\mathbf{k}) \right)}{4Q(\mathbf{k})} \quad (6.2c)$$

with

$$Q(\mathbf{k}) = \frac{1}{2} \sqrt{\left(U - \frac{m_{12}(\mathbf{k})}{I_{11}I_{22}} \right)^2 + 2nU \frac{m_{12}(\mathbf{k})}{I_{11}I_{22}}} \quad (6.3a)$$

$$R(\mathbf{k}) = \frac{1}{2} (U - 2\mu - 8t\alpha(\mathbf{k}) - 8t'\beta(\mathbf{k})) - \frac{1}{2} \frac{m_{12}(\mathbf{k})}{I_{11}I_{22}} \quad (6.3b)$$

$$\Delta\Sigma(\mathbf{k}) = (1 - n) \frac{m_{12}(\mathbf{k})}{I_{11}I_{22}} - U. \quad (6.3c)$$

$E_{1,2}(\mathbf{k})$ represent the energy bands and have the following expressions:

$$E_i(\mathbf{k}) = R(\mathbf{k}) + (-)^{i+1} Q(\mathbf{k}). \quad (6.4)$$

According to this, the Fermi surface of the system may be defined as $E_2(\mathbf{k}) = 0$ and the electronic density of states, $N(\omega)$, may be computed through the following formula:

$$N(\omega) = \frac{1}{2\pi^2} \int d\mathbf{k} \left(-\frac{1}{\pi} \sum_{i,j=1}^2 \text{Im} S_{ij}(\mathbf{k}, \omega) \right) \quad (6.5)$$

where the integration has to be performed on the Brillouin zone. The presence of two bands gives a structure of the density of states characterized by two logarithmic van Hove singularities.

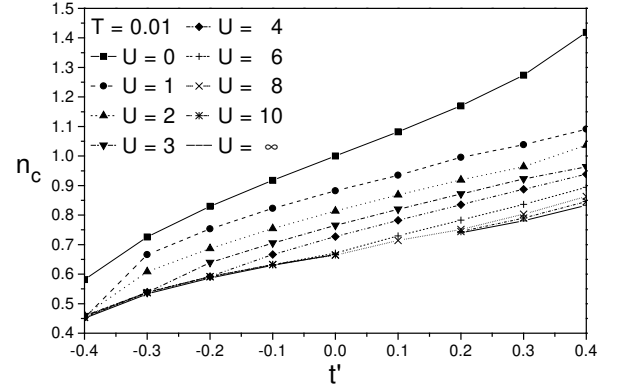


FIG. 5. Critical filling n_c as a function of the t' and U parameters for $T = 0.01$.

A. The energy bands and the van Hove singularity

Both band structure calculations and experiments generally find that the Fermi level is close to the van Hove singularity at the optimal doping (δ_c) for the majority of the multi-layer cuprate superconductors, like $YBa_2Cu_3O_{7-\delta}$ (*YBCO*), $Bi_2Sr_2Ca_1Cu_2O_8$ (*Bi-2212*) and *Hg* compounds^{28,20,29}.

In particular, for *YBCO* the relative distance (ΔE) between the Fermi level and van Hove singularity has been found to be within 6 meV for its optimal doping concentration³⁰ ($\delta_c^{YBCO} \approx 0.15$).

For the electron-doped $Nd_{2-x}Ce_xCuO_4$ (*NCCO*), it has been found a value of ΔE of ≈ 200 meV for its optimal electron-doping concentration³¹ ($x_c^{NCCO} \approx 0.15$).

So far, no photoemission results are available for the lanthanates due to the difficulty in obtaining high enough quality samples. However, for the $La_{2-x}Sr_xCuO_4$ (*LSCO*) the van Hove singularity seems to coincide with the Fermi level at the critical doping (x_c) at which the superconductivity disappears ($x_c^{LSCO} \approx 0.3$) after the experimental data for the static susceptibility³², the electronic specific heat and the entropy³³.

More generally, the experimentally derived dispersions of the *Cu-O* plane anti-bonding bands for a series of cuprates (*Bi-2212*, *YBCO*, $Bi_2Sr_2CuO_8$ (*Bi-2201*), $YBa_2Cu_4O_8$, *NCCO*) show a remarkable similarity to one another with the van Hove singularity appearing near the Y-point $(0, \pi)$ of the Brillouin zone³⁴.

The value of the t' parameter is crucial in determining the structure of the energy bands and therefore the relative position of the van Hove singularity with respect to the Fermi level. The critical value of the filling (n_c) for which the van Hove singularity of the lower band coincides with the Fermi level, has the behavior shown in Fig. 5 as a function of the t' and U parameters. n_c has been computed by studying the density of states, see Eq. 6.5, as a function of the filling n for fixed values of the t' and U parameters. Fig. 5 contains a complete information about the structure and the doping evolution

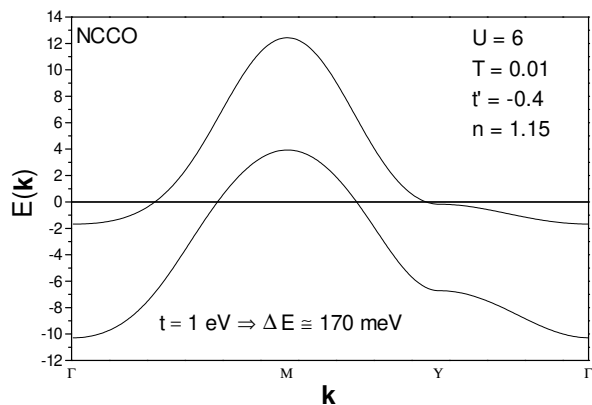


FIG. 6. Energy bands for $t' = -0.4$, $T = 0.01$, $n = 1.15$ and $U = 6$.

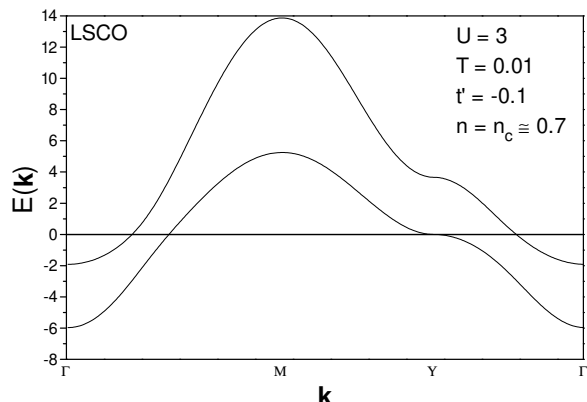


FIG. 7. Energy bands for $t' = -0.1$, $T = 0.01$, $n = 0.7$ and $U = 3$.

of the density of states and therefore permits a comprehensive comparison between the experimental situation and the physics described by the t - t' - U model.

The critical value of the filling (n'_c), that corresponds to the coincidence of the upper band van Hove singularity with the Fermi level can be obtained by the one of the lower band through the following formula, that comes directly from the hole-particle symmetry

$$n'_c(U, t') = n'_c(0, t') + (n_c(0, -t') - n_c(U, -t')). \quad (6.6)$$

This critical value of the filling can be also interesting with respect to the electron-doped compounds for which the relevant band is the upper one.

We have studied the structure of the energy bands as function of the model parameters. The results have shown that is possible to obtain a good agreement with the experimental data by choosing reasonable sets of parameters. In particular, the value of ΔE for *NCCO* together with the shape of the energy band can be obtained by the following set of parameters: $U = 6$, $t' = -0.4$, see Fig. 6. In the case of *LSCO*, we can obtain the right value for x_c by using the following set of parameters: $U = 3$, $t' = -0.1$, see Fig. 7. In this figure we can observe the coincidence between the van Hove singularity and the Fermi level as required by the *LDA* calculations³⁵.

Finally, it can be easily seen from Fig. 5, that it is impossible to obtain the features suggested for *YBCO* unless to use a set of parameters like: $U = 1$, $t' = -0.4$ with a value of the U parameter really too small in comparison with the band calculation results^{13,14}. Moreover, even using this set of parameters, the relevant van Hove singularity results to be the upper band one, in strict contradiction with the hole-doped nature of the compound. This is due to the value of the t' parameter necessary to obtain the right bending of the Fermi surface after the *ARPES* data³⁶. A value of -0.4 for the t' parameter gives a value for the critical filling of the lower band van Hove singularity too small with respect to the optimal doping concentration required by experimental data³⁶.

Independently to the chosen set of parameters the van Hove singularity appears at the *Y*-point as in the experimental case.

B. The Fermi surface

The Fermi surface of the various cuprates are remarkably similar one to another; in particular, photoemission experiments show a large Fermi surface for a series of cuprates at their optimal doping concentration³⁴ (*Bi*-2212, *Bi*-2201, *NCCO*, *YBCO*).

Photoemission studies of *NCCO* find a hole-like and roughly circular Fermi surface³¹. The apparent simplicity of this Fermi surface is deceptive, since the transport properties imply that the majority carriers are electron-like.

Positron annihilation studies of the doping dependence of the Fermi surface for the *LSCO* are consistent with a pseudo-nested hole-like Fermi surface³⁷ predicted by *LDA* calculations³⁵.

The shape and, in particular, the bending of the Fermi surface are strongly dependent on the value of the t' parameter. The bending is electron-like for positive values of t' and hole-like for negative ones, independently on the strength of the U parameter. This can lead for fixed values of filling n and of the U parameter to a real rotation of the Fermi surface by varying the value of the t' parameter. In Fig. 8 we show the Fermi surface of the t - t' - U model with $U = 4$, $T = 0.01$ and $n \cong 0.73$ for values of the t' parameter that range from -0.5 to 0.5 with step 0.1 . The chosen value of the filling corresponds to the critical value n_c for $t' = 0$. The Fermi surface is open and hole-like for $t' = -0.5$. It is nested for $t' = 0$. It is closed and electron-like for $t' = 0.5$. This gives the idea of a $\frac{\pi}{4}$ possible rotation that can be driven by the t' parameter.

The critical value of the filling for which the Fermi surface closes corresponds to the value for which the van Hove singularity of the lower band coincides with the Fermi level. The perfect nesting can be obtained only for a zero value of the t' parameter. Any non-zero value

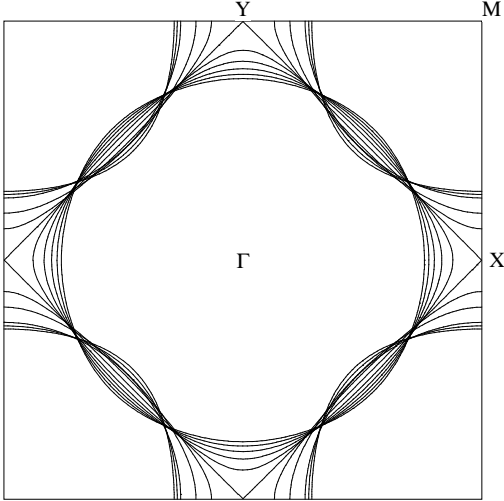


FIG. 8. FS for $t' = -0.5 \rightarrow 0.5$, $T = 0.01$, $n = 0.73$ and $U = 4$.

leads to a pseudo-nesting as the Fermi surface, although closed, conserves some bending.

It is really relevant that the experimentally observed Fermi surface for *NCCO* can be obtained, in our formulation, by the same set of parameters that gives a correct band dispersion, see Fig. 9. Moreover, it has to be pointed out that the value of the t' parameter capable to reproduce the bending of the Fermi surface is negative in sharp contrast with the one predicted by band calculations¹¹. Indeed, in the context of a simple t - t' - U model a negative sign for the bare t' parameter is the only way to obtain a hole-like bending.

It is interesting to notice that the experimentally observed Fermi surfaces for *YBCO* and *NCCO* have the same bending. This situation seems to eliminate the possibility to describe both the electron- and hole-doped cuprates just changing the sign of the t' parameter, at least in the context of a simple t - t' - U model.

In the case of *LSCO*, the same set of parameters already used to successfully describe the band dispersions allows us to reproduce both the pseudo-nesting and the hole-like bending of the Fermi surface as found by the positron annihilation experiments and *LDA* calculations^{37,35}, see Fig. 10.

VII. CONCLUSIONS

Since the discovery of high- T_c superconductivity, there has been a great deal of discussion about the choice of an effective model suitable to describe the properties of the copper-oxide superconductors. Extensive studies of the magnetic properties, showing one spin degree of freedom in the *Cu-O* plane, have resulted in considerable evidence

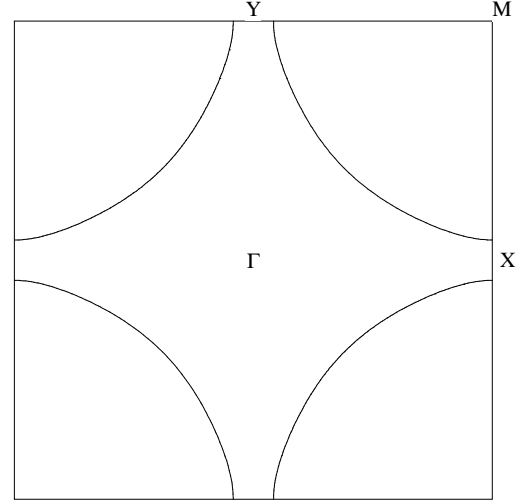


FIG. 9. FS for $t' = -0.4$, $T = 0.01$, $n = 1.15$ and $U = 6$.

that high-temperature superconductors may be modelled by an effective single-band model. In this line of thinking, one of the most studied model is the single-band Hubbard model. The addition of a finite t' diagonal hopping term, that appears to be material dependent for high- T_c cuprate superconductors, has often been suggested to handle the complexity of the experimental situation for the cuprates.

According to this, we have studied the two-dimensional t - t' - U model, by means of the Composite Operator Method. Using relations containing the Pauli principle, we have been able to fix the dynamics in a fully self-consistent way. Furthermore, the recovery of the Pauli principle has assured us to satisfy the hole-particle symmetry too.

Nowadays, the experimental situation for many physical properties of cuprate high- T_c superconductors is well established. This imposes strong constraints on the theoretical models and/or adopted approximation schemes. The band dispersions and the Fermi surface of a large series of materials are today well-known. *ARPES* data give as main information the presence of a well-defined Fermi surface. This result gives some support to the Fermi liquid scenario and puts some doubts on the necessity of introducing more exotic theories.

We have computed the structure of the energy bands, the shape of the Fermi surface and the relative position of the van Hove singularity. The comparison with experimental data has shown that they are capable to describe both *La*_{2-*x*}*Sr*_{*x*}*CuO*₄ and *Nd*_{2-*x*}*Ce*_{*x*}*CuO*₄, that share the property to be 1-layer cuprates. On the contrary, it does not seem the case for *YBa*₂*Cu*₃*O*_{7- δ} that is a 2-layer cuprate. This can be read as a clear signal that two-dimensional Hubbard-like models can play an important role in describing the physics of the 1-layer cuprates

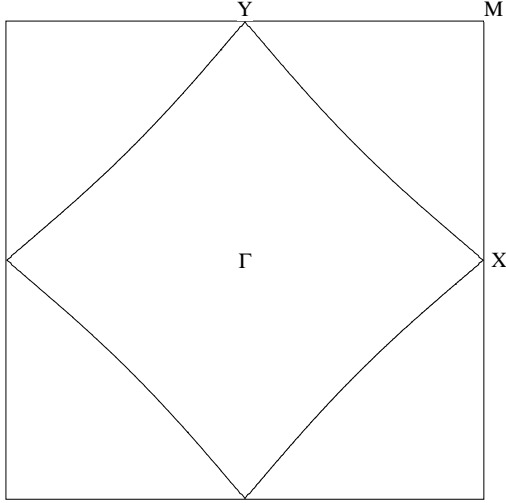


FIG. 10. FS for $t' = -0.1$, $T = 0.01$, $n = 0.7$ and $U = 3$.

superconductors, but that the multi-layer ones need some more complex models.

The value of the t' parameter that has been found to be necessary for describing the electron-doped Neodymium compound is negative in sharp contrast with the band calculations. This questions the possibility to derive the value of the bare parameters of the model from band calculations, as it has been done for the value of the t' parameter since its proposal.

In conclusion, the t - t' - U model emerges as a minimal model for 1-layer cuprate materials.

¹ P. W. Anderson, *Science* **235**, 1196 (1987).

² P. Fulde, *Electron correlations in molecules and solids*, Vol. 100 of *Springer Series in Solid-State Sciences*, 3rd ed. (Springer-Verlag, Berlin Heidelberg, 1995).

³ E. Dagotto, *Rev. Mod. Phys.* **66**, 763 (1994).

⁴ S. Ishihara, H. Matsumoto, S. Odashima, M. Tachiki, and F. Mancini, *Phys. Rev. B* **49**, 1350 (1994); F. Mancini, S. Marra, D. Villani, and H. Matsumoto, *Phys. Lett. A* **210**, 429 (1996); F. Mancini, S. Marra, and D. Villani, *Condens. Matter Phys.* **7**, 133 (1996).

⁵ F. Mancini, S. Marra, and H. Matsumoto, *Physica C* **244**, 49 (1995); *ibidem* **250**, 184 (1995); *ibidem* **252**, 361 (1995); *ibidem* **263**, 66 (1996); *ibidem* **263**, 70 (1996); H. Matsumoto and F. Mancini, *Phys. Rev. B* **55**, 2095 (1997).

⁶ F. Mancini, M. Marinaro, and H. Matsumoto, *Int. J. Mod. Phys. B* **10**, 1717 (1996); T. D. Matteo, F. Mancini, S. Marra, and H. Matsumoto, *Int. J. Mod. Phys. B* **10**, 2745 (1996).

⁷ H. Matsumoto, T. Saikawa, and F. Mancini, *Phys. Rev. B*

54, 14445 (1996).

⁸ F. Mancini, V. Oudovenko, and D. Villani, *Czechoslovak Journ. of Phys.* **46**, 1873 (1996).

⁹ L. M. Roth, *Phys. Rev.* **184**, 451 (1969).

¹⁰ H. Monien, D. Pines, and M. Takigawa, *Phys. Rev. B* **43**, 258 (1991).

¹¹ D. Duffy and A. Moreo, *Phys. Rev. B* **52**, 15607 (1995).

¹² D. Duffy, A. Nazarenko, S. Haas, A. Moreo, J. Riera, E. Dagotto, *Hole Doping Evolution of the Quasiparticle Band in Models of Strongly Correlated Electrons for the High- T_c Cuprates*, Preprint 1997; D. Duffy, A. Moreo, *Indications of a Metallic Antiferromagnetic Phase in the 2 Dimensional $U - t - t'$ Model*, Preprint 1996.

¹³ L. F. Feiner, J. H. Jefferson, and R. Raimondi, *Phys. Rev. B* **53**, 8751 (1996).

¹⁴ R. Raimondi, J. H. Jefferson, and L. F. Feiner, *Phys. Rev. B* **53**, 8774 (1996).

¹⁵ T. Tohyama and S. Maekawa, *Phys. Rev. B* **49**, 3596 (1994).

¹⁶ R. J. Gooding, K. J. E. Vos, and P. W. Leung, *Phys. Rev. B* **50**, 12866 (1994).

¹⁷ J. Bala, A. M. Oles, and J. Zaneen, *Phys. Rev. B* **52**, 14597 (1995).

¹⁸ P. Bénard, L. Chen, and A.-M. S. Tremblay, *Phys. Rev. B* **47**, 15217 (1993).

¹⁹ Q. Si, Y. Zhu, K. Levin, and J. P. Lu, *Phys. Rev. B* **47**, 9055 (1993).

²⁰ D. S. Dessau *et al.*, *Phys. Rev. Lett.* **71**, 2781 (1993).

²¹ E. Dagotto, A. Nazarenko, and M. Boninsegni, *Phys. Rev. Lett.* **73**, 728 (1994).

²² S. Uchida, *Jpn. J. Appl. Phys.* **32**, 3784 (1993).

²³ P. A. Lee, *Phys. Rev. Lett.* **63**, 680 (1989).

²⁴ We thank D. Duffy for correspondence on this subject.

²⁵ A. Moreo *et al.*, *Phys. Rev. B* **41**, 2313 (1990).

²⁶ E. Dagotto *et al.*, *Phys. Rev. B* **45**, 10741 (1992).

²⁷ L. Lilly, A. Muramatsu, and W. Hanke, *Phys. Rev. Lett.* **65**, 1379 (1990).

²⁸ For a recent and complete review see: R. S. Markiewicz, *A survey of the van Hove scenario for high- T_c superconductivity with special emphasis on pseudogaps and striped phases*, Preprint 1997.

²⁹ A. A. Abrikosov, J. C. Campuzano, and K. Gofron, *Physica C* **214**, 73 (1993).

³⁰ K. Gofron *et al.*, *Phys. Rev. Lett.* **73**, 3302 (1994).

³¹ D. M. King *et al.*, *Phys. Rev. Lett.* **70**, 3159 (1993).

³² J. B. Torrance *et al.*, *Phys. Rev. B* **40**, 8872 (1989).

³³ J. W. Loram *et al.*, *Thermodynamic evidence on the superconducting and normal state energy gaps in $La_{2-x}Sr_xCuO_4$* , Preprint 1996 (unpublished).

³⁴ Z.-X. Shen and D. S. Dessau, *Physica Reports* **253**, 1 (1995).

³⁵ J. H. Xu, T. J. Watson-Yang, J. Yu and A. J. Freeman, *Phys. Lett. A* **120**, 489 (1987).

³⁶ R. Liu *et al.*, *Phys. Rev. B* **45**, 5614 (1992).

³⁷ R. H. Howell *et al.*, *Phys. Rev. B* **49**, 13127 (1994).