

Nontrivial resonance of nanoscale uniaxial magnets to alternating field

Seiji MIYASHITA, Keiji SAITO

*Department of Earth and Space Science, Faculty of Science,
Osaka University, Toyonaka, Osaka 560*

Hans DE RAEDT

*Institute for Theoretical Physics and Materials Science Centre,
University of Groningen, Nijenborgh 4, NL-9747 AG Groningen, The Netherlands*

(23 June 1997)

Abstract

How nanoscale uniaxial magnets respond to an alternating field is studied by direct numerical calculation. A nontrivial oscillation of the magnetization is found, which is analyzed in terms of the non-adiabatic transition due to the time dependent field. A new method to estimate the tunneling gap of the magnet is proposed.

75.40.Gb, 76.20, 76.90

The quantum dynamical behavior of nanoscale magnets have attracted interests both theoretically [1–8] and experimentally. [9–13] In particular, the step-like magnetization process of $\text{Mn}_{12}\text{-Ac}$ is a peculiar phenomena, due to quantum dynamics, for which various explanations have been proposed. We have also proposed a mechanism in terms of successive Landau-Zener-Stückelberg(LZS) transition. [14–16] We pointed out that the non-adiabatic transition between nearly degenerate levels gives essential the mechanism for the steps and that the velocity of the changing field, c , is an important parameter because the transition probability is very sensitive to c .

For the LZS transition, so far mainly a linear time dependence of the field, $H(t) = ct$, has been considered, although an effect of oscillating field has been studied in a very different context. [17] In the present letter, we study the quantum mechanical response to an alternating field for a simple model of a uniaxial magnet. Here we study the transverse-field Ising model:

$$\mathcal{H} = -J \sum_{\langle i,j \rangle} \sigma_i^z \sigma_j^z - \Gamma \sum_{i=1}^L \sigma_i^x - H(t) \sum_{i=1}^L \sigma_i^z, \quad (1)$$

where

$$H(t) = H_0 \cos \omega t. \quad (2)$$

Throughout this letter we take J as a unit of energy and put it unity. Here we show only results for a system of four spins ($L = 4$) subject to periodic boundary conditions and $\Gamma = 0.5$. For other choices of model parameters, we find qualitatively similar behavior. In Fig. 1 the energy levels of the model are shown as a function of the field $H = H(t)$. Only the 8 lowest states, some of which are degenerate, are shown. When the energy gap at $H = 0$ is small, the lowest two levels are located far below the other levels. When we take the initial state to be the ground state, the system can be regarded as a two level system as far as H_0 is small and does not cause the second scattering to the higher levels. Successive non-adiabatic transitions to higher levels have been studied in Ref. [3].

If H_0 is very small, we may use the Kubo formula to study the linear response,

$$\langle M_z(t) \rangle = \text{Re}(\chi(\omega) H_0 e^{i\omega t}), \quad (3)$$

where $\chi(\omega)$ is the dynamical susceptibility

$$\chi(\omega) = - \lim_{\epsilon \rightarrow +0} \frac{i}{\hbar} \int_0^\infty \text{Tr}[M_z, M_z(t)] e^{-\beta \mathcal{H}_0 - i\omega t - \epsilon t} dt / Z, \quad (4)$$

which is given at zero temperature, namely $\beta \rightarrow \infty$, as

$$\chi(\omega) = \sum_\ell |\langle G | M_z | \ell \rangle|^2 \left[\mathcal{P} \frac{2\hbar\omega}{(E_\ell - E_G)^2 - (\hbar\omega)^2} - i\pi\delta(E_\ell - E_G - \hbar\omega) \right] \quad (5)$$

where \mathcal{H}_0 is \mathcal{H} with $H_0 = 0$, $M_z = \sum_i \sigma_i^z$ and $Z = \text{Tr} e^{-\beta \mathcal{H}_0}$. E_G and E_ℓ are the energy of the ground state and the ℓ -th excited state, respectively. In this formula the Zeeman term $H(t)M_z$ is treated as a perturbation and relevant frequencies are only those due to the energy gaps at $H = 0$. On the other hand, in the present paper we are interested in the phenomena due to the non-adiabatic transition where $H(t)M_z$ can not be treated as a perturbation. Thus even when we say H_0 is small, H_0 is still $O(1)$ and not small enough to be treated as a perturbation.

The probability for staying in the ground state when the field changes the sign is given as [2]

$$p = 1 - \exp \left(- \frac{\pi(\Delta E)^2}{4c|M_0|} \right), \quad (6)$$

where c is the velocity which is given by

$$c = \left| \frac{d}{dt} H(t) \right|_{H(t)=0} = H_0 \omega \quad (7)$$

and M_0 is the ground state magnetization near $H = 0$,

$$M_0 = \lim_{H \rightarrow 0} M(H). \quad (8)$$

For $\Gamma = 0.5$, the energy gap at $H = 0$ between the ground state and the first excited state, ΔE , is 0.03549 and $|M_0| \sim L = 4$.

The time evolution of system is given by

$$|t\rangle = e^{-i \int_0^t \mathcal{H}(s) ds / \hbar} |0\rangle, \quad (9)$$

where $|0\rangle$ is an initial state which is chosen to be the ground state of the model for $H = H(0)$ and the exponential denotes the time-ordered exponential. We solve Eq.(9) making use of the 4-th order decomposition proposed by Suzuki. [18,19] Hereafter we put $\hbar = 1$ for simplicity.

As has been shown in the previous studies, Eq.(6) is confirmed by the simulation results. From Eq.(6), $p = 0.0062$ for $\omega = 0.2$ and $H_0 = 0.2$. In the simulation we calculate the overlap between the ground state and the first excited state [1]

$$x(t) = |\langle G(t)|t\rangle|^2, \quad (10)$$

where $|G(t)\rangle$ is the ground state for $H = H(t)$. After a half period, $t = \pi/\omega$, we find $x(t = \pi/\omega) = |\langle G(t)|t\rangle|^2 = 0.0063$, which confirms the LZS prediction.

In Fig. 2 we show the time dependence of the magnetization,

$$m(t) = \langle t | \sum_i \sigma_i^z | t \rangle, \quad (11)$$

and observe a gradual relaxation due to the successive non-adiabatic transitions. When we continue the simulation, a sinusoidal motion is found as shown in Fig. 3,

$$m(t) \sim \cos(\Omega t), \quad (12)$$

where $x(t)$ and $H(t)$ are also shown. The period of this sinusoidal motion does not correspond to an eigenfrequency of the system nor to the period of the external field. Actually when we change the amplitude of the field H_0 the period of the magnetization changes as shown in Fig. 4(a). The dependence of the period on ω is also shown in Fig. 4(b).

Although the dependence of Ω on H_0 in Fig. 4 seems irregular, we find a rather regular dependence when we plot the frequency Ω as a function of H_0 , shown in Fig. 5.

Let us study the dependence of Ω on H_0 and ω . The time-evolution during the field changes from H_0 to $-H_0$ is given by

$$X = \exp \left(-i \int_0^{\pi/\omega} \mathcal{H}(s) ds \right), \quad (13)$$

which is 2×2 unitary matrix as far as H_0 is small and only the lowest two states takes dominant role. Here we take the ground state $|G\rangle$ and the first excited state $|1\rangle$ for the

initial state as the basis. Because the probability p is known as Eq.(6), we take the following form of X

$$X = \begin{pmatrix} \sqrt{1-p}, & e^{i(-\theta+\phi)}\sqrt{p} \\ e^{i\theta}\sqrt{p} & -e^{i\phi}\sqrt{1-p} \end{pmatrix}, \quad (14)$$

where θ and ϕ are unknown phases which depend on H_0 and ω . After $t = \pi/\omega$, an inverse process is taken. If we change the sign of z -component of the spins,¹ the time-evolution during the field changes from $-H_0$ to H_0 is identical to X , because the motion of the Hamiltonian is identical. Thus we only have to change the basis. The ground state $|G'\rangle$ and the first excited state $|1'\rangle$ for $t = \pi/\omega$ is generally expressed as a linear combination of $|G\rangle$ and $|1\rangle$: $|G'\rangle = a|G\rangle + b|1\rangle$ and $|1'\rangle = c|G\rangle + d|1\rangle$. Let the transformation matrix be Q . Thus the second half time-evolution X' is expressed as

$$X' = \exp\left(-i \int_{\pi/\omega}^{2\pi/\omega} \mathcal{H}(s)ds\right), = Q^{-1}XQ. \quad (15)$$

When the scattering region of $H(t)$ is very narrow, which is the present case as shown in Fig. 1, we may take

$$Q = \begin{pmatrix} 0 & 1 \\ 1 & 0 \end{pmatrix}. \quad (16)$$

Combining Eqs.(14),(15) and (16), the time-evolution operator for one period is given as

$$\begin{aligned} \mathcal{L} &= Q^{-1}XQX \\ &= \begin{pmatrix} e^{2i\theta}p + (1-p)e^{i\phi}, & (e^{i\theta+i\phi} - e^{-i\theta+2i\phi})\sqrt{p(1-p)} \\ (e^{i\theta} - e^{-i\theta+i\phi})\sqrt{p(1-p)}, & e^{-2i\theta}p + (1-p)e^{i\phi} \end{pmatrix}. \end{aligned} \quad (17)$$

The eigenvalues, λ_{\pm} , of \mathcal{L} are given by

$$\lambda_{\pm} = (q \pm i\sqrt{1-q^2})e^{i\phi} \quad (18)$$

where

¹ For this change we can use the unitary transformation $(\sigma_x, \sigma_y, \sigma_z) \rightarrow (\sigma_x, -\sigma_y, -\sigma_z)$ for all sites.

$$q = 1 - p + p \cos(\alpha), \quad \alpha = 2\theta - \phi. \quad (19)$$

Now we put

$$\lambda_{\pm} \equiv e^{\pm i(\frac{2\pi}{\omega})(\frac{\Omega}{2}) + i\phi}, \quad (20)$$

where $2\pi/\omega$ is the period of the field and we take Ω to give the frequency in Eq.(12). Here

$$\tan\left(\frac{\pi\Omega}{\omega}\right) = \frac{\sqrt{1-q^2}}{q} = \frac{\sqrt{2p(1-\cos\alpha) - p^2(1-\cos\alpha)^2}}{1-p(1-\cos\alpha)}. \quad (21)$$

When $p \ll 1$,

$$\frac{\pi\Omega}{\omega} \simeq \sqrt{2p(1-\cos\alpha)}. \quad (22)$$

The evolution of the wave function is generally given by

$$\begin{aligned} \mathcal{L}^n \begin{pmatrix} 1 \\ 0 \end{pmatrix} &= \mathcal{L}^n \left[c_+ \begin{pmatrix} x_+ \\ y_+ \end{pmatrix} + c_- \begin{pmatrix} x_- \\ y_- \end{pmatrix} \right] \\ &= c_+ e^{i\frac{\pi\Omega}{\omega}n} \begin{pmatrix} x_+ \\ y_+ \end{pmatrix} + c_- e^{-i\frac{\pi\Omega}{\omega}n} \begin{pmatrix} x_- \\ y_- \end{pmatrix}, \end{aligned} \quad (23)$$

where ${}^t(x_{\pm}, y_{\pm})$ are the eigenvectors and c_{\pm} are coefficients. Thus the probability being in the ground state after n periods, $x(2\pi n/\omega)$, is given by

$$\begin{aligned} x(2\pi n/\omega) &= |c_+ x_+ e^{i\frac{\pi\Omega}{\omega}n} + c_- x_- e^{-i\frac{\pi\Omega}{\omega}n}|^2 \\ &= a + b \cos\left(\frac{2\pi\Omega}{\omega}n + \gamma\right). \end{aligned} \quad (24)$$

When $p \ll 1$, $x_+ \simeq x_- \simeq y_+ \simeq -y_- \simeq 1/\sqrt{2}$ and $c_+ \simeq c_-$, $a \simeq b \simeq 1/2$ and $\gamma \ll 1$, which explains the time-evolutions in Fig. 4.

Here let us estimate Ω from $x(\frac{\pi}{\omega})$ and $x(\frac{2\pi}{\omega})$. From Eq.(14) and Eq.(17),

$$x\left(\frac{\pi}{\omega}\right) = p, \quad (25)$$

and

$$x\left(\frac{2\pi}{\omega}\right) = 1 - 2p(1 - \cos\alpha) + O(p^2). \quad (26)$$

Thus

$$R = \frac{1 - x(\frac{2\pi}{\omega})}{x(\frac{\pi}{\omega})} = 2(1 - \cos \alpha). \quad (27)$$

In Fig. 6 we show R estimated from numerical calculations of $x(\pi/\omega)$ and $x(2\pi/\omega)$ for various values of H_0 , which agrees with the H_0 dependence of Ω shown in Fig.5 ($\Omega = \sqrt{pR} \times \omega/2\pi$). In Fig. 5, $\Omega_{\max} = \sqrt{p} \times \omega/\pi$ is shown by a dotted line. We find that $\sqrt{p} \times \omega/\pi$ gives the envelope of $\Omega(H_0)$ and confirm that the relation Eq.(22) holds.

Generally we know neither α nor p . Even in such situation, we can estimate Ω_{\max} by observing Ω for various H_0 and ω . Alternately, from Ω_{\max} , we can estimate p by

$$\Omega_{\max} = \frac{2\omega\sqrt{p}}{\pi}, \quad (28)$$

and therefore also ΔE by making use of the relation Eq.(6). The present analysis is good for any periodic function of $H(t)$, not necessarily $\cos(\omega t)$. We have confirmed the same behavior for a piecewise linear function (i.e., zigzag function) of $H(t)$.

The present oscillation of $M(t)$ is due to the non-adiabatic transition and is a peculiar property of quantum dynamics with time dependent field. The present mechanism is so simple that it would be applicable for many cases where the non-adiabatic transition takes place and that we hope such nontrivial oscillation would be observed in an experiment of nanoscale systems.

The present study is partially supported by the Grant-in-Aid for Scientific Research from the Ministry of Education, Science and Culture.

REFERENCES

- [1] S. Miyashita, J. Phys. Soc. Jpn. **64**, 3207 (1995)
- [2] S. Miyashita, J. Phys. Soc. Jpn. **65**, 2734 (1996)
- [3] H. De Raedt, S. Miyashita, K. Saito, D. García-Pablos, and N.García, unpublished.
- [4] D. García-Pablos, N.García, P. Serena, and H. De Raedt, Phys. Rev. B**53**, 741 (1996)
- [5] D. García-Pablos, N.García, and H. De Raedt, Phys. Rev. B**55**, 931 (1997)
- [6] D. García-Pablos, N.García, and H. De Raedt, Phys. Rev. B**55**, 937 (1997)
- [7] E. M. Chudnovsky, Science **274**, 938 (1996)
- [8] P. C. E. Stamp, Nature **383**, 125 (1996)
- [9] J. R. Friedman and M. P. Sarachik, T. Tejada and R. Ziolo, Phys. Rev. Lett. **76**, 3830 (1996)
- [10] L. Thomas, F. Lioni, R. Ballou, D. Gatteschi, R. Sessoli and B. Barbara, Nature **383**, 145 (1996)
- [11] J. M. Hernandez, X. X. Zhang, F. Luis, and T. Tejada, J. R. Friedman, M. P. Sarachik and R. Ziolo, Phys. Rev. B **55**, 5858 (1997)
- [12] L. Thomas et al., Nature **383**, 145 (1996)
- [13] S. Gider, D. D. Awschalom, T. Douglas, S. Mann and M. Chaparala, Science **268**, 77 (1995)
- [14] L. Landau, Phys. Z. Sowjetunion **2**, 46 (1932)
- [15] C. Zener, Proc. R. Soc. London, Ser. A**137**, 696 (1932)
- [16] E. C. G. Stückelberg, Helv. Phys. Acta **5**, 369 (1932)
- [17] J.-M. Lopez-Castillo, A. Filali-Mouhim and J.-P. Jay-Gerin, J. Chem. Phys. **97**, 1905

(1992)

[18] M. Suzuki, J. Phys. Soc. Jpn. **61**, 3015 (1992)

[19] M. Suzuki, Proc. Japan. Acad. Ser. B **69**, 161 (1993)

FIGURES

FIG. 1. Fig.1 Energy levels for $\gamma = 0.5$.

FIG. 2. Fig.2 Time dependence of magnetization, $M(t)$ is shown by a solid line. $H(t) + 2.5$ is shown by a dotted line.

FIG. 3. Fig.3 Nontrivial oscillation of magnetization $M(t)$. $x(t)$ and $H(t)$ are also shown.

FIG. 4. (a) Time dependences of magnetization for various amplitudes, H_0 . (b) Time dependences of magnetization for various frequencies ω .

FIG. 5. H_0 dependence of Ω . Ω_{\max} is shown by a dotted line.

FIG. 6. H_0 dependence of R .

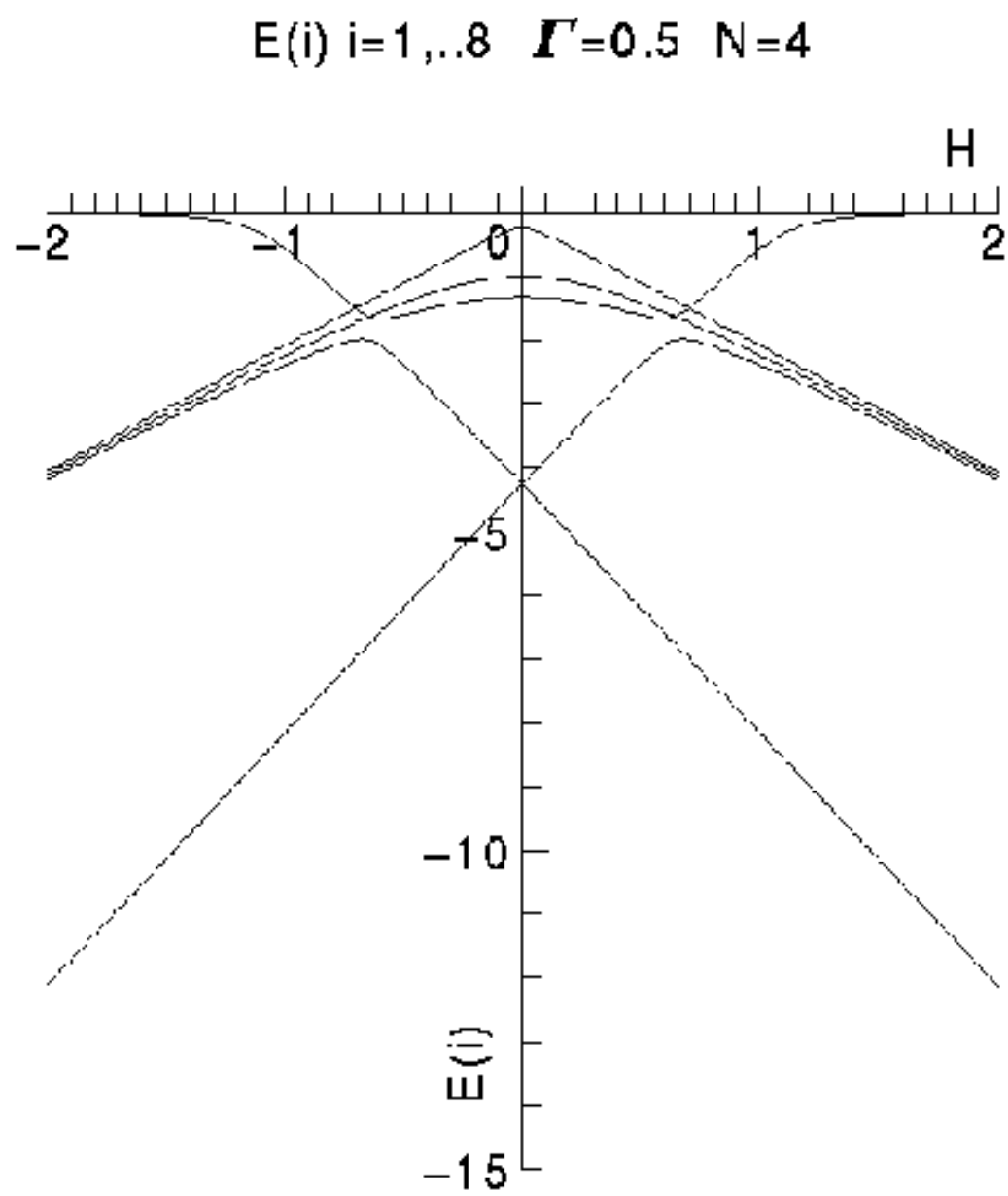


Fig. 1

$$M(t) \quad \Gamma=0.5, \quad \omega=0.2, \quad H_0=0.2$$

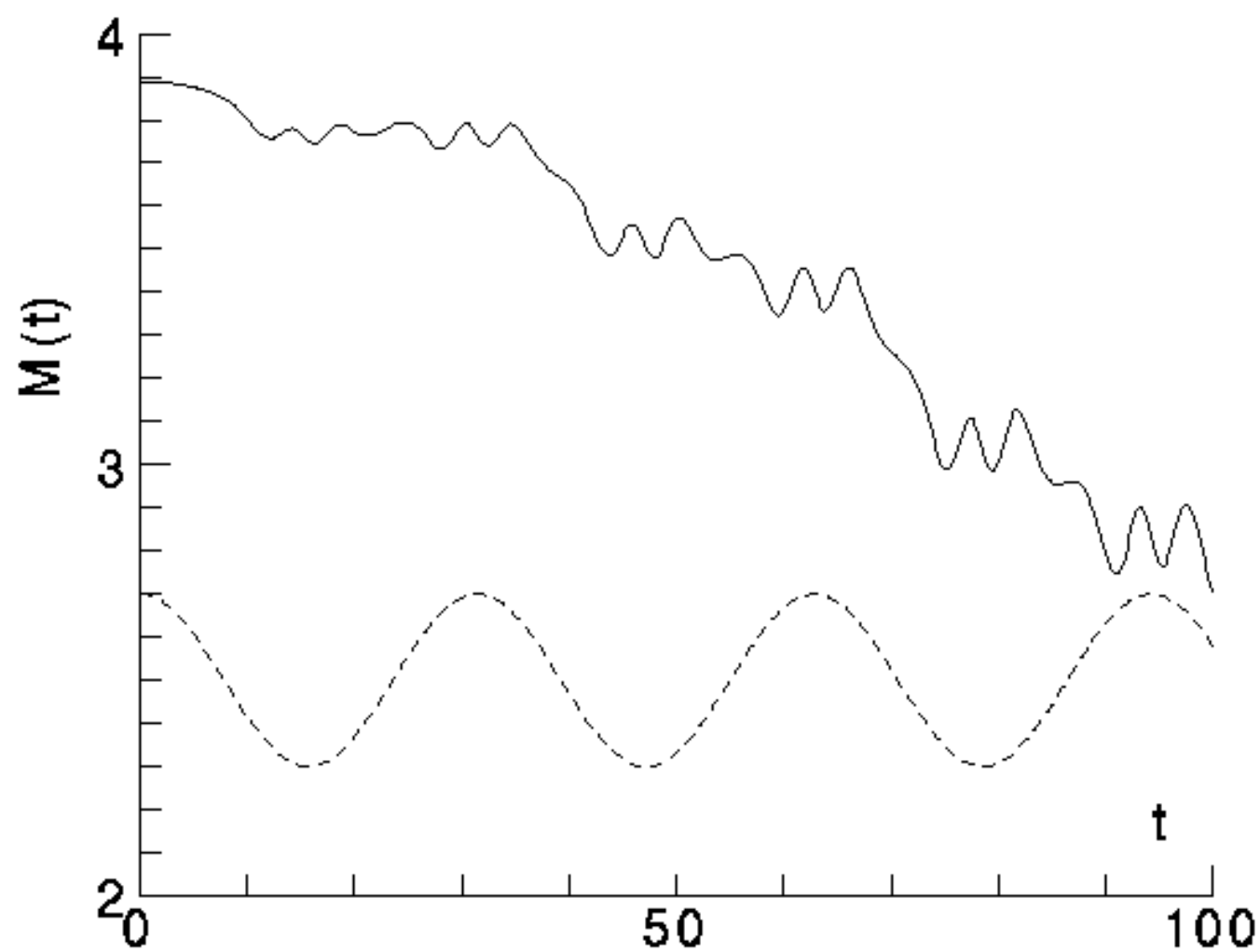


Fig. 2

$$M(t) \quad \Gamma=0.5, \quad \omega=0.2, \quad H_0=0.2$$

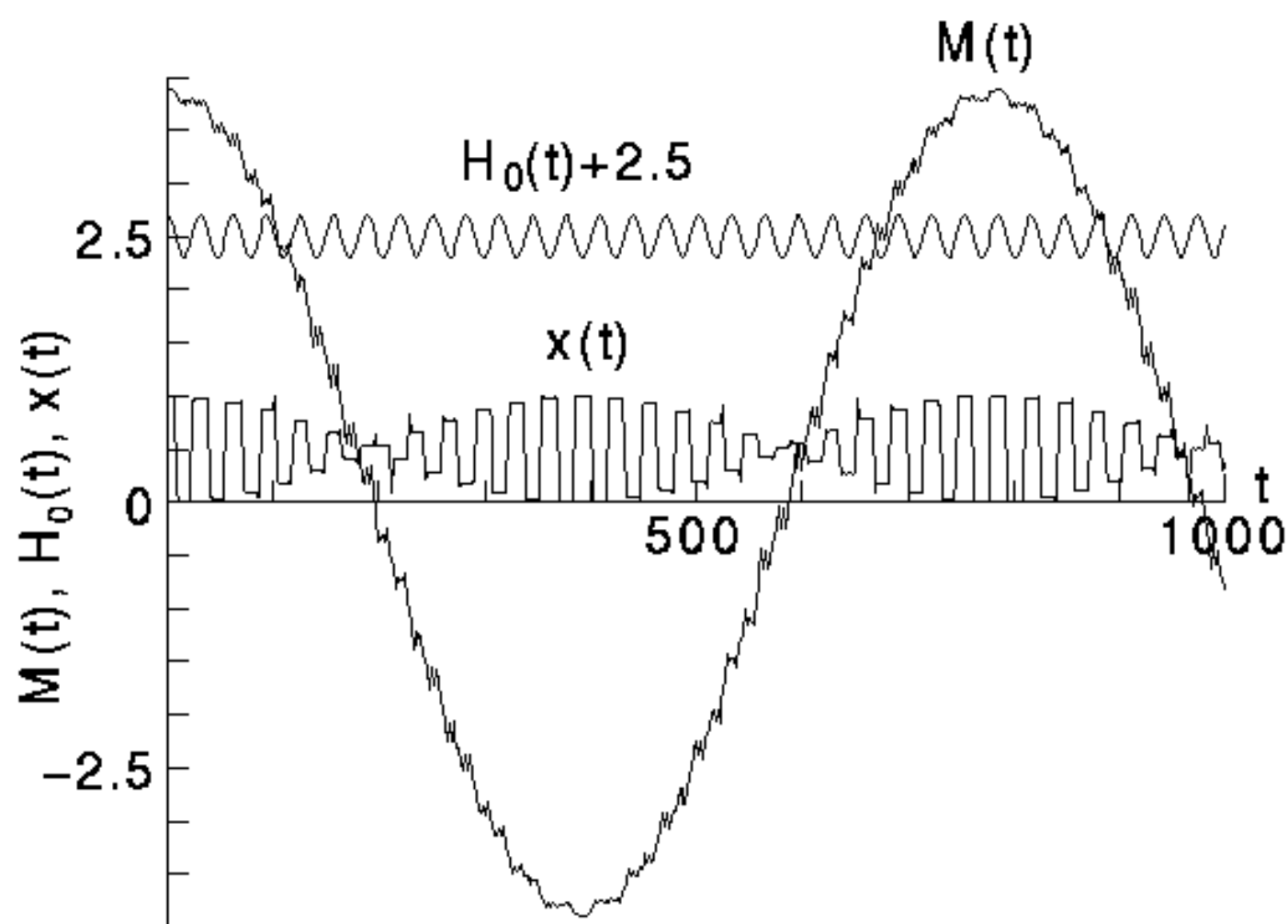


Fig. 3

Resonance $\omega = 0.2$, $H_0 = 0.18, \dots, 0.26$

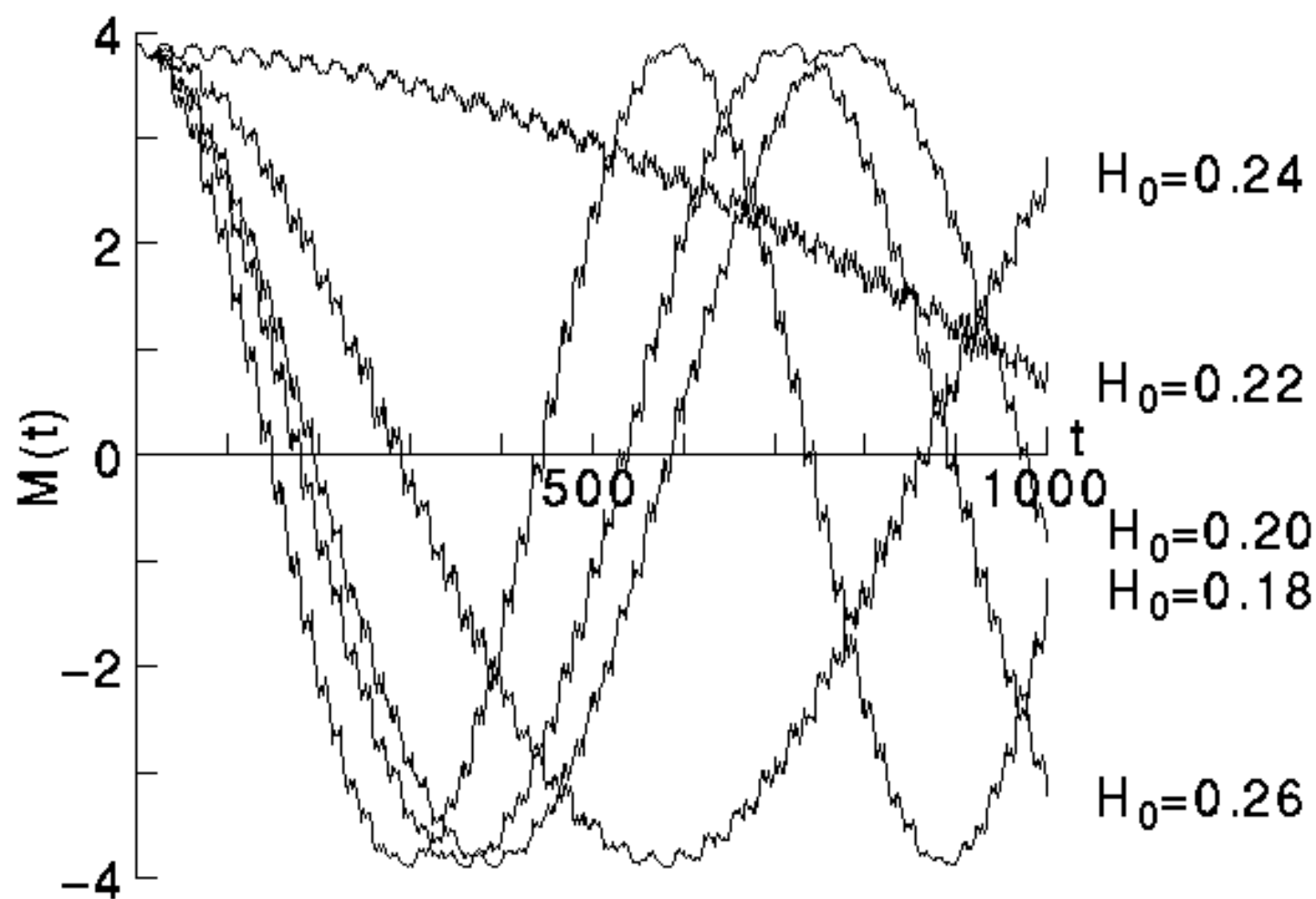


Fig. 4a

Resonance $\omega = 0.1, 0.2, \dots 0.5, H_0 = 0.20$

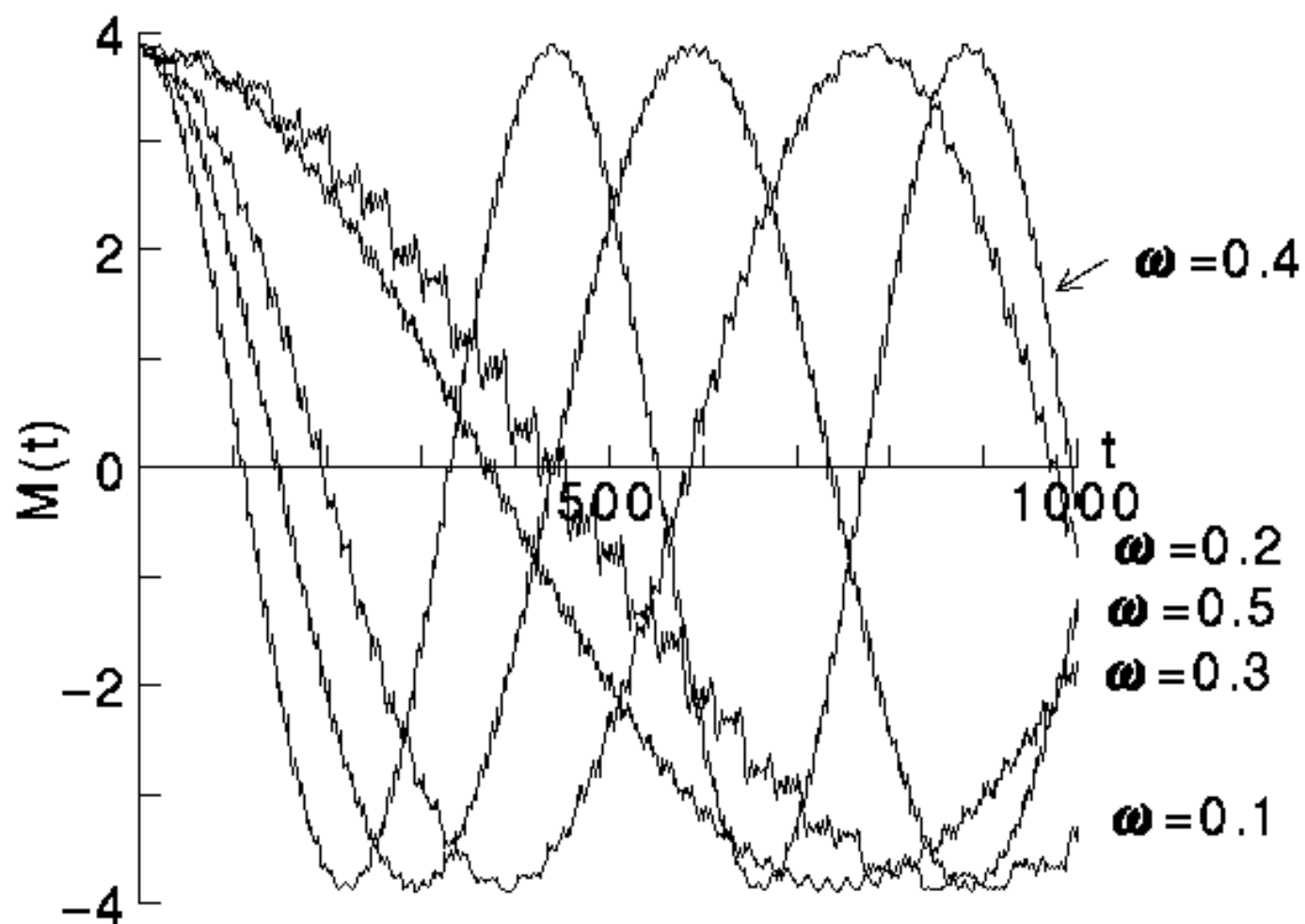


Fig. 4b

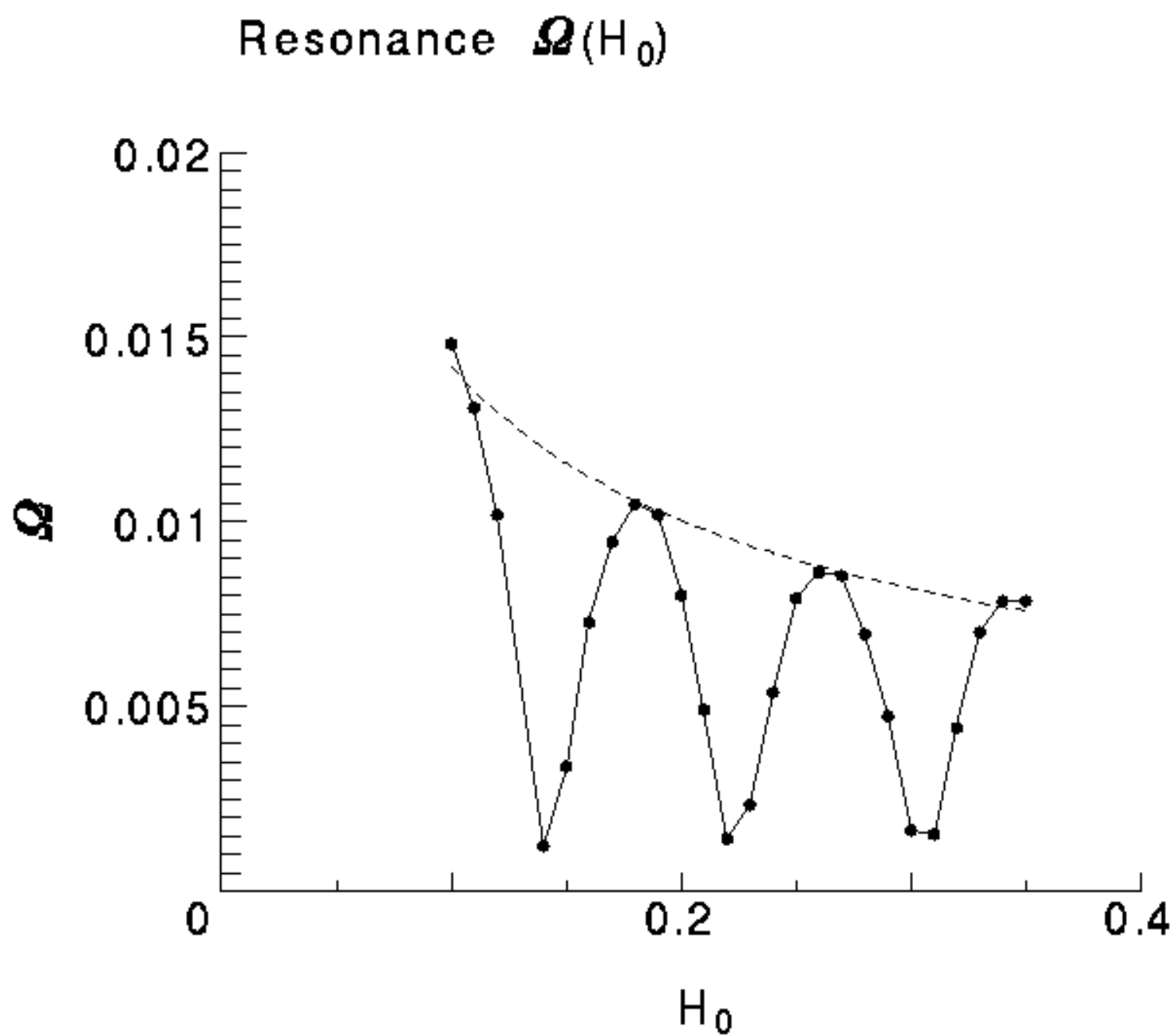


Fig. 5

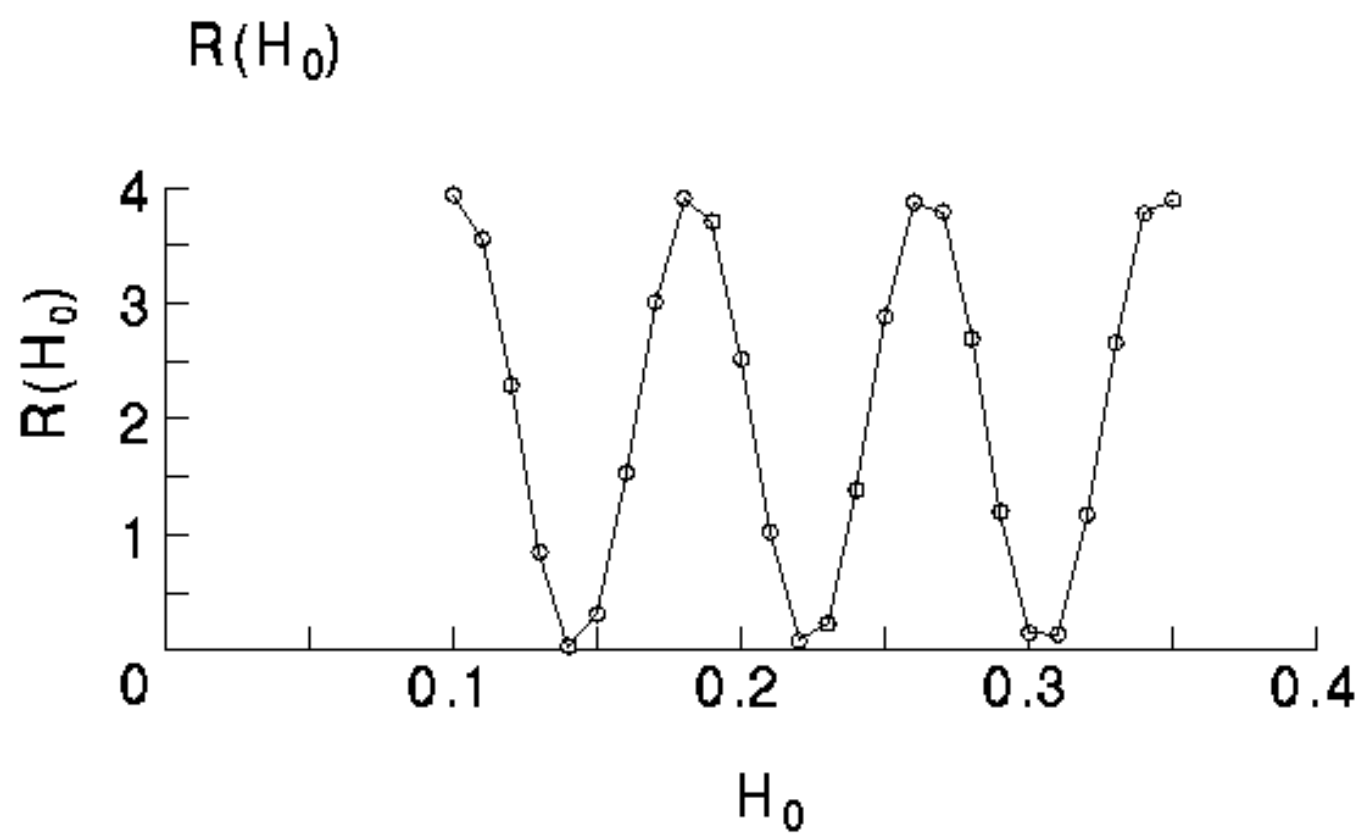


Fig. 6