

Generalized calculation of magnetic coupling constants for Mott-Hubbard insulators: Application to ferromagnetic Cr compounds

S. Feldkemper, W. Weber

Institut für Physik, Universität Dortmund, 44221 Dortmund, Germany

(July 14, 2021)

Using a Rayleigh-Schrödinger perturbation expansion of multi-band Hubbard models, we present analytic expressions for the super-exchange coupling constants between magnetic transition metal ions of arbitrary separation in Mott-Hubbard insulators. The only restrictions are i) all ligand ions are closed shell anions and ii) all contributing interaction paths are of equal length. For short paths, our results essentially confirm the Goodenough-Kanamori-Anderson rules, yet in general there does not exist any simple rule to predict the sign of the magnetic coupling constants. The most favorable situation for ferromagnetic coupling is found for ions with less than half filled d shells, the (relative) tendency to ferromagnetic coupling increases with increasing path length. As an application, the magnetic interactions of the Cr compounds Rb_2CrCl_4 , CrCl_3 , CrBr_3 and CrI_3 are investigated, all of which except CrCl_3 are ferromagnets.

71.10.Fd, 71.20.Be, 75.10.Jm, 75.30.Et, 75.50.Dd

I. INTRODUCTION

The understanding of the magnetic properties of the nonmetallic 3d-transition metal compounds is not satisfying though they have been investigated intensively experimentally and theoretically. In particular there exists only a qualitative understanding of magnitude and sign of the magnetic coupling on the basis of the so-called Goodenough-Kanamori-Anderson (GKA) rules. In this paper we present a more systematic way of calculating the magnetic coupling constants of these materials based on the concept of super-exchange. We also test our methods by applying them to a sub-class of the rare class of ferromagnetic 3d insulators, i.e. to Cr compounds, where the GKA rules apparently do not apply.

In nonmetallic, magnetic 3d-transition metal oxides and halides the spins are localized in the incompletely filled 3d shells of the transition metal sites, hence-forward called magnetic sites. This is a consequence of large correlation effects. They are Mott-Hubbard insulators¹ and are thus described by a Hubbard-type model of the form

$$\begin{aligned}
 H = & \sum_{\alpha, \sigma} \epsilon_i^\alpha \hat{n}_{\alpha\sigma}(i) + \sum_{l, \sigma} \epsilon_l^\tau \hat{n}_{\tau\sigma}(l) \\
 & + \sum_{\substack{\alpha, \tau, \sigma \\ i, l}} [t_{il}^{\alpha\tau} c_{\alpha\sigma}^\dagger(i) c_{\tau\sigma}(l) + h.c.] \\
 & + \sum_{\substack{l, l' \\ \tau, \tau', \sigma}} [t_{ll'}^{\tau\tau'} c_{\tau\sigma}^\dagger(l) c_{\tau'\sigma}(l') + h.c.] \\
 & + \frac{1}{2} \sum_{\substack{\alpha, \beta \\ \sigma, \sigma'}} U_{\alpha\beta} c_{\alpha\sigma}^\dagger(i) c_{\beta\sigma'}^\dagger(i) c_{\beta\sigma'}(i) c_{\alpha\sigma}(i) \\
 & - \frac{1}{2} \sum_{\substack{\alpha \neq \beta \\ \sigma, \sigma'}} I_{\alpha\beta} c_{\alpha\sigma}^\dagger(i) c_{\beta\sigma'}^\dagger(i) c_{\alpha\sigma'}(i) c_{\beta\sigma}(i). \quad (1)
 \end{aligned}$$

Here ϵ_i^α is the energy of a d orbital α at the magnetic site i and ϵ_l^τ that of an orbital τ at the ligand site l . $t_{il}^{\alpha\tau}$ represents the hopping from the orbital α_i to τ_l , $t_{ll'}^{\tau\tau'}$ that from τ_l to $\tau'_{l'}$. $U_{\alpha\beta}$ and $I_{\alpha\beta}$ are Coulomb and exchange interactions at the magnetic sites, respectively. In the atomic limit, $I_{\alpha\beta} < 0$ leads to the first Hund's rule (maximum spin) and $U_{\alpha\alpha} > U_{\alpha\beta}$ to the second Hund's rule (maximum orbital momentum). $\hat{I}_{\alpha\beta} = I_{\alpha\beta} c_{\alpha\sigma}^\dagger(i) c_{\beta\sigma'}^\dagger(i) c_{\alpha\sigma'}(i) c_{\beta\sigma}(i)$ will be called Hund interaction in the following. Its effect is an exchange of spins between orbitals α and β . The application of \hat{I} to symmetric (anti-symmetric) spin-states therefore has the effect of a multiplication with $+(-)I_{\alpha\beta}$. In Eq. (1) we neglect the Coulomb interaction at the ligand ions and between different sites. We will also use the approximation $U_{\alpha\alpha} = U_{\alpha\beta} = U$ and $I_{\alpha\beta} = J_H$. These restrictions could be loosened but we do not expect qualitatively different results. We note that the atomic part of the Hamiltonian (1) has been used very satisfactorily in ligand field theory for, e.g. the interpretation of optical data of such compounds.²

Anderson has introduced the concept of super-exchange where the hopping of spins between the different sites leads to the coupling of the total spins \mathbf{S}_1 and \mathbf{S}_2 of the magnetic sites 1 and 2.³ As is known from experimental results^{4,5} the interaction is described very well by the Heisenberg Hamiltonian

$$H_{\text{eff}} = J_{12} \mathbf{S}_1 \cdot \mathbf{S}_2. \quad (2)$$

The interpretation of the interaction due to kinetic exchange (different from Coulomb exchange) is reflected in the formulation of the GKA rules.⁶ In a simplified version they read

- A) If the hopping of a spin from a singly occupied ζ_1 of the ion M_1 to the singly occupied

orbital ζ_2 of the ion M_2 is possible, the interaction between the spins in ζ_1 and ζ_2 is anti-ferromagnetic.

- B) When a spin can hop from the singly occupied orbital ζ_1 to an unoccupied orbital η of M_2 , a ferromagnetic contribution to the interaction results, which is weaker than the anti-ferromagnetic one from rule A.

With the use of these rules the sign of the coupling constant can be predicted in many cases. Especially, the GKA rules explain why most of the non-metallic 3d-transition-metal compounds do not show a macroscopic magnetic moment. This is related to the fact that orbital ordering is usually needed for a ferromagnetic interaction to occur. One prominent example are the CuF_2 -planes of K_2CuF_4 , where the Jahn-Teller effect causes orbital order, of alternating $z^2 - y^2$ and $z^2 - x^2$ hole orbitals, which completely suppresses the usually dominant anti-ferromagnetic interaction.

However, in many cases the GKA rules are not helpful to decide which one of two competing interactions dominates. Such a case is Rb_2CrCl_4 , where, again due to the Jahn-Teller effect, an analogous orbital ordering as in K_2CuF_4 occurs. Nevertheless, the nearest neighbor, singly occupied $3x^2 - r^2$ and $3y^2 - r^2$ orbitals exhibit a strong anti-ferromagnetic coupling via p_σ ligand orbitals, completely absent in the case of K_2CuF_4 . The fact, therefore, that Rb_2CrCl_4 is also a ferromagnet, is by no means a simple consequence of the GKA rules. Similarly, there is no obvious GKA argument for the fact that the isostructural tri-halides CrBr_3 and CrI_3 are ferromagnets.

In our paper we present a more detailed theory of super-exchange based on the Hamiltonian (1) which allows the calculation of both anti-ferromagnetic and ferromagnetic coupling constants for hopping paths via arbitrarily many ligands.

We test our theory by applying it to the ferromagnetic insulators mentioned above and show that a reasonable choice of parameters in (1) will lead to magnetic coupling constants which agree with experiment both in magnitude and sign.

In section II we use perturbation theory to determine the coupling constants for pairs of d-ions which are linked via an arbitrary number of ligand ions. First we present the interaction of spin- $\frac{1}{2}$ pairs, where the spins are exchanged along a chain of ligands each possessing one unoccupied orbital. We investigate both the direct super-exchange between two singly occupied d orbitals ζ and the two indirect processes where spin-free (empty or doubly occupied) d orbitals at the magnetic sites are involved. We then generalize these results to the case of spin exchange via several paths of the same order - here we distinguish between equivalent and inequivalent paths. Finally we give an expression for the coupling of two d-ions with arbitrary (integral) occupation which are coupled via P different paths with N unoccupied ligands

each. The application of these results to Rb_2CrCl_4 and the Cr tri-halides is discussed in section III.

Throughout the paper we will adopt the hole picture since the ligands usually are anions with a filled p shell.

II. SUPER-EXCHANGE

In perturbation theory the coupling between the total spins \mathbf{S}_1 and \mathbf{S}_2 of two magnetic ions results from the exchange of the spins in the singly occupied orbitals. Since we do not consider spin-dependent interactions like spin-orbit coupling in (1), the spin Hamiltonian is isotropic and in the lowest order we get

$$H_{\text{eff}} = \sum_{\zeta_1 \zeta_2} J_{\zeta_1 \zeta_2} \mathbf{S}_{\zeta_1} \cdot \mathbf{S}_{\zeta_2}. \quad (3)$$

Here, ζ_1 and ζ_2 denote the half-filled orbitals at the sites 1 and 2. Assuming a strong Hund interaction, the ground-state has maximum spin and the replacement

$$\mathbf{S}_{\zeta_i} = \frac{\mathbf{S}_i}{2 < \mathbf{S}_i >} \quad (4)$$

appears to be justified. Eq. (3) can then be written as

$$H_{\text{eff}} = \left(\sum_{\zeta_1 \zeta_2} J_{\zeta_1 \zeta_2} \right) \frac{\mathbf{S}_1 \cdot \mathbf{S}_2}{4 < \mathbf{S}_1 > < \mathbf{S}_2 >} \quad (5)$$

$$= J \frac{\mathbf{S}_1 \cdot \mathbf{S}_2}{4 < \mathbf{S}_1 > < \mathbf{S}_2 >}.$$

We begin with the coupling of spin- $\frac{1}{2}$ pairs. The generalization to pairs with larger total spins is possible with the help of Eq. (5).

We distinguish three cases :

A: Direct interaction of two singly occupied orbitals ζ_1 and ζ_2 without the involvement of another d orbital. In general, the resulting coupling will be anti-ferromagnetic, the coupling constant will therefore be called $J_{\zeta_1 \zeta_2}^A$.

FE: Indirect interaction of ζ_1 and ζ_2 via one or more empty d orbitals η involving the Hund interaction. The coupling constant is always negative and will be called $J_{\zeta_1 \zeta_2}^{FE}$.

FD: Indirect coupling of ζ_1 and ζ_2 via one or more doubly occupied d orbitals μ involving the Hund interaction. The coupling constant is negative, in general, and will be called $J_{\zeta_1 \zeta_2}^{FD}$.

A. super-exchange via one ligand

We first consider the direct coupling of two equivalent magnetic ions 1,2 with singly occupied orbitals ζ_1 , ζ_2 via one ligand with an empty hole orbital, see Fig. 1 a). Fourth order perturbation theory is the lowest contributing order. There exist six possibilities of exchanging the

spins which differ in the sequence of spin exchange. In the following these sequences will be called channels. For each channel three intermediate states m exist. Two of them contain only singly occupied sites (one spin at the ligand and the other at one of the magnetic ions). In the third state the two spins occupy the same ion. The excitation energy of the singly occupied states is the charge transfer energy Δ_{ζ_1} (Δ_{ζ_2}) when the magnetic ion 1 (2) is singly occupied. We have $\Delta_{\zeta_i} = \epsilon^\tau - \epsilon_i^\zeta$, when the ligand is empty, which is the usual case in the hole picture. Note, that when transforming to the electron picture, the numerical value of Δ_{ζ_i} remains unchanged, but the orbital energies ϵ have to be renormalized. If one of the magnetic ions is doubly occupied, the excitation energy is $U \pm (\Delta_{\zeta_1} - \Delta_{\zeta_2})$, if it is the ligand we have $\Delta_{\zeta_1} + \Delta_{\zeta_2}$. The matrix elements between the states are the hopping integrals given by (1) and each channel yields the same factor $(t_{\zeta_1})^2 (t_{\zeta_2})^2$. Note that the energy denominators $(E_0 - E_m)^{-1}$ are negative, but an additional minus sign occurs because of the *exchange* of the spins.

The total contribution of the six channels is

$$J_{\zeta_1 \zeta_2}^{A,1} = \left(\frac{1}{\Delta_{\zeta_1}^2} \frac{1}{U - \omega_{\zeta_1 \zeta_2}} + \frac{1}{\Delta_{\zeta_2}^2} \frac{1}{U + \omega_{\zeta_1 \zeta_2}} \right) + \frac{1}{\Delta_{\zeta_1} + \Delta_{\zeta_2}} \left(\frac{1}{\Delta_{\zeta_1}} + \frac{1}{\Delta_{\zeta_2}} \right)^2 t_{\zeta_1}^2 t_{\zeta_2}^2, \quad (6)$$

with $\omega_{\zeta_1 \zeta_2} = \Delta_{\zeta_2} - \Delta_{\zeta_1}$. t_{ζ_1} (t_{ζ_2}) is the hopping integral between orbitals ζ_1 (ζ_2) and the ligand.

Assuming $\Delta_{\zeta_1} = \Delta_{\zeta_2} = \Delta_L$ in Eq. (6), we obtain the well known expression⁷

$$J_{\zeta_1 \zeta_2}^{A,1} = 2 \frac{t_{\zeta_1}^2 t_{\zeta_2}^2}{\Delta_L^2} \left(\frac{1}{U} + \frac{1}{\Delta_L} \right). \quad (7)$$

With the replacements

$$2 \left(\frac{1}{U} + \frac{1}{\Delta_L} \right) = A_1 \quad (8a)$$

$$\frac{t_{\zeta_1} t_{\zeta_2}}{\Delta_L} = \tilde{t}_{\zeta_1 \zeta_2}^1 \quad (8b)$$

this leads to

$$J_{\zeta_1 \zeta_2}^{A,1} = A_1 (\tilde{t}_{\zeta_1 \zeta_2}^1)^2. \quad (9)$$

\tilde{t}^1 represents the effective hopping from one to the other magnetic ion via the ligand. J^A is always non-negative and leads, because of the Pauli principle, to an anti-parallel ordering of \mathbf{S}_1 and \mathbf{S}_2 .

For the indirect coupling of the spins at the magnetic sites, an intermediate state with a total spin larger than that of the ground state has to be generated at one of the magnetic ions. Thus, there has to exist at least one spin-free orbital (empty or doubly occupied) at this ion, which is the case for most 3d ions except those in high spin d^5

configuration. Then an inter-orbital on-site exchange can take place, leading to a negative coupling constant.

The intermediate high spin state can occur in two ways. *FE*: If the spin-free orbital at the magnetic ion, where the direct exchange takes place, is empty, the spin from the half-filled orbital of the other magnetic ion can hop into it. *FD*: If the spin-free orbital is doubly occupied, one of the spins can hop to the empty ligand, energetically preferred is the one anti-parallel to the ground state spin. Both cases lead to a polarization of the ligand which is parallel to the spin of the magnetic ion in case *FE* and anti-parallel to it in the case *FD*. We will begin with the investigation of *FE*.

We assume a system of two magnetic ions M_1 and M_2 with only one singly occupied orbital ζ and one empty orbital η each. Also, the intermediate ligand is empty, see Fig. 1 b).

There exist only two possibilities for exchanging the spins. For each, the spin from the half filled orbital ζ of one magnetic ion has to migrate to the empty orbital η of the other ion, where the on-site exchange of the spins takes place, leading to the preference of the ferromagnetic state. Simplifying $\Delta_{\zeta_1} = \Delta_{\zeta_2} = \Delta_\zeta$ and $\Delta_{\eta_1} = \Delta_{\eta_2} = \Delta_\eta$ the coupling constant is given by

$$J_{\zeta_1 \zeta_2}^{FE,1} = \frac{J_H}{(U - (\Delta_\zeta - \Delta_\eta))^2 (\Delta_\zeta)^2 [(t_{\zeta_1} t_{\eta_2})^2 + (t_{\zeta_2} t_{\eta_1})^2]}. \quad (10)$$

t_{ζ_i} (t_{η_i}) represents the hopping-integral from the orbital ζ_i (η_i) to the ligand. We note that J^{FE} is proportional to J_H .

Using the simplification $\Delta_\zeta = \Delta_\eta = \Delta_L$ we have

$$J_{\zeta_1 \zeta_2}^{FE,1} = \frac{1}{U \Delta_L^2} \frac{J_H}{U} [(t_{\zeta_1} t_{\eta_2})^2 + (t_{\zeta_2} t_{\eta_1})^2]. \quad (11)$$

With the substitutions

$$FE_1 = \frac{J_H}{U^2} \quad (12a)$$

$$(\tilde{t}_{\zeta_i \eta_j})^2 = \frac{t_{\zeta_i}^2 t_{\eta_j}^2}{\Delta_L^2} \quad (12b)$$

this expression can be written as

$$J_{\zeta_1 \zeta_2}^{FE,1} = J_{\zeta_1 \zeta_2, \eta_2}^{FE,1} + J_{\zeta_1 \zeta_2, \eta_1}^{FE,1} = FE_1 [(\tilde{t}_{\zeta_1 \eta_2})^2 + (\tilde{t}_{\zeta_2 \eta_1})^2]. \quad (13)$$

J^{FE} contains two different hopping contributions, each of which is independent of the orbital ζ of that site where the Hund interaction takes place. J^{FE} is non-positive and leads to a parallel orientation of the spins \mathbf{S}_1 and \mathbf{S}_2 . This mechanism has been proposed by GKA to explain the occurrence of ferromagnetic coupling in non-metallic

compounds.⁶ Yet, since $|FE_1| \ll A_1$, it is necessary that $\tilde{t}_{\zeta_1\zeta_2}^1$ of Eq. 8 disappears or is very small at least.

For case *FD* we consider a system of two equivalent magnetic ions M_1 and M_2 with one singly occupied orbital ζ and one doubly occupied orbital μ each, see Fig. 1 c). As above, the ligand is empty.

In contrast to case *FE* there are now 22 ($= 2 \cdot 11$) channels, instead of two, all leading to a ferromagnetic coupling. The main difference between the channels is whether the spin of ζ or one of the spins of μ first hops to the ligand. Putting $\Delta_{\zeta_i} = \Delta_\zeta$ and $\Delta_{\mu_i} = \Delta_\mu$

$$J_{\zeta_1\zeta_2}^{FD,1} = J_H \left[\frac{2}{\Delta_\zeta \Delta_\mu (\Delta_\zeta + \Delta_\mu)} \left(\frac{1}{\Delta_\mu} + \frac{1}{\Delta_\zeta + \Delta_\mu} \right) + \frac{1}{(\Delta_\mu)^2 (\Delta_\zeta + \Delta_\mu)} \left(\frac{2}{\Delta_\mu} + \frac{1}{\Delta_\zeta + \Delta_\mu} \right) + \frac{1}{(\Delta_\mu)^2 (U + \Delta_\zeta - \Delta_\mu)} \left(\frac{2}{\Delta_\mu} + \frac{1}{U + \Delta_\zeta - \Delta_\mu} \right) + \frac{1}{(\Delta_\zeta)^2 (\Delta_\zeta + \Delta_\mu)^2} \right] [(t_{\zeta_1} t_{\mu_2})^2 + (t_{\zeta_2} t_{\mu_1})^2]. \quad (14)$$

A further simplification is obtained when we put $\Delta_\zeta = \Delta_\mu = \Delta_L$. Then

$$J_{\zeta_1\zeta_2}^{FD,1} = J_H \left[\frac{1}{\Delta_L^3} \left(\frac{3}{\Delta_L} + \frac{2}{U} \right) + \frac{1}{\Delta_L^2 U^2} \right] [(t_{\zeta_1} t_{\mu_2})^2 + (t_{\zeta_2} t_{\mu_1})^2] \\ = J_{\zeta_1\zeta_2, \mu_2}^{FD,1} + J_{\zeta_1\zeta_2, \mu_1}^{FD,1} \\ = FD_1 [(\tilde{t}_{\zeta_1\mu_2})^2 + (\tilde{t}_{\zeta_2\mu_1})^2]. \quad (15)$$

Here, we have put

$$FD_1 = \frac{J_H}{U} \left(\frac{1}{U} + \frac{2}{\Delta_L} + \frac{3U}{\Delta_L^2} \right) \quad (16a)$$

$$(\tilde{t}_{\zeta_i\mu_j})^2 = \frac{t_{\zeta_i}^2 t_{\mu_j}^2}{\Delta_L^2}. \quad (16b)$$

$J^{FD,1}$ is non-positive and therefore leads to a parallel orientation of the spins. The expression is quadratic in the effective hopping-integrals \tilde{t} and the factor FD_1 is positive ($U, \Delta_L > 0$). The coupling constants $J_{\zeta_1\zeta_2, \mu_i}^{FD,1}$ are independent of the orbital ζ of the Hund interaction site. We note that $FD_1 > FE_1$. As a consequence, the ferromagnetic interaction should be more favorable for cases of a doubly occupied d orbital than for those of empty ones. This has already been pointed out by Anderson.⁸

B. super-exchange via N ligands

In the following we consider the interaction via N unoccupied ligands with one orbital each. We will assume hopping only between nearest neighbors along the chain

of $N + 2$ atoms and we investigate again the cases *A*, *FE* and *FD*.

Case *A* requires a perturbation expansion up to order $2(N + 1)$. There are $\binom{2(N+1)}{N+1}$ possibilities (channels) to exchange the spins. To take account of all channels we use a simple method to generate them. For this purpose each channel will be written as a sequence of numbers

$$(p_1 p_2 \dots p_{N+1} | p_{N+2} \dots p_{2N+1} p_{2N+2}) \quad (17)$$

which represents the order of the hopping. Here p_1 stands for the hopping from M_1 to the first ligand, p_2 for the hopping from the first to the second ligand, p_{N+1} for the hopping from the last ligand to M_2 , p_{N+2} for the hopping back from M_2 to the N th ligand, see Fig. 2. The arrangement of the numbers in this sequence has to fulfill the restriction that the left as well as the right half must contain numbers of increasing magnitude. In the case of an expression of sixth order the numbers 1 to 6 have to be distributed. Therefore a possible sequence is

$$(1\ 2\ 4 | 3\ 5\ 6). \quad (18)$$

First a spin from M_1 hops to the first ligand (1) and from there to l_2 (2). Then the spin from M_2 hops to l_2 (3) such that the two spins meet at l_2 . Next M_2 becomes singly occupied again (4). The last two processes are the hopping from l_2 to l_1 (5) and then back to M_1 (6). Not possible is the sequence

$$(3\ 5\ 6 | 2\ 1\ 4), \quad (19)$$

since the ligands are empty and thus the hopping from l_2 to l_1 cannot occur first.

With the simplification $\Delta_{\zeta_1} = \Delta_{\zeta_2}$ we find

$$J_{\zeta_1\zeta_2}^{A,N} = A_N (\tilde{t}_{\zeta_1\zeta_2}^N)^2. \quad (20)$$

Here

$$A_N = 2 \left(\frac{1}{U} + \sum_{k=1}^N \frac{1}{\Delta_{l_k}} \right) \quad (21a)$$

$$(\tilde{t}_{\zeta_1\zeta_2}^N)^2 = \frac{(t_{\zeta_1 l_1})^2 (\prod_{k=1}^{N-1} t_{l_k l_{k+1}})^2 (t_{l_N \zeta_2})^2}{(\prod_{k=1}^N \Delta_{l_k})^2}. \quad (21b)$$

The structure of Eq. 21 is the same as that of Eq. 9 for ligand. Again, $J^{A,N}$ is the product of a non-negative hopping-term and a positive energy factor A_N . Thus we have anti-ferromagnetic coupling. Comparing A_N with A_1 indicates that $J^{A,N}$ is reduced as compared to $J^{A,1}$, because $\tilde{t}^N < \tilde{t}^1$. For large N this is partly compensated by $A_N > A_1$.

Case *FE* involving an empty M orbital, can be handled in the same way. Nevertheless the structure of the sequences is somewhat different since the Hund interaction has to be taken into account. The sequences contain $2N + 3$ numbers which are ordered as follows

$$(p_1 p_2 \dots p_{N+1} | p_{N+2} | p_{N+3} \dots p_{2N+3}). \quad (22)$$

The central number indicates when the Hund interaction at a specific magnetic ion (either M_1 or M_2), takes place, see Fig. 2. There is an additional restriction for the ordering of the p_λ . Both the series $p_1 \dots p_{N+1}$ and $p_{N+3} \dots p_{2N+3}$ as well as the triple $p_{N+1} | p_{N+2} | p_{N+3}$ have to contain numbers of increasing size. For this reason there is only one channel left. When two ligands are present this is

$$(1\ 2\ 3 | 4 | 5\ 6\ 7). \quad (23)$$

Then, the interaction constant is given by

$$J_{\zeta_1 \zeta_2}^{FE,N} = J_{\zeta_1 \zeta_2, \eta_2}^{FE,N} + J_{\zeta_1 \zeta_2, \eta_1}^{FE,N} = FE_N [(\tilde{t}_{\zeta_1 \eta_2}^N)^2 + (\tilde{t}_{\zeta_2 \eta_1}^N)^2]. \quad (24)$$

With $\Delta_\zeta \approx \Delta_\eta$ we have

$$FE_N = FE_1 = \frac{J_H}{U^2} \quad (25a)$$

$$\tilde{t}_{\zeta_i \eta_j}^N = \frac{t_{\zeta_i l_1} \prod_{k=1}^{(N-1)} t_{l_k l_{k+1}} t_{l_N \eta_j}}{\prod_{k=1}^N \Delta_{l_k}}. \quad (25b)$$

$J_{\zeta_1 \zeta_2, \eta_1}^{FE,N}$ is non-positive and, because of $FE_N = FE_1$, it is much smaller than $J_{\zeta_1 \zeta_2, \eta_1}^{FE,1}$ for large N , since $\tilde{t}^N \ll \tilde{t}^1$. There is no compensation from an increasing number of channels.

Case FD : Here we find a rapidly growing number of channels. In sixth order these are 142. For this reason we restrict our investigation to the case of equivalent ($\Delta_{l_k} = \Delta \ \forall k$) ligands in the chain.

The sequences introduced in Eq. 22 can also be used here. Yet the restrictions are modified. The series $p_1 \dots p_{N+1}$ and $p_{N+3} \dots p_{2N+3}$ have to contain numbers of increasing magnitude, while the center triple $p_{N+1} | p_{N+2} | p_{N+3}$ now contains numbers of descending size.

In this situation the coupling constant is (using $\Delta_\zeta \approx \Delta_\mu \approx \Delta$)

$$J_{\zeta_1 \zeta_2}^{FD,N} = J_{\zeta_1 \zeta_2, \mu_2}^{FD,N} + J_{\zeta_1 \zeta_2, \mu_1}^{FD,N} = FD_N [(\tilde{t}_{\zeta_1 \mu_2}^N)^2 + (\tilde{t}_{\zeta_2 \mu_1}^N)^2]. \quad (26)$$

Here

$$FD_N = \frac{J_H}{U} \left[\frac{1}{U} + 2N \frac{1}{\Delta} + N(2N+1) \frac{U}{\Delta^2} \right] \quad (27a)$$

$$\tilde{t}_{\zeta_i \mu_j}^N = \frac{t_{\zeta_i l_1} \prod_{k=1}^{(N-1)} t_{l_k l_{k+1}} t_{l_N \mu_j}}{\Delta^N}. \quad (27b)$$

$J_{\zeta_1 \zeta_2}^{FD,N}$ is non-positive as is $J^{FD,1}$. As it contains terms of order N^2 it will compensate the decreasing magnitude of the hopping terms \tilde{t}^N , even more than for the case A .

The structure of FD_N can be made plausible by comparison with A_N . The perturbation series that was needed to calculate J^A has the order $2N+2$, when N ligands are present, i.e. it contains products of $2N+2$ factors. The corresponding ferromagnetic interaction additionally includes the Hund interaction in first order. This factor can be introduced at $2N+1$ positions into the product of $(2N+2)$ factors. In case of a U -channel in A_N , i.e. when the spins meet at a magnetic ion, there is only one term of order U^{-2} , i.e. for $p_{N+2} = 2N+1$. The other $2N$ cases lead to terms of order $(U\Delta)^{-1}$. Then there are N ligand channels, here each of the $2N+1$ terms give the same contribution of order Δ^{-2} .

We have restricted the discussion of the coupling via more than one ligand to the case of ligands of the same type, i.e. they are either all anions or all cations. The generalization to the case of mixed-type paths remains work to be done.

C. super-exchange via various paths

So far we have discussed the super-exchange via one path. But clearly several paths of the same order can exist along which the spins can be exchanged. A schematic view of this situation is shown in Fig. 3.

We distinguish between equivalent and non-equivalent paths. Paths p and p' are called equivalent when $Q^p = Q^{p'}$ holds, with $Q^p = A_N^p, FE_N^p$ or FD_N^p . The additional paths can arise by introducing further ligand orbitals or by adding further ligand atoms.

The interaction constant for a multi-path system is calculated by combining the contributions of the individual paths. The exchange takes place in two different ways. The first one is the use of only one path, forth and back, as before. The second one is a ring exchange using two different paths forth and back.⁹

Again we consider the direct coupling of two half filled orbitals for the cases A , FE and FD . Altogether we find the following expressions

$$J_{\zeta_1 \zeta_2}^{A,N}(P) = \frac{1}{2} \sum_{p,p'=1}^P (A_N^p + A_N^{p'}) \tilde{t}_{\zeta_1 \zeta_2}^{N,p} \tilde{t}_{\zeta_1 \zeta_2}^{N,p'} \quad (28a)$$

$$J_{\zeta_1 \zeta_2}^{FE,N}(P) = \frac{1}{2} \sum_{p,p'=1}^P (FE_N^p + FE_N^{p'}) [\tilde{t}_{\zeta_1 \eta_2}^{N,p} \tilde{t}_{\zeta_1 \eta_2}^{N,p'} + \tilde{t}_{\zeta_2 \eta_1}^{N,p} \tilde{t}_{\zeta_2 \eta_1}^{N,p'}] \quad (28b)$$

$$J_{\zeta_1 \zeta_2}^{FD,N}(P) = \frac{1}{2} \sum_{p,p'=1}^P (FD_N^p + FD_N^{p'}) [\tilde{t}_{\zeta_1 \mu_2}^{N,p} \tilde{t}_{\zeta_1 \mu_2}^{N,p'} + \tilde{t}_{\zeta_2 \mu_1}^{N,p} \tilde{t}_{\zeta_2 \mu_1}^{N,p'}]. \quad (28c)$$

P denotes the number of paths.

If $Q^p = Q \forall p$ the corresponding expressions for J_Q are quadratic in the effective hopping-integrals.

$$J_{\zeta_1 \zeta_2}^{A,N}(P) = A_N \left(\sum_{p=1}^P \tilde{t}_{\zeta_1 \zeta_2}^{N,p} \right)^2 \quad (29a)$$

$$J_{\zeta_1 \zeta_2}^{FE,N}(P) = FE_N \left[\left(\sum_{p=1}^P \tilde{t}_{\zeta_1 \eta_2}^{N,p} \right)^2 + \left(\sum_{p=1}^P \tilde{t}_{\zeta_2 \eta_1}^{N,p} \right)^2 \right] \quad (29b)$$

$$J_{\zeta_1 \zeta_2}^{FD,N}(P) = FD_N \left[\left(\sum_{p=1}^P \tilde{t}_{\zeta_1 \mu_2}^{N,p} \right)^2 + \left(\sum_{p=1}^P \tilde{t}_{\zeta_2 \mu_1}^{N,p} \right)^2 \right] \quad (29c)$$

In all above cases the existence of several equivalent paths only leads to a new effective hopping $T_{\alpha\beta}^{P,N} = \sum_{p=1}^P \tilde{t}_{\alpha\beta}^{N,p}$. In particular the sign of the coupling constant remains unchanged, though the effective hopping T and thus the coupling may vanish when an appropriate set of parameters is chosen.

In case where the different paths are inequivalent this can lead to a ferromagnetic coupling resulting from direct super-exchange as has been discussed in a previous paper.¹⁰

D. total interaction

The total interaction J of two magnetic ions with total spins \mathbf{S}_1 and \mathbf{S}_2 is obtained from Eq. (5) as the sum of the interaction of the half-filled orbitals

$$J = \sum_{\zeta_1 \zeta_2} J_{\zeta_1 \zeta_2}, \quad (30)$$

where

$$J_{\zeta_1 \zeta_2} = J_{\zeta_1 \zeta_2}^A + \sum_{\eta_1} J_{\zeta_1 \zeta_2, \eta_1}^{FE} + \sum_{\eta_2} J_{\zeta_1 \zeta_2, \eta_2}^{FE} + \sum_{\mu_1} J_{\zeta_1 \zeta_2, \mu_1}^{FD} + \sum_{\mu_2} J_{\zeta_1 \zeta_2, \mu_2}^{FD}. \quad (31)$$

Here \sum_{η_i} runs over all relevant unoccupied orbitals of M_i , \sum_{μ_i} over the doubly occupied respectively. Then it follows

$$J = \sum_{\zeta_1 \zeta_2} \left[J_{\zeta_1 \zeta_2}^A + \sum_{\eta_1} J_{\zeta_1 \zeta_2, \eta_1}^{FE} + \sum_{\eta_2} J_{\zeta_1 \zeta_2, \eta_2}^{FE} + \sum_{\mu_1} J_{\zeta_1 \zeta_2, \mu_1}^{FD} + \sum_{\mu_2} J_{\zeta_1 \zeta_2, \mu_2}^{FD} \right] \quad (32)$$

$$= \sum_{\zeta_1 \zeta_2} J_{\zeta_1 \zeta_2}^A + N_{\zeta_1} \sum_{\eta_1 \zeta_2} J_{\zeta_1 \zeta_2, \eta_1}^{FE} + N_{\zeta_2} \sum_{\zeta_1 \eta_2} J_{\zeta_1 \zeta_2, \eta_2}^{FE} + N_{\zeta_1} \sum_{\mu_1 \zeta_2} J_{\zeta_1 \zeta_2, \mu_1}^{FD} + N_{\zeta_2} \sum_{\zeta_1 \mu_2} J_{\zeta_1 \zeta_2, \mu_2}^{FD}.$$

The factors N_{ζ_i} , denoting the number of singly occupied orbitals at M_i , result from the assumption of an orbital-independent on-site exchange.

We will use equation (32) to calculate the coupling constants of two magnetic ions with arbitrary (integral) occupation which are coupled via unoccupied ligands in the frame of a Hubbard-model. We note that we are restricted to the case that all contributing paths are of the same order.

III. FERROMAGNETIC COMPOUNDS

In this section we apply our theory to selected insulating ferromagnets, i.e. to Rb_2CrCl_4 and the Cr tri-halides CrCl_3 , CrBr_3 and CrI_3 . In none of these cases an obvious argument along the GKA rules can be found for the occurrence of ferromagnetism.

A. Rb_2CrCl_4

This compound is a quasi-two-dimensional ferromagnet with a Curie temperature $T_C = 52.4$ K.¹¹ Values of $J_{\parallel} = -1.04 \cdot 10^{-2}$ eV and $\frac{J_{\parallel}}{J_{\perp}} = 3 \cdot 10^{-4}$ are reported.¹¹ The moments lie in the CrCl_2 -planes and are almost parallel.^{11,12}

The crystal structure is analogous to that of K_2CuF_4 . The parent structure is of K_2NiF_4 -type, a body centered tetragonal lattice with $a = b = 5.086$ Å and $c = 15.72$ Å.¹² The Cl^- ligands form an almost perfect octahedron around the Cr^{2+} ions; yet, because of the d^4 configuration, a strong Jahn-Teller distortion takes place in order to remove the degeneracy of the e_g -orbitals, singly occupied in Cr^{2+} . The distortion leads to elongation of the ligand cage along the y and x axes, respectively, and correspondingly to contractions in the zx and zy planes, respectively.¹² The same distortions are found in K_2CuF_4 .¹³ Yet there is one important difference. While for K_2CuF_4 (d^9 configuration of Cu^{2+}) with its occupied d holes of alternatingly $z^2 - x^2$ and $z^2 - y^2$ type, the GKA rules can be applied in an obvious manner (the hopping between those orbitals is identically zero by symmetry, and ferromagnetism results), no such rules apply for the occupied e_g -orbitals of the Cr^{2+} ions which are of $3y^2 - r^2$ and $3x^2 - r^2$ type, respectively. This orbital order has been established by neutron measurements.¹⁴ Consequently, σ -type hopping is possible between neighboring orbitals. In addition, there exists π -type hopping between the singly occupied t_{2g} -orbitals. All these hopping processes favor an anti-ferromagnetic coupling. Nevertheless, the planar coupling is ferromagnetic. We

note that K_2CuF_4 and Rb_2CrCl_4 also show ferromagnetic coupling along the c -direction.

In the hole picture for Cr^{2+} , one of the e_g -orbitals is doubly occupied. The other one is singly occupied (as are the t_{2g} -orbitals) and alternates due to the orbital ordering. When we define the hole state by

$$g(\theta) = \cos\theta|x^2 - y^2\rangle + \sin\theta|3z^2 - r^2\rangle, \quad (33)$$

we have values of $\theta_{1,2} = \pm\frac{\pi}{6}$. Then we find for the anti-ferromagnetic and the ferromagnetic contributions to the intra-planar coupling

$$\begin{aligned} J_{\parallel}^A &= \sum_{\zeta_1\zeta_2} J_{\zeta_1\zeta_2}^A \\ &= \frac{1}{\Delta_{Cl}^2} A_1(Cl) \left(2(pd\pi)^4 + \frac{1}{16}(pd\sigma)^4 \right) \end{aligned} \quad (34a)$$

$$\begin{aligned} J_{\parallel}^F &= N_{\zeta_1} \sum_{\zeta_2\mu_1} J_{\zeta_1\zeta_2,\mu_1} + N_{\zeta_2} \sum_{\zeta_1\mu_2} J_{\zeta_1\zeta_2,\mu_2} \\ &= \frac{3}{2} FD_1(Cl) \frac{(pd\sigma)^4}{(\Delta_{Cl})^2}. \end{aligned} \quad (34b)$$

Here, ζ denotes the singly occupied d-orbitals xy , yz , zx and $g(\theta_{1,2})$. For simplicity we have put $\Delta_{\zeta} = \Delta$, i.e. we have ignored the level splitting of the t_{2g} and e_g orbitals. The total coupling is given by

$$\begin{aligned} J_{\parallel} &= \frac{1}{\Delta_{Cl}^2} \left[4 \left(\frac{1}{U} + \frac{1}{\Delta_{Cl}} \right) (pd\pi)^4 \right. \\ &\quad + \frac{1}{8} \left(\frac{1}{U} + \frac{1}{\Delta_{Cl}} \right) (pd\sigma)^4 \\ &\quad \left. + \frac{3}{2} \frac{J_H}{U} \left(\frac{1}{U} + \frac{2}{\Delta_{Cl}} + 3 \frac{U}{\Delta_{Cl}^2} \right) (pd\sigma)^4 \right]. \end{aligned} \quad (35)$$

The first two terms represent J^A , where the first one, containing the factor $(pd\pi)^4$, represents the coupling due to the t_{2g} orbitals. When we assume the ‘canonical’ ratio $pd\pi/pd\sigma \approx -0.4$, the t_{2g} orbitals contribute less than 1/3 to J^A . Note that any mixed terms $(pd\sigma)^2(pd\pi)^2$ etc. do not exist, since the e_g and t_{2g} orbitals are decoupled by symmetry. The third term represents J^F , which contains a factor $J_H/U \approx -0.1$. Yet, on the other hand, the geometry of the σ -hopping provides a factor 3/2 (compared to 1/8 in term 2). In addition, the large number of channels in FD_2 leads to a reduction of the effective energy denominator by approximately a factor of 2.

As a consequence, a net ferromagnetic coupling is obtained. This result is rather stable, when energy and hopping parameters are varied within reasonable limits. We note that this situation may change, when further octahedral distortions occur which mix the t_{2g} and e_g orbitals. Probably, there exists an easy axis single ion anisotropy, favoring spin alignments either along the y or the x axis. The ferromagnetic nearest neighbor coupling will then produce the almost complete alignment of spins.

For the related case of KCrF_3 , with the same structure of Cr planes as in Rb_2CrCl_4 suggesting the same orbital structure of the Cr ions, the puzzle of ferromagnetic intra-planar coupling has been studied previously by other researchers.^{15,16} They have assumed direct hopping between the magnetic sites and have suggested that values of $\theta \approx \frac{\pi}{4}$ should occur, in contrast to the findings in Rb_2CrCl_4 , which yield $\theta = \frac{\pi}{6}$.¹⁴ Note that the neglect of ligand orbitals strongly reduces the number of ferromagnetic channels - there is only one left as $FD_0 = FE_0$ holds. The coupling J^A , which vanishes only for $\theta = \frac{\pi}{3}$, is relatively large for $\theta = \frac{\pi}{6}$ and wins over FD_0 . A further, even more questionable consequence is the fact that, neglecting the ligands, the energy change due to the octahedral distortion is of the same order as the magnetic interaction. When the ligands are included, the energy gain due to the Jahn-Teller distortion dominates over any magnetic energies. An analogous d^4 system with planar ferromagnetic coupling is LaMnO_3 . Again we think that simplified coupling estimates neglecting the ligands are not appropriate.¹⁷

An analysis of the inter-planar coupling has not been performed. On the one hand our formalism is not applicable to the situation with occupied and unoccupied ligands. On the other hand the number of spins is large (16 in the hole picture) such that a numerical calculation is very extensive. But we expect a similar behavior as in K_2CuF_4 , where a reduction of J^A due to destructive interference with a possible sign change and a more or less unmodified J^F was obtained.¹⁰ Furthermore, for Rb_2CrCl_4 the spin-free orbital is doubly occupied and therefore the case FD holds, which always leads to larger ferromagnetic coupling than the case FE .

B. CrHa_3 ($\text{Ha} = \text{Cl}, \text{Br}, \text{I}$)

The Cr tri-halides with rhombohedral symmetry ($R\bar{3}$) contain two formula units per trigonal unit cell. The two Cr atoms occupy equivalent positions, so do all six halide atoms. They form triple layers Ha-Cr-Ha which are stacked along the c -axis. In the central Cr layer, the Cr atoms form a honeycomb lattice like a single layer of graphite. It is helpful to view this plane as a closed packed triangular arrangement of two Cr atoms (I and II) and of a vacancy V in the center of the honeycomb. Both the Cr atoms and the vacancy are surrounded by edge sharing octahedra of halide atoms. As a result, the two halide planes above and below are closed packed triangular layers with a stacking sequence A-B (see Fig. 4). The triple layers are now repeated along c in such a way that the vacancies V successively shift by $\frac{1}{3}(\mathbf{a} - \mathbf{b} + \mathbf{c})$, where \mathbf{a} and \mathbf{b} are the basal plane lattice vectors ($a = b$, $\mathbf{a} \cdot \mathbf{b} = -\frac{1}{2}$) and \mathbf{c} is the c axis vector of the corresponding hexagonal unit cell. The motion of V from positions A to B to C to A (see Figs. 4 and 5) leads to a packing of

the halide planes along c of the form A-(Cr)-B-(empty)-A-(Cr)-B-(empty)-A-(Cr)-B etc. As a consequence, the interlayer space B-(empty)-A also consists of halide octahedra. One can define a perfect octahedral closed packed halide lattice by requiring that all octahedra are regular (rhombohedral angle $\alpha = 60^\circ$). This would lead to the same separation of A and B planes whether or not a Cr layer is intercalated. It is clear however that the inter-planar distances are quite different, see Tab. III. The lattice parameters of the Cr tri-halides are given in Tab. II, some relevant atomic separations are listed in Tab. III. Note that for our calculations of magnetic coupling constants it was advantageous to start from an ‘ideal’ rhombohedral lattice by assuming regular octahedra around the Cr atoms. In the real lattice, there exists a compression of the octahedra enclosing the Cr plane. As a result, the octahedra surrounding the empty layer are considerably elongated along the c direction. There are two further types of distortion allowed by the $R\bar{3}$ symmetry, which, however, appear to be of minor effect.

1) The Cr planes buckle, i.e., the Cr(I) and Cr(II) atoms lie respectively above and below the plane, as defined by the vacancy positions (deviation from $1/3$ of the lattice parameter u , see Tab. II).

2) There are some minor shifts in the halide positions (lattice parameters x deviating from $1/3$ or $2/3$ values and y deviating from zero). These shifts result partly from a relaxation of the octahedra around the vacancy V and partly from the Cr buckling. Note that a slight rotation of the V octahedra follows, which should lead to optical activity along the c axis.

Of the three compounds, the lattice structure of CrBr_3 has been investigated most extensively.^{18,19} Here, the internal lattice parameters x, y, z, u are known, while for CrI_3 these quantities have not been determined. For CrCl_3 , Morosin and Narath report a low temperature transition from an orthorhombic to the $R\bar{3}$ near $T = 225$ K and give values for x, y, z, u .²⁰ The difference of the two structures are different stacking arrangements of the Cr tri-halide planes. To our knowledge, the CrCl_3 structural phase transition has not been confirmed by other groups. There is evidence that CrCl_3 remains orthorhombic to low temperature into the anti-ferromagnetic phase.²¹

All three compounds exhibit strong intra-planar ferromagnetic coupling. This feature is to be expected from the GKA rules, as the Cr-Ha-Cr angle for the nearest neighbor (fourth order) super-exchange paths (leading to the coupling constant J_1) is rather close to 90° - it is 94° for CrCl_3 and 93° for CrBr_3 .

The inter-planar coupling is anti-ferromagnetic for CrCl_3 , while it is ferromagnetic for the other two materials. The critical temperatures are $T_N^{Cl} = 16.8$ K, $T_C^{Br} = 32.5$ K and $T_C^I = 68$ K.²² Note that an easy plane anisotropy is reported for CrCl_3 , while easy axis anisotropies occur in CrBr_3 and CrI_3 .²²

From analyses of magnetic susceptibility data intra-planar coupling constants J_{\parallel} have been obtained. The

values reported in Ref. 4 are $J_{\parallel}^{Cl} = -4.1$ meV, $J_{\parallel}^{Br} = -6.4$ meV and $J_{\parallel}^I = -10.5$ meV. On the other hand, Samuelsen et al. have carried out neutron measurements of spin wave dispersion curves for CrBr_3 .¹⁸ They have been able to extract several near neighbor coupling constants, in particular for the inter-planar coupling. For the intra-planar coupling, they report $J_1 = -7.6$ meV and $J_3 = 0.13$ meV (next nearest neighbor, sixth order super-exchange). Note that $|J_{\parallel}^{Br}| < |J_1 + 2J_3|$. Since the J_1 value of Ref. 18 probably is the most reliable experimental quantity available, we have used the relation $J_1 = 1.2J_{\parallel}^{Br}$ to scale J_{\parallel}^{Cl} and J_{\parallel}^I accordingly and have assumed $J_1^{Cl} = -4.8$ meV and $J_1^I = -12.4$ meV. Note that we use the definition of J of Eq. 5, leading to a multiplication by a factor of nine of the values originally given by Refs. 4 and 18.

There exist three different inter-planar coupling constants of sixth order super-exchange, labeled J_2 , J_4 and J_5 by Samuelsen et al. J_2 is the vertical Cr(I)-Cr(II) coupling constant, J_4 represents another I-II coupling, while J_5 stands for I-I or II-II couplings (see Fig. 6). The values given by Ref. 18 are $J_2 = 0.22$ meV, $J_4 = -0.06$ meV and $J_5 = -0.12$ meV.

In the following we present results of calculations for the coupling constants J_1 , J_2 , J_4 and J_5 using the theory of Section II. We have not included J_3 , as we mainly focussed on the question of inter-planar coupling.

The electronic structure of the Cr ions depends on the ligand position. Because of almost perfect octahedra the three singly occupied states are almost t_{2g} -like and the two doubly occupied ones have mostly e_g character, as can be found from diagonalizing the d-states in the ligand field. Note that Cr^{3+} is not a Jahn-Teller ion. The three empty p-states of the halides are treated as degenerate.

The intra-planar coupling of two nearest Cr ions takes place via two ligand ions, see Fig. 5. From Eq. (32) the exchange interaction is given by

$$J_1 = A_1(Ha) \sum_{\zeta_1 \zeta_2} (T_{\zeta_1 \zeta_2}^1)^2 + 6FD_1(Ha) \sum_{\zeta \mu} (T_{\zeta \mu}^1)^2 \quad (36)$$

with the effective hoppings $T_{\zeta_1 \zeta_2}^1$ and $T_{\zeta \mu}^1$ and the energy factors A_1 and FD_1 , Tabs. V, VI. The effective hoppings are calculated corresponding to their definition in Eq. (29). For the energy denominators, we have neglected the energy difference between e_g and t_{2g} like states.

The hopping parameters from Tab. IV are found by a fitting process, where the charge-transfer energy Δ was determined by adjusting J_1^{Ha} to the experimental values as given above, while U and J_H were kept fixed. We note that the order of magnitude and tendency of the Δ_{Ha} and the value for U agree with those given by Zaanen.¹ These values are also consistent with those found for Rb_2CrCl_4 .

The calculation of the inter-planar coupling is very complicated. On the one hand up to six ligands with three orbitals each are involved in lowest order exchange. On the other hand there are three occupied ground state orbitals.

For the calculation of J_2 , J_4 and J_5 we need the direct (here anti-ferromagnetic) and the indirect (ferromagnetic) coupling constant in sixth order. Each of these couplings is mediated via several paths. Nevertheless, because we have assumed that all ligand orbitals are equivalent, this only leads to the introduction of an effective coupling as was discussed above.

The vertical inter-planar coupling J_2 is mediated via six halide ions with three orbitals each. The halide ions form an (empty) octahedron elongated along the c axes, see Fig. 5. Three halide ions are ligands of the lower Cr ion and the other three those of the upper one. The couplings J_4 (I-II) and J_5 (I-I,II-II) are mediated via four halide ions where to each Cr belong two ligands, see Fig. 5.

For the coupling constants we get from equations (29) and (32)

$$J = A_2(Ha) \sum_{\zeta_1 \zeta_2} (T_{\zeta_1 \zeta_2}^2)^2 + 6 FD_2(Ha) \sum_{\zeta \mu} (T_{\zeta \mu}^2)^2. \quad (37)$$

Thus we have to determine the effective hopping integrals $T_{\zeta_1 \zeta_2}^2$, $T_{\zeta_1 \mu_2}^2$ and $T_{\mu_1 \zeta_2}^2$ and the energy factors $A_2(Ha)$ and $FD_2(Ha)$ (independent of the path).

The terms $T_{\alpha\beta}^2$ depend on the individual Cr-halide and halide-halide hopping integrals. In particular, the ratio $(pp\sigma)/(pp\pi)$ of the halide-halide hopping integrals may modify the relative magnitudes of the J_2 , J_4 and J_5 couplings. The values for $T_{\alpha\beta}^2$ for the inter-planar couplings are shown in Tab. V and the resulting energy factors as well as the values of the J_2 , J_4 , J_5 coupling constants are given in Tab. VI. For CrBr₃ these numbers compare well with the neutron data of Ref. 18, though the ratio J_4/J_5 is not very good. Note that the ‘vertical’ J_2 always is relatively large and anti-ferromagnetic. In the case of CrBr₃ and CrI₃, this coupling is over-compensated by the ferromagnetic J_4 and J_5 couplings. This is also found for CrCl₃ unless the ratio $|(pp\sigma)/(pp\pi)|$ was shifted from the usual range of 3 - 5 to an extremely large value of ≈ 36 , such that $J_c = \sum_{i=2,4,5} z_i J_i > 0$. If so, the inter-planar coupling is probably anti-ferromagnetic for CrCl₃ with this set of parameters. (But note, that J_c can *not* be identified with the inter-planar coupling J_\perp in a model with two couplings J_\parallel and J_\perp .²³) Nevertheless, we think that $|(pp\sigma)/(pp\pi)| = 36$ is outside the range of physically meaningful parameters. Thus we suspect that there may indeed exist a difference in the low temperature structures of CrCl₃ and the other two materials. We finally note that the dominant magnetic coupling constant of these materials is the intra-planar J_1 (4th order super-exchange). As we pointed out in Sec. II A, the FD -type coupling should cause a minority spin polarization on the halide ligands, as observed in the neutron study of spin density distributions in CrBr₃ by Radhakrishna and Brown.¹⁹

IV. CONCLUSION

Nonmetallic transition-metal oxides and halides appear to be the most prominent members of the family of Mott-Hubbard insulators. In this paper we have generalized the expansion of extended Hubbard models by a Rayleigh-Schrödinger perturbation series into Heisenberg models, with the goal to determine general expressions for the super-exchange coupling constants. Each part of this series that corresponds to an exchange of the spins in the half-filled orbitals ζ_1 and ζ_2 of two magnetic ions M_1 and M_2 gives a contribution to the (isotropic) coupling constant $J = \sum_{\zeta_1 \zeta_2} J_{\zeta_1 \zeta_2}$ of the Heisenberg Hamiltonian

$$H = J \frac{\mathbf{S}_1 \cdot \mathbf{S}_2}{4 \langle \mathbf{S}_1 \rangle \langle \mathbf{S}_2 \rangle}. \quad (5)$$

Here \mathbf{S}_i denotes the total spin at the magnetic site M_i . This form of the effective spin Hamiltonian follows from the assumption of a relatively strong Hund interaction at the magnetic sites such that $\mathbf{S}_i = \sum_{\zeta_i} \mathbf{S}_{\zeta_i}$.

The couplings $J_{\zeta_1 \zeta_2}$ are built from two different parts. Either the exchange takes place involving only the d orbitals ζ_1 and ζ_2 . This ‘direct super-exchange’ interaction is anti-ferromagnetic (A) in general. Or ‘indirect super-exchange’ occurs, which involves an additional, empty (E) or doubly occupied (D), d orbital. In this case, because of the Hund interaction, the coupling is negative in general. These general results correspond to the Goodenough-Kanamori-Anderson (GKA) rules as stated in the introduction, yet quantitative results - and this may include the sign of the coupling constant - depend strongly on details of the involved exchange process. The simplest cases are those when only one specific path via ligands occurs. Then, each hopping integral enters quadratically the expressions for the coupling constants J . Therefore, the sign of J is given by kind of super-exchange, direct (+) or indirect (-). The magnitude of J depends on i) an effective energy denominator E_Q and ii) on an effective term \tilde{t} , such that $J^Q = \tilde{t}^2/E_Q$. Here $Q = A, FE, FD$ represents the different possibilities of super-exchange and $\tilde{t} = (\prod_{k=1}^{N+1} t_k)/\Delta^N$, where N denotes the number of ligands involved in the exchange and the t_k the corresponding hopping integrals. Δ is a characteristic energy of an excited state with $t_k/\Delta \ll 1$. Thus \tilde{t} decreases rapidly with increasing path length N . $1/E_Q$, which we also call Q_N , is strongly influenced by the number of exchange channels. This number depends on the specific super-exchange A , FE , or FD , each of which exhibits a different dependence on N . FE_N is independent of N , there are always only two channels. A_N is of the form $A_N = 2(1/U + N/\Delta)$ and FD_N includes in addition a term quadratic in N . For $N = 1$ one finds $FE_1 < FD_1 < A_1$, mainly because FE_N and FD_N contain an additional factor J_H/U . With growing number of ligands we may find cases $A_N < FD_N$. As a consequence, when $N > 1$, the interaction of ions with more than half-filled d-shells should exhibit a bigger tendency

towards ferromagnetic coupling than those with less than half-filled d-shells (hole picture, empty ligands).

The exchange can also take place via several (P) interfering paths. The structure of a coupling constant resulting from P paths with N ligands each is $J^Q(P) = \frac{1}{2} \sum_{p,p'=1}^P (Q_N^p + Q_N^{p'}) t^p t^{p'}$. Here p and p' indicate the various paths. The energy denominators Q_N^p are the same as in the case of $P = 1$, yet the hopping factors no longer enter quadratically into the expressions for the effective hopping integrals. In the presence of inequivalent paths ($Q_N^p \neq Q_N^{p'}$) this leads to the possibility of a ferromagnetic coupling of two spins by direct super-exchange as was discussed in Ref. 10. When all P paths are equivalent, the J^Q are again quadratic in the effective hopping, i.e. the sign is fixed, but the magnitude may be strongly influenced by interference. This behavior always occurs for case FE , since FE_N is independent of N .

From the above considerations we see that even the sign of the coupling cannot be guessed except in the simplest cases, even if the orbital order at the magnetic sites is known. For better quantitative estimates, a reasonable knowledge of hopping integrals, of charge transfer gaps and of U parameters is required. These numbers are accessible, in principle, via total energy calculations using constrained density functional theory, see e.g. Ref. 24. Our present studies are based on such evaluations for La_2CuO_4 .

In order to test the quality of our treatment, we have investigated some ferromagnetic Cr compound insulators, where the GKA rules cannot be applied in any simple fashion. In Rb_2CrCl_4 , with the same structure as K_2CuF_4 , orbital order of the Cr^{2+} ions occurs because of the Jahn-Teller effect. However, for the first nearest neighbor (1NN) intra-planar coupling, the direct super-exchange J_A does not vanish, in contrast to the case of K_2CuF_4 . Nevertheless, we find $|J_{FD}^1| > J_A^1$, for various reasons as discussed above and in detail in chapter 3. Also the quantitative result agrees well with experiment. Concerning the inter-planar coupling, we believe that Rb_2CrCl_4 is rather similar to K_2CuF_4 which has been studied previously.¹⁰ We note that some of the $N = 2$ super-exchange paths involve both empty (Cl^-) and doubly occupied (Rb^+) ligands. Such cases, which may occur in ternary compounds, are not covered by our present theoretical treatment.

The Cr^{3+} ions of the Cr tri-halides CrCl_3 , CrBr_3 and CrI_3 are not Jahn-Teller ions and, thus, do not exhibit orbital ordering. The 1NN intra-planar coupling involves two equivalent $N = 1$ paths with Cr-Ha-Cr angles close to 90° . The FD coupling dominates the A coupling, both due to the 90° angles and, also because of the very many FD channels. The inter-planar coupling takes place via three different $N = 2$ contributions, J_2 , J_4 and J_5 . Each of the couplings is mediated via a variety of paths. Using reasonable hopping parameters we get good agreement with the values J_2 , J_4 , J_5 as measured by neutron scattering in the case of CrBr_3 . Further we obtain ferromag-

netic coupling for both CrBr_3 and CrI_3 . In the case of CrCl_3 we suspect that the low temperature structure is not $\text{R}\bar{3}$.

We come to the conclusion that the perturbational calculation of the coupling constants in the non-metallic 3d-transition-metal compounds is an appropriate instrument, qualitatively as well as quantitatively. The quantitative agreement may appear somewhat surprising. It has been pointed out earlier that the higher order contributions of the perturbation series can have a similar magnitude as the lowest one.²⁵ Under such circumstances we would expect that the coupling between next nearest neighbors becomes important. Experimentally, however, ratios $J_2/J_1 \approx 10^{-2}$ are reported.⁵ An additional consequence should be that terms of the form $(\mathbf{S}_i \cdot \mathbf{S}_j)(\mathbf{S}_k \cdot \mathbf{S}_l)$ can not be neglected. We are not aware of any experimental evidence for the importance of such 4-spin terms. The question remains how the good agreement between experimental value and the lowest order results can be understood.

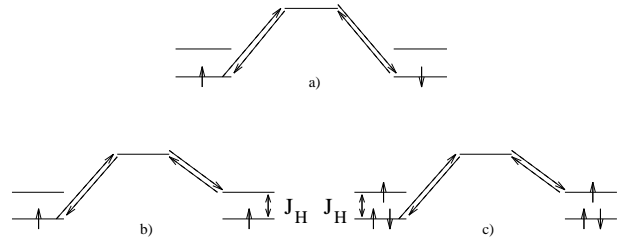


FIG. 1. Spin interaction by super-exchange via one empty ligand with one orbital. a) anti-ferromagnetic case, b) and c) the ferromagnetic cases. The double arrow represents the direct exchange J_H that leads to the second Hund's rule. b) and c) are differ by the occupation of the spin-free orbital at the magnetic ion. It is *not* possible to transform one into the other by a particle-hole transformation.

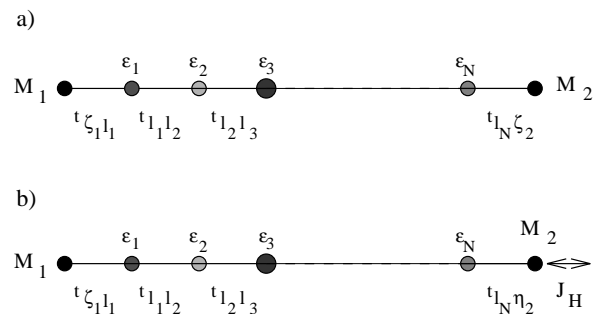


FIG. 2. a) Direct interaction on a linear chain between two half-filled orbitals ζ_1 and ζ_2 at the sites M_1 and M_2 via N unoccupied ligands with one orbital each. Only nearest neighbor hopping is considered. b) Indirect interaction between two half-filled orbitals ζ_1 and ζ_2 at the sites M_1 and M_2 involving one unoccupied orbital η via N unoccupied ligands with one orbital each which build a linear chain. Only the hopping between nearest neighbors is allowed.

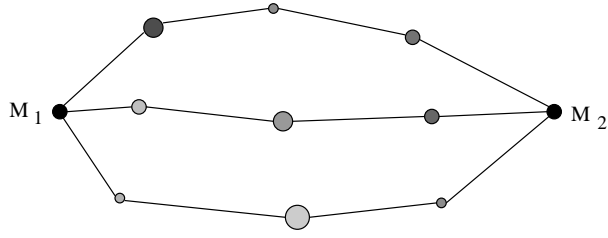


FIG. 3. Super-exchange via three different paths with three ligands each.

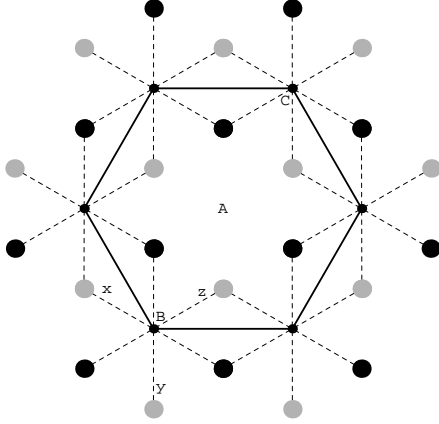


FIG. 4. Projection of a Cr-plane with the corresponding ligands on the ab -plane. The small circles denote the Cr-ions, the large ones the halides. The darker ligand ions lie below the Cr-plane the lighter ones above. The Cr planes are stacked such that the Cr hexagon center successively lies at points A, B and C.

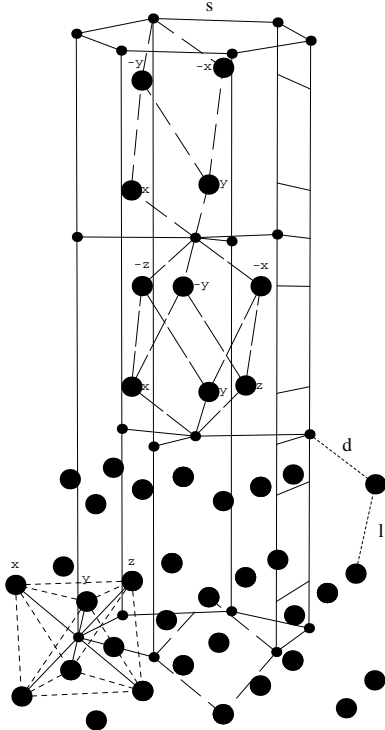


FIG. 5. Crystal structure of the tri-halides CrCl_3 , CrBr_3 and CrI_3 . The hexagonal unit cell contains four Cr-planes. Large circles denote the halide ions the smaller circles the Cr atoms. Clusters corresponding to the couplings J_1 , J_2 and J_4 , see Fig. 6, are indicated. Also shown are the position of a ligand octahedron and the corresponding local coordinate system of a Cr ion. The distances d , l and s are given in Tab. III.

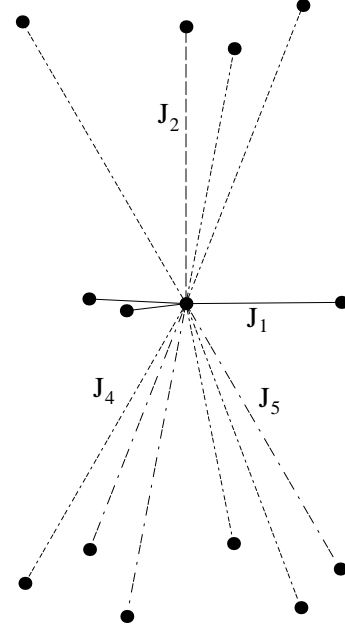


FIG. 6. Near neighbor coupling constants J_1 , J_2 , J_4 and J_5 in CrHa_3 . There exist three couplings J_1 , one J_2 , three J_4 and six J_5 per Cr.

TABLE I. Electronic parameters for Rb_2CrCl_4 (in eV).

$(pd\sigma)$	$(pd\pi)$	U	J_H	Δ_{Cl}
-1.0	0.4	4	-0.52	4.15

TABLE II. Lattice parameters for CrCl_3 (Ref. 19), for CrBr_3 (Ref. 18) and for CrI_3 (Ref. 20). For CrI_3 the x , y , z and u values are approximated by the ‘ideal’ values, $2/3$, 0 , $z_i = a_0/2\sqrt{3}c_0$, and $1/3$, respectively.

	CrCl_3	CrBr_3	CrI_3
a_0	5.94Å	6.27Å	6.86Å
c_0	17.33Å	18.21Å	19.88Å
x	0.6507	0.6523	0.6666
y	-0.0075	0.0012	0.0
z	0.0757	0.0786	0.0813
u	0.3323	0.3339	0.3333

TABLE III. Relevant atomic separations for the CrHa₃ compounds (in Å, for definition, see Fig. 5). Because of the distortions $u \neq 1/3$, $y \neq 0$ etc. there exist two different distances d (Cr-Ha) and l (Ha-Ha). Also given are the separations of the Ha planes r_1 (Cr enclosed) and r_2 (empty site enclosed)

	CrCl ₃	CrBr ₃	CrI ₃
s	3.43	3.62	3.96
d_1	2.37	2.50	2.80
d_2	2.33	2.50	2.80
l_1	3.69	3.80	4.09
l_2	3.80	3.87	4.09
r_1	2.62	2.86	
r_2	3.15	3.21	

TABLE IV. Electronic parameters (in eV) for CrHa₃. The hopping integrals are given for the ‘ideal’ structure. Distance variations are included via exponentials $e^{|\beta|(r_0-r)}$ with $\beta_\sigma^{pd} = 1.5$ eV/Å, $\beta_\pi^{pd} = 2$ eV/Å, $\beta_\sigma^{pp} = 2$ eV/Å and $\beta_\pi^{pp} = 2.5$ eV/Å, where r_0 denotes the distance in the ideal structure.

	CrCl ₃	CrBr ₃	CrI ₃
Δ	3.8	3.3	3.0
U	3.5	3.5	3.5
$\frac{J_H}{U}$	-0.1	-0.1	-0.1
$(pd\sigma)$	-1.15	-1.12	-1.06
$(pd\pi)$	0.66	0.69	0.70
$(pp\sigma)$	0.05	0.10	0.12
$(pp\pi)$	-0.0014	-0.019	-0.04

TABLE V. CrHa₃: Values of various effective hopping squares for the couplings J_1 , J_2 , J_4 and J_5 (in 10^{-4} eV²).

	CrCl ₃	CrBr ₃	CrI ₃
J_1			
$\sum_{\zeta_1\zeta_2} (T_{\zeta_1\zeta_2}^2)^2$	9733	7670	4802
$\sum_{\zeta\mu} (T_{\zeta\mu}^2)^2$	12211	8862	5506
J_2			
$\sum_{\zeta_1\zeta_2} (T_{\zeta_1\zeta_2}^2)^2$	84	359	444
$\sum_{\zeta\mu} (T_{\zeta\mu}^2)^2$	12	98	182
J_4			
$\sum_{\zeta_1\zeta_2} (T_{\zeta_1\zeta_2}^2)^2$	18	79	107
$\sum_{\zeta\mu} (T_{\zeta\mu}^2)^2$	18	88	140
J_5			
$\sum_{\zeta_1\zeta_2} (T_{\zeta_1\zeta_2}^2)^2$	11	69	107
$\sum_{\zeta\mu} (T_{\zeta\mu}^2)^2$	13	85	140

TABLE VI. CrHa₃: Effective energy denominators A and FD (in eV⁻¹) and coupling constants (in meV).

	CrCl ₃	CrBr ₃	CrI ₃
A_1	1.10	1.18	1.24
$6FD_1$	-0.94	-1.11	-1.28
A_2	1.64	1.77	1.91
$6FD_2$	-2.28	-2.76	-3.36
J_1	-4.8	-7.6	-12.4
J_2	0.059	0.26	0.31
J_4	-0.007	-0.08	-0.33
J_5	-0.006	-0.09	-0.33

-
- ¹ J. Zaanen, thesis University of Groningen (1986)
- ² S. Sugano, Y. Tanabe, H. Kamimura, *Multiplets of transition metal ions in crystals*, Academic Press, New York and London (1970)
- ³ P.W. Anderson, Phys. Rev. **115**, 2 (1959)
- ⁴ L.J. de Jongh and A.R. Miedema, Advances in Physics **23**, 1 (1974)
- ⁵ S.J. Pickart, M.F. Collins, and C.G. Windsor, J. appl. Phys. **37**, 1054 (1969); Y. Yamaguchi and N. Sakamoto, Journal Phys. Soc. Jpn **27**, 1444 (1969); M. Hayden, G. Aeppli, R. Osborn, A.D. Taylor, T.G. Perring, S.-W. Cheong, and Z. Fisk, Phys. Rev. Lett. **67**, 3622 (1991)
- ⁶ J.B. Goodenough, Phys. Chem. Solids **6**, 287 (1958); J. Kanamori, ibid. **10**, 87 (1959); P.W. Anderson, in G.T. Rado, H. Suhl (editors) *Magnetism I*, Academic Press, New York and London (1963)
- ⁷ W. Geertsma, thesis University of Groningen (1979)
- ⁸ P.W. Anderson, Phys. Rev. **79**, 350 (1950)
- ⁹ W.J. Carr, Phys. Rev. **92**, 28 (1953); C. Herring, in G.T. Rado, H. Suhl (editors) *Magnetism IIb & IV*, Academic Press, New York and London (1966)
- ¹⁰ S. Feldkemper, W. Weber, J. Schulenburg, and J. Richter, Phys. Rev. B **52**, 313 (1995)
- ¹¹ M.T. Hutchings, J. Als-Nielsen, P.A. Lindgard, P.J. Walker, J. Phys. C **14**, 5327 (1981)
- ¹² E. Janke, M.T. Hutchings, P. Day, P.J. Walker, J. Phys. C: Solid State **16**, 5959 (1983)
- ¹³ J. Kanamori, Journal of Applied Physics **31**, 14S (1960)
- ¹⁴ P. Day, P.J. Fyne, E. Hellner, M.T. Hutchings, G. Münnighoff, F. Tasset, Proc. R. Soc. Lond. A **406**, 39 (1986)
- ¹⁵ D.I. Khomskii, K.I. Kugel, Solid State Comm. **13**, 763 (1973); K.I. Kugel, D.I. Khomskii, Sov. Phys **25**(4), 231 (1982) Physica B **121**, 343 (1983)
- ¹⁶ M.V. Eremin, V.N. Kalinenkov, Sov. Phys. Solid State **20**, 2051 (1978)
- ¹⁷ D.I. Khomskii, G.A. Sawatzky, Solid State Comm. **102**, 87 (1997)
- ¹⁸ E.J. Samuelsen, R. Silbergliitt, G. Shirane, J.P. Remeika, Phys. Rev. B **3**, 157 (1971)
- ¹⁹ P. Radhakrishna, P.J. Brown, Phys. Rev. B **36**, 8765 (1987)
- ²⁰ B. Morosin, A. Narath, J. Chem. Phys. **40**, 1958 (1964)
- ²¹ G. Thiele, private communication
- ²² R.W. Bené, Phys. Rev **178**, 497 (1969)
- ²³ H.L. Davis, A. Narath, Phys. Rev. **137**, A163 (1965)
- ²⁴ M.S. Hybertson, M. Schlüter, N.E. Christensen, Phys. Rev. B **39**, 9028 (1989); G. Vielsack, W. Weber, Phys. Rev. B **39**, 6614 (1996)
- ²⁵ H. Eskes, J.H. Jefferson, Phys. Rev. B **48**, 9788 (1993); F. Barriquand, G.A. Sawatzky, Phys. Rev. B **50**, 16649 (1994)