

A Model for Nonequilibrium Wetting Transitions in Two Dimensions

H. Hinrichsen^(1,2), R. Livi⁽³⁾, D. Mukamel⁽¹⁾, and A. Politi⁽⁴⁾

¹ *Department of Physics of Complex Systems, Weizmann Institute, Rehovot 76100, Israel*

² *Max-Planck-Institut für Physik komplexer Systeme, Bayreuther Str. 40, Haus 16, 01187 Dresden, Germany*

³ *Dipartimento di Fisica, Università, INFN and INFN, 50125 Firenze, Italy*

⁴ *Istituto Nazionale di Ottica and INFN-Firenze, 50125 Firenze, Italy*

(June 4, 1997)

A simple two dimensional (2d) model of a phase growing on a substrate is introduced. The model is characterized by an adsorption rate q , and a desorption rate p . It exhibits a wetting transition which may be viewed as an unbinding transition of an interface from a wall. For $p = 1$, the model may be mapped onto an exactly soluble equilibrium model exhibiting complete wetting with critical exponents $\gamma = 1/3$ for the diverging interface width and $x_0 = 1$ for the zero-level occupation. For $0 < p \neq 1$ a crossover to different exponents is observed which is related to a KPZ type nonlinearity.

PACS numbers: 05.40.+j; 05.70.Ln; 68.35.Fx

The interaction of a bulk phase (α) of a system with a wall or a substrate may result in very interesting wetting phenomena. In particular a layer of a second phase (β), which is preferentially attracted to the wall may be formed in its vicinity. As some of the parameters controlling the system, say temperature or chemical potential, are varied, the thickness of the β layer may diverge, leading to a wetting transition. Such transitions have been theoretically studied and experimentally observed in a variety of systems and models in thermal equilibrium (for a review, see ref. [1]). Wetting transitions may be viewed as the unbinding of an interface from a wall. Within this approach one considers the interface configuration $h(r)$ which gives the height of the interface above the wall at point r . One then introduces an effective Hamiltonian of the form [2]

$$\mathcal{H} = \int d^{d-1}r \left[\frac{\sigma}{2} (\nabla h)^2 + V(h(r)) \right], \quad (1)$$

where σ is the surface tension of the α - β interface, $V(h(r))$ yields the effective interaction between the wall and the interface, and $d - 1$ is the interface dimension. The potential V which contains an attractive component may bind the wall. However, as the temperature or other parameters describing the system are varied, the attractive component of the potential may become weaker and it is no longer able to bind the interface, leading to a wetting transition. In $d = 2$ dimensions one usually distinguishes between critical wetting and complete wetting. Critical wetting is marked by the divergence of the interface width when the temperature T is increased towards the transition temperature T_W moving along the coexistence curve of the α and β phases. On the other hand complete wetting is characterized by the divergence of the interface width when the chemical potential difference between the two phases is varied, moving towards the coexistence curve at $T > T_W$. These types of transitions are associated with two different sets of critical exponents.

A very interesting question which has not been studied in detail so far is that of wetting transitions under *nonequilibrium* conditions. Here the β phase is adsorbed to the wall via a growth process whose dynamics, unlike that of equilibrium processes, does not obey detailed balance. This problem may be studied by considering the behavior of a moving interface interacting with a wall. Such transitions have been reported in recent studies of the dynamics of certain models of coupled maps [3].

In this Letter we introduce a class of nonequilibrium growth models of a one dimensional interface interacting with a substrate. The interface evolves by both adsorption and desorption processes which in general do not satisfy detailed balance. By varying the relative rates of these processes, a transition from a binding to a non-binding phase is found. For a particular value of the desorption rate, for which the dynamics happens to have detailed balance, the model may be mapped onto an exactly soluble equilibrium model which exhibits a complete wetting unbinding transition. The associated critical exponents are $\gamma = 1/3$ for the interface width and $x_0 = 1$ for the base level occupation. For generic values of the desorption rate, however, detailed balance is violated and a crossover to different exponents is observed.

A. Definition of the model: The model is defined in terms of growth of a 1d interface, in which both adsorption and desorption processes take place. We consider a *restricted* solid-on-solid (RSOS) growth process, where the height differences between neighboring sites are restricted to take values $0, \pm 1$. The model is defined on a 1d lattice of N sites with associated height variables $h_i = 0, 1, \dots, \infty$ and periodic boundary conditions. We use random sequential dynamics which are defined through the following algorithm: at each update choose a site i at random and carry out one of the processes

1. adsorption of an adatom with prob. $q/(q + p + 1)$:

$$h_i \rightarrow h_i + 1$$

- desorption of an adatom from the edge of an island with prob. $1/(q + p + 1)$:

$$h_i \rightarrow \min(h_{i-1}, h_i, h_{i+1})$$

- desorption of an adatom from the interior of an island with prob. $p/(q + p + 1)$:

$$h_i \rightarrow h_i - 1 \quad \text{if} \quad h_{i-1} = h_i = h_{i+1}$$

A process is only carried out if it respects the RSOS constraint

$$|h_i - h_{i+1}| \leq 1. \quad (2)$$

In addition, a hard-core wall at zero height is introduced, i.e. a process is only carried out if the resulting interface heights are positive. One can prove that these processes in general do not satisfy detailed balance.

The presence of a hard-core wall at $h = 0$ leads to a phase transition that takes place even in finite systems. This can be seen as follows. Without the wall the interface in a finite system has a finite width. For fixed $p > 0$ the parameter q controls the mean growth velocity of the interface, i.e. for large q the interface grows while for small q it moves downwards. In between there is a critical growth rate $q = q_c$ for which the mean velocity is zero. Therefore, on large time scales, a lower wall will only affect the interface dynamics if the interface does not move away from the wall, i.e. $q < q_c$. In the growing phase $q > q_c$, however, the interface does not feel the wall and propagates with a constant mean velocity. The phase transition line for an infinite system is shown in Fig. 1.

Throughout this paper we are particularly interested in the mean growth velocity v in the growing phase, the occupation ρ_0 of the height-zero layer in the smooth phase, and the interface width in the smooth phase which is defined by

$$w^2 = \frac{1}{N} \sum_{i=1}^N \left(h_i - \frac{1}{N} \sum_{j=1}^N h_j \right)^2. \quad (3)$$

Near criticality in the growing phase $q > q_c$, we expect the interface velocity to scale like

$$v \sim (q - q_c)^y, \quad (4)$$

whereas in the smooth phase $q < q_c$ the expected scaling for bottom layer occupation and width is

$$\rho_0 \sim (q_c - q)^{x_0}, \quad w \sim (q_c - q)^\gamma. \quad (5)$$

It would be interesting to know how the critical exponents y , x_0 , and γ depend on p . We note that the case $p = 0$ is special: In this case atoms cannot be desorbed from a completed layer, and the interface cannot move

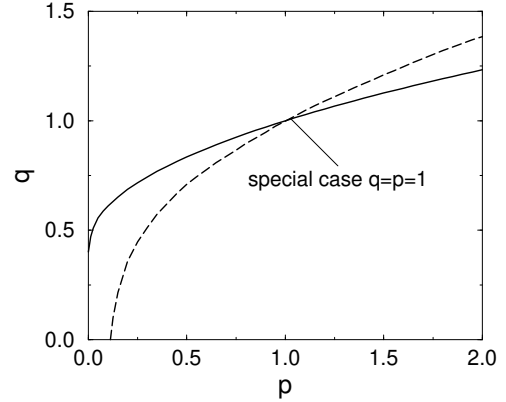


FIG. 1. Phase diagram for an infinite system. The wetting transition takes place along the solid line. Along the dashed line the growth velocity in the model without a wall does not depend on a global tilt of the interface, indicating that the effective KPZ nonlinearity vanishes. Both lines intersect in the point $q = p = 1$ where the microscopic processes obey detailed balance.

below its actual minimum height. This means that the hard-core wall becomes irrelevant. Therefore, the phase transition (which still exists for $p = 0$) relies on a completely different mechanism. The case $p = 0$ has been considered previously in Ref. [4] where it was shown that some of the critical exponents can be related to the universality class of directed percolation. In fact, for $p = 0$, completed layers play the role of absorbing states from where the system cannot escape. For $p > 0$, however, the system becomes ergodic and therefore we expect different critical exponents. Another special case is $p = 1$: here the system does satisfy detailed balance and can be solved exactly. In the following, we present our analysis of the wetting transition for $p = 1$. We then consider the general case for which the model does not have detailed balance.

B. Exactly soluble case, $p = 1$: We first show that in this case the steady state satisfies detailed balance and that the probability to find the interface in a particular configuration $\sigma_H = \{h_1, \dots, h_N\}$ is given by the distribution

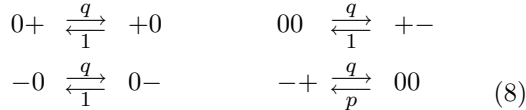
$$P(h_1, \dots, h_N) = P(\sigma_H) = Z_N^{-1} q^{H(h_1, \dots, h_N)} \quad (6)$$

where

$$H = H(h_1, \dots, h_N) = \sum_{i=1}^N h_i \quad (7)$$

is the sum of all heights. Here, the partition sum $Z_N = \sum_{h_1, \dots, h_N} q^H$ runs over all interface configurations which respect the RSOS constraint (2) and the hard-core wall constraint $h_i > 0$.

In order to prove eq. (6), it is convenient to view the growth process as a driven diffusive model of two oppositely charged types of particles. The charges $\tau_i = 0, \pm 1$ are bond variables and represent a change of height $\tau_i = h_{i+1} - h_i$ between adjacent interface sites. In this representation, the dynamic processes occurring at the bonds are



These processes conserve the total charge. Since the interface is subject to periodic boundary conditions, the total charge of the system is zero.

The processes listed in eq. (8) correspond to a change of H by one unit. If the distribution in eq. (6) is to hold in the steady state, the probabilities to find the interface in states with total height H and $H + 1$ satisfy

$$P(\sigma_{H+1})/P(\sigma_H) = q. \quad (9)$$

As one can read off from the processes in eq. (8), any allowed transition $\sigma_H \rightarrow \sigma_{H+1}$ occurs with rate $w(\sigma_H \rightarrow \sigma_{H+1}) = q$. Moreover, for each such process $\sigma_H \rightarrow \sigma_{H+1}$, there is a reverse process $\sigma_{H+1} \rightarrow \sigma_H$ which takes place with a nonzero rate. For $p = 1$, this rate is given by $w(\sigma_{H+1} \rightarrow \sigma_H) = 1$ so that

$$w(\sigma_H \rightarrow \sigma_{H+1})/w(\sigma_{H+1} \rightarrow \sigma_H) = q. \quad (p = 1) \quad (10)$$

Together with eq. (9) this implies that for $p = 1$ the processes listed in eq. (8) satisfy detailed balance. For $p \neq 1$, however, detailed balance is violated. This can be proven by construction of explicit cycles in small systems.

Since the $p = 1$ steady state is described by an equilibrium probability distribution (6), we can apply a transfer matrix formalism [5,6]. Let us define a transfer matrix T acting in spatial direction by

$$T_{h,h'} = \begin{cases} q^h & \text{if } |h - h'| \leq 1 \\ 0 & \text{otherwise} \end{cases} \quad (11)$$

where $h, h' \geq 0$. Steady-state properties can be derived from the eigenvector ϕ that corresponds to the largest eigenvalue μ of the transfer matrix $\sum_{h'=0}^{\infty} T_{h,h'} \phi_{h'} = \mu \phi_h$. From the squares of the eigenvector components one can derive various steady-state quantities. For example, the probability ρ_h to find the interface at height h is given by $\rho_h = \phi_h^2 / \sum_{h'} \phi_{h'}^2$. Here we are particularly interested in the scaling behavior of bottom layer occupation ρ_0 and the width $w^2 = \sum_h (h - \bar{h})^2 \rho_h$, where $\bar{h} = \sum_h h \rho_h$ denotes the mean height.

Close to criticality, where $\epsilon = 1 - q$ is small, one can carry out the continuum limit $\phi_h \rightarrow \phi(\tilde{h})$, replacing the discrete heights h by real-valued heights \tilde{h} . Then, the above eigenvalue problem turns into a differential equation [5] which, to leading order in ϵ , is given by

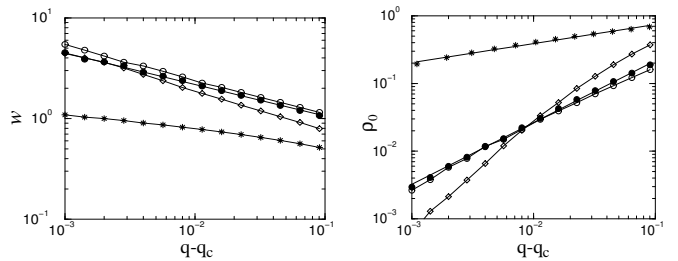


FIG. 2. Results obtained from Monte Carlo simulation of the growth model with 1500 sites. The squared width w^2 and the bottom layer occupation ρ_0 are measured for $(\star) p=0$, $(\diamond) p=0.05$, $(\bullet) p=1$, and $(\circ) p=2.0$. For $p=1$ we fitted straight lines. The curvature for $p \neq 1$ indicates a crossover to KPZ exponents.

$$\left(\frac{\partial^2}{\partial \tilde{h}^2} + (3 - \mu) - 3\epsilon \tilde{h} \right) \phi(\tilde{h}) = 0. \quad (12)$$

This equation, together with the boundary conditions $\phi(0) = \phi(\infty) = 0$, has a unique physical solution. By counting dimensions, we notice that the height variables scale as $h \sim \epsilon^{-1/3}$ and thus the width diverges as $w^2 \sim \epsilon^{-2/3}$. The occupation of the bottom layer in the continuum limit is given by $\rho_0 = \mathcal{N}^{-1}(\phi'(0))^2$, where $\mathcal{N} = \int d\tilde{h} \phi^2(\tilde{h})$ is a normalization factor. Since $\phi'(0) \sim \epsilon^{1/3}$ and $\mathcal{N} \sim \epsilon^{-1/3}$ one obtains a linear scaling law $\rho_0 \sim \epsilon$.

C. Numerical results: In order to determine the critical exponents for other values of the growth rate p , we perform Monte-Carlo simulations. The width w^2 and the occupation of the bottom layer ρ_0 are measured in the smooth phase $q < q_c$. Depending on $\epsilon = q_c - q$, we first equilibrate a system of size 1500 over a time interval up to 4×10^6 time steps. Then the thermal averages of w^2 and ρ_0 are measured over a time interval of the same size. Similarly, the interface velocity v is measured in the growing phase $q > q_c$.

The numerical data measured in the smooth phase are shown in Fig. 2. From the slopes in the double logarithmic plots we estimate the critical exponents which are summarized in Table I. For $p = 1$, the numerical results we obtain are consistent with the exact values derived above

$$y = 1, \quad x_0 = 1, \quad \gamma = 1/3. \quad (13)$$

For $0 < p < 1$ we observe a *crossover* to different critical exponents. Since the values differ from those in eq. (13) by less than 30% and the crossover is extremely slow, it is difficult to determine these exponents precisely. Our estimates are $y = 1.00(3)$, $x_0 = 1.5(1)$, and $\gamma > 0.41(3)$. Similar results are obtained for $p > 1$ except for x_0 which is close to one in this case. Finally, for $p \rightarrow 0$, we observe another crossover. This is consistent with the results of Ref. [4] which indicate that the interface width diverges logarithmically at the $p = 0$ transition.

	$p = 0$	$p = 0.05$	$p = 1.0$	$p = 2.0$
q_c	0.4002(8)	0.5564(2)	0.9999(2)	1.2329(5)
x_0	0.26(2)	1.51(6)	0.96(5)	1.02(5)
γ	0 (log.)	0.41(3)	0.32(3)	0.37(3)
y	1.61(5)	0.98(3)	1.01(3)	1.00(3)

TABLE I. Estimates for the critical exponents.

D. General Considerations: In equilibrium wetting, each interface configuration is characterized by a certain energy \mathcal{H} and a statistical weight proportional to $e^{-\mathcal{H}/kT}$. Equilibrium wetting of a $2d$ Ising system was studied in Ref. [7]. It was shown that a column of weak bonds (which acts as an attractive potential for the domain wall separating the up and down states) located at the boundary induces a wetting transition at some finite temperature T_W . Later van Leeuwen et. al. [5] considered a solid-on-solid limit of this model and showed that the resulting one dimensional interface model exhibits a binding-unbinding transition for sufficiently localized potential well. It has been shown that at this critical wetting transition the interface width diverges like $w \sim (T_W - T)^{-1}$, yielding $\gamma = 1$.

The transition found for $p = 1$ is of different nature. In this case, $(1 - q)$ acts as a chemical potential difference between the two coexisting phases. For $q < 1$ the chemical potential difference drives the interface towards the wall, resulting in a smooth interface. On the other hand, for $q > 1$ the interface is driven away from the wall, resulting in a KPZ like rough moving interface. The critical behavior associated with the transition is thus that of *complete* wetting.

For $p \neq 1$, the mapping to equilibrium is impossible since detailed balance is violated. Here a KPZ-type nonlinearity is expected to be responsible for the different exponents we observe. Within this approach, one describes the system by the Langevin equation

$$\frac{\partial h(r, t)}{\partial t} = v_0 + \sigma \nabla^2 h(r, t) - \frac{\partial V(h(r, t))}{\partial h(r, t)} + \lambda (\nabla h(r, t))^2 + \zeta(r, t). \quad (14)$$

where $\zeta(r, t)$ is a Gaussian noise field with variance $\langle \zeta(r, t) \zeta(r', t') \rangle = 2D \delta^{d-1}(r - r') \delta(t - t')$ and V is the effective interaction between the wall and the interface. This equation has been studied recently [8,9] in the context of nonlinear diffusion with multiplicative noise. A simple scaling argument suggests that the width exponent corresponding to the wetting transition described by this equation is given by

$$\gamma = (2 - z)/(2z - 2) \quad (15)$$

where z is the dynamic exponent. For a $1d$ interface $z = 3/2$, yielding $\gamma = 1/2$, which, in consideration of the

very slow crossover (see below), is consistent with our numerical results.

The bottom layer occupation ρ_0 may be related to ξ^{-1} , where ξ is the correlation length. Thus we expect x_0 to be equal to the correlation length exponent ν , which for the KPZ equation is given by $\nu = 1/(2z - 2)$, yielding $x_0 = 1$ in $1d$. However, the numerical results suggest that this scaling argument is valid only for $p > 1$, whereas for $0 < p < 1$ much larger values for x_0 are obtained. This may be related to the existence of *different* universality classes in both cases, corresponding to the distinction between an ‘upper’ and a ‘lower’ wall in Ref. [9].

In order to verify this picture we made a numerical estimate of the effective nonlinear KPZ term corresponding to the RSOS model considered in this work. This is done by comparing the growth velocities of a flat and a tilted interface in absence of a wall. We find that the nonlinearity is indeed non vanishing in the (p, q) plane, except on a particular line (the dashed line in Fig. 1). As expected, this line and the phase transition line are different and intersect in the point $q = p = 1$. At all other points on the transition line the nonlinear term is not vanishing, and the KPZ-like exponents are expected to be valid. Since λ is small in the vicinity of the $q = p = 1$ point, very slow crossover phenomena occur, making it difficult to observe the true exponents in this region. Moreover, the interaction between the wall and the interface strongly depends on the sign of λ . This may lead to different exponents x_0 for the bottom layer occupation on the two sides of the special point.

Acknowledgments: We thank M. R. Evans for helpful discussions. This work was supported by The Minerva Foundation.

-
- [1] S. Dietrich, in *"Phase Transitions and Critical Phenomena"*, (C. Domb and J. L. Lebowitz, eds.), Vol. 12, p. 1. Academic Press, London and Orlando.
 - [2] D. S. Fisher and D. A. Huse, Phys. Rev. **B 32**, 247 (1985); D. M. Kroll and R. Lipowsky, Phys. Rev. **B 26**, 5289 (1982); E. Brézin, B. I. Halperin, and A. Leibler, Phys. Rev. Lett. **50**, 1387 (1983).
 - [3] R. Kapral, R. Livi, R. Oppo, and A. Politi, Phys. Rev. **E 49**, 2009 (1994); A. Politi, R. Livi, R. Oppo, and R. Kapral, Europhys. Lett. **22**, 571 (1993).
 - [4] U. Alon, M. R. Evans, H. Hinrichsen, and D. Mukamel, Phys. Rev. Lett. **76**, 2746 (1996).
 - [5] J. M. J. van Leeuwen and H. J. Hilhorst, Physica **A 107**, 318 (1981).
 - [6] T. W. Burkhardt, J. Phys. A **14**, L63 (1981).
 - [7] D. B. Abraham, Phys. Rev. Lett. **44**, 1165 (1980).
 - [8] Y. Tu, G. Grinstein and M. A. Muñoz Phys. Rev. Lett. **78**, 274 (1997).
 - [9] M. A. Muñoz and T. Hwa, preprint cond-mat/9702217