

# Non equilibrium electronic distribution in single electron devices

N. García<sup>†</sup> and F. Guinea<sup>‡</sup>

<sup>†</sup> *Laboratorio de Física de Sistemas Pequeños. Consejo Superior de Investigaciones Científicas. Serrano 144. 28006 Madrid. Spain.*

<sup>‡</sup> *Instituto de Ciencia de Materiales. Consejo Superior de Investigaciones Científicas. Cantoblanco. 28049 Madrid. Spain.*  
(November 5, 2018)

The electronic distribution in devices with sufficiently small dimensions may not be in thermal equilibrium with their surroundings. Systems where the occupancies of electronic states are solely determined by tunneling processes are analyzed. It is shown that the effective temperature of the device may be higher, or lower, than that of its environment, depending on the applied voltage and the energy dependence of the tunneling rates. The I-V characteristics become asymmetric. Comparison with recent experiments is made.

75.10.Jm, 75.10.Lp, 75.30.Ds.

In small devices, the coupling between electrons and the lattice is suppressed. At sufficiently low temperatures, only long wavelength acoustical phonons are excited. If the electrons are localized in a region much smaller than the wavelength of the phonons, the interaction between the electrons and the phonons is significantly reduced [1]. As a result, the electron temperature may be different from that of the surrounding medium.

Usually, the electron temperature in small devices tend to be higher than that of the environment, because of dissipation at the device [1] (see also [2]), via shake-up processes. This effect can explain a number of experiments [3,4].

In the following, we analyze the electronic distribution in a small device, when it is controlled by the electronic exchange with the external leads. The general equations which describe the single level occupancies were first discussed in [6,5]. These authors considered mostly the influence of a non negligible single level spacing in the I-V characteristics of semiconductor nanostructures. In these systems, the effects of the energy dependence of the transmission through the barrier, or of the density of states in the external leads is not important. We will generalize the previous work to situations where energy dependent tunneling rates also contribute to modify the electronic distribution. As it will be seen below, an energy dependent tunneling rate,  $T(\epsilon)$ , can modify significantly the electronic distribution in the central electrode of a single electron device, if  $T'(\epsilon)/T(\epsilon)$  is comparable to the inverse of the temperature at which the device is operated. Such a situation can be realized when an electrode has a strongly dependent density of states, or if the tunneling process takes place close to the top of a barrier. The first case is relevant to the experiments reported in [7], where one of the electrodes is made of graphite, and to the experiments presented in [8], where the electrodes are made of superconducting Al, and tunneling processes take place near the gap edges. Asymmetric I-V characteristics have also been reported in [10]. Some features of these experiments are also consistent with the work reported here.

A particularly interesting case is presented in [7]. The observed Coulomb staircase can only be fitted by the orthodox theory [11–13], if an effective temperature of  $\sim 170\text{K}$  is assumed, although the experiment is performed at room temperature. A large temperature difference between the central electrode in the device used in [7] and its surroundings cannot be ruled out. The central island is isolated by a Langmuir-Blodgett film from the rest of the system. A simple estimate of the temperature difference can be made by assuming that the energy dissipated in the circuit has to be carried away through the film. Then:

$$\frac{\partial E}{\partial t} = IV \sim \kappa L(T_{env} - T_{elec}) \quad (1)$$

where  $\kappa$  is the thermal conductivity of the film,  $L$  is the linear size of the electrode,  $T_{env}$  is the temperature of the environment, and  $T_{elec}$  is the temperature of the electrode.  $I$  and  $V$  are the intensity and the voltage acting on the device. Typical values of  $\kappa$  for organic films, such as Mylar, are  $\sim 10^{-4} \text{ W / ( m K )}$ . The size of the electrode is  $L \sim 20\text{\AA}$ . Using the values for  $I$  and  $V$  reported in [7], we find that  $T_{env} - T_{elec} \sim 10^2\text{K}$ . Note that the temperature gradient supported by a good thermal insulator, such as an organic film, is much larger than the one expected in a system where heat can be dissipated through metallic regions ( $\kappa \sim 1 \text{ W / ( m K )}$ ).

A different way to manipulate the electronic distribution in a mesoscopic device has been discussed in [9]. Our analysis differs from that in [9] because we will study systems in which the electronic distribution is not in thermal equilibrium.

The orthodox theory of Coulomb blockade [11–13] analyzes the transport processes in small capacitance devices by means of rate equations. These equations assume that the different elements of the device are in thermal equilibrium. The rate equations allow us to obtain the (time dependent) number of electrons in each individual electrode. We will relax the hypothesis of electronic thermal equilibrium, as in [5,6]. We assume that transport processes determine, not

only the evolution of the charge, but the fluctuations in the occupancies of individual levels as well. The influence of other effects, such as electron-electron collisions or the coupling to the lattice, will be discussed later.

We study a small island, coupled by two junctions to leads connected to a battery which maintain a voltage difference,  $V$ . Each junction is characterized by a capacitance and a resistance,  $C_{1,2}$  and  $R_{1,2}$ . The electronic temperature in the leads,  $T$ , is fixed by the cryostat. We will assume that the charge in the island fluctuates between two states, with  $N$  and  $N + 1$  electrons. The island has an effective charging energy of  $e^2/(C_1 + C_2)$  [13]. When the island has charge  $N$ , the voltages at each junctions are [13]:

$$\begin{aligned} V_1 &= \frac{eN}{C_1 + C_2} + V \frac{C_2}{C_1 + C_2} \\ V_2 &= -\frac{eN}{C_1 + C_2} + V \frac{C_1}{C_1 + C_2} \end{aligned} \quad (2)$$

These voltages determine the tunneling rate of electrons to and from the leads.

We label the probability that the island is in a state with  $N$  electrons in the levels  $i_1, i_2, \dots, i_N$  as  $n_{i_1, i_2, \dots, i_N}$ , and we use a similar convention for the cases with  $N + 1$  electrons. The probability for an electron from lead 1 to jump into a state of energy  $\epsilon$  in the island is proportional to the occupancy of a given state at that energy,  $n(V_1 + \epsilon)$ , times the transition rate across junction 1,  $t_1(V_1 + \epsilon)$ , where  $n(\epsilon)$  is the Fermi-Dirac distribution at temperature  $T$ . For simplicity, we include density of states effects in the definition of the  $t_i$ 's. Analogously, the probability that an electron of energy  $\epsilon$  leaves the island through junction 1 is proportional to  $1 - n(V_1 + \epsilon)$  times  $t_1(V_1 + \epsilon)$ . We define, in this way, the quantities:

$$\begin{aligned} p_1^{in}(\epsilon) &= t_1(V_1 + \epsilon)n(V_1 + \epsilon) \\ p_1^{out}(\epsilon) &= t_1(V_1 + \epsilon)[1 - n(V_1 + \epsilon)] \\ p_2^{in}(\epsilon) &= t_2(V_2 + \epsilon)n(V_2 + \epsilon) \\ p_2^{out}(\epsilon) &= t_2(V_2 + \epsilon)[1 - n(V_2 + \epsilon)] \end{aligned} \quad (3)$$

Then, the probabilities of finding a given electronic configuration in the island obey:

$$\begin{aligned} \frac{\partial n_{i_1, i_2, \dots, i_N}}{\partial t} &= \sum_{i_k \neq i_1, \dots, i_N} [p_1^{out}(\epsilon_{i_k}) + p_2^{out}(\epsilon_{i_k})] n_{i_1, \dots, i_N, i_{N+1}=i_k} \\ &\quad - n_{i_1, i_2, \dots, i_N} \sum_{i_k \neq i_1, \dots, i_N} [p_1^{in}(\epsilon_{i_k}) + p_2^{in}(\epsilon_{i_k})] \\ \frac{\partial n_{i_1, i_2, \dots, i_{N+1}}}{\partial t} &= \sum_{i_k = i_1, \dots, i_{N+1}} [p_1^{in}(\epsilon_{i_k}) + p_2^{in}(\epsilon_{i_k})] n_{i_1 \neq i_k, \dots, i_N \neq i_k} \\ &\quad - n_{i_1, i_2, \dots, i_{N+1}} \sum_{i_k = i_1, \dots, i_{N+1}} [p_1^{out}(\epsilon_{i_k}) + p_2^{out}(\epsilon_{i_k})] \end{aligned} \quad (4)$$

These equations are a straightforward generalization to the ones formulated in [5,6] to the case of energy dependent tunneling rates. They admit the stationary solution:

$$n_{i_1, i_2, \dots} = C \prod_{i_k = i_1, \dots} \frac{p_1^{in}(\epsilon_{i_k}) + p_2^{in}(\epsilon_{i_k})}{p_1^{out}(\epsilon_{i_k}) + p_2^{out}(\epsilon_{i_k})} = C \prod_{i_k = i_1, \dots} f(\epsilon_{i_k}) \quad (5)$$

where  $C$  is a normalization constant and:

$$f(\epsilon) = \frac{p_1^{in}(\epsilon) + p_2^{in}(\epsilon)}{p_1^{out}(\epsilon) + p_2^{out}(\epsilon)} \quad (6)$$

Charging effects are built in into eq.(5) through the dependence of the  $p_i$ 's on  $V_1$  and  $V_2$ .

Each factor in the product in eq.(5) can be interpreted as a Boltzmann weight which determines the occupancy of the corresponding level. The previous scheme can be extended to situations where more than two charge states are involved. Then, each pair of charge states,  $N$  and  $N + 1$ , determine a set of equations of the form (4) [13]. The quantities  $p_i^{in}$  and  $p_i^{out}$  depend on  $N$  and  $N + 1$ . A simple solution, like (5), is no longer possible. A closed expression can be obtained in terms of sums over all charging processes which lead to a charge state  $N$ , with occupancies  $\{i_k\}$ , from the minimum charge state included in the model,  $N_{min}$ . Finally, in the absence of charging processes, the

voltages  $V_1$  and  $V_2$  are independent of the charge state of the central islands. The solution of the rate equations (4) is given by (5). The calculation of  $V_1$  and  $V_2$ , however, becomes more complicated, as they are determined by the junction resistances, and a self consistency loop is required.

In the following, we will describe the electronic distribution by means of  $f(\epsilon)$ , (6). This scheme is valid for voltages in the flat portions of a Coulomb staircase, when only two charge states are involved. Close to the steps, the island fluctuates between three charge states,  $N, N+1$  and  $N+2$ . The chemical potential for state  $N+2$  is slightly above the chemical potential of one of the leads. Then, the rates  $p^{in}$  and  $p^{out}$  for processes which take the island in or out of state  $N+2$  depend more weakly on energy than the processes which relate states  $N$  and  $N+1$ . In this case, a description of the occupancies in the island by a function  $f(\epsilon)$  which depends only on the rates between  $N$  and  $N+1$  is adequate.

The distribution described by  $f(\epsilon)$  is not in thermal equilibrium. This is reflected in the fact that the quantity defined as  $\beta(\epsilon) = -\partial \log[p(\epsilon)]/\partial \epsilon$  is not independent of  $\epsilon$ , although the variations of  $\beta(\epsilon)$  will be less pronounced than those of  $p(\epsilon)$ . If  $\beta'(\epsilon) \ll \beta^2(\epsilon)$ , an approximate thermal distribution can be defined in an energy range  $\sim \beta^{-1}$  around  $\epsilon$ . The effective temperature is  $\beta^{-1}$ . In the central electrode, unless  $\beta$  has a very unusual dependence on  $\epsilon$ , the lowest lying states will be fully occupied, and the highly excited ones, empty. Hence, if  $\beta' \ll \beta^2$  around the equilibrium Fermi level, the new distribution is completely specified by  $1/(k_B T_{eff}) = \beta(\epsilon_F)$ .  $T_{eff}$ , defined in this way, gives the best fit to the level occupancies within the island by a thermal distribution. In principle, it depends on  $\epsilon$ .

The following properties of  $T_{eff}$  are easy to prove:

- (i)  $T_{eff} = T$  if  $V = 0$ , for any  $t_{1,2}(\epsilon)$ .
- (ii)  $T_{eff} \rightarrow T$  if  $t_1$  and  $t_2$  are independent of energy, and  $t_2 \ll t_1$ , or  $t_1 \ll t_2$ . The thermalization of the central electrode in a very asymmetric junction was discussed in [14].
- (iii)  $T_{eff} = T$ , if  $t_1 = t_2$ . The lack of corrections to the equilibrium distribution in a symmetric junction, to lowest order in the applied voltage, was discussed in [5].
- (iv) If  $V \neq 0$  and  $t_1, t_2$  are independent of energy,  $T < T_{eff}$ .  $T_{eff}$  reaches a maximum for  $V_1 < \epsilon < V_2$ . If  $T_{eff} \rightarrow \infty$ , all electronic configurations with a given  $N$  are equally likely. This situation may have been observed experimentally [15]. Note, however, that, if  $T_{eff} \rightarrow \infty$ ,  $\beta' \gg \beta^2$ . The electronic distribution cannot be well described by  $T_{eff}$  in an energy range comparable to  $T_{eff}$  itself, in this case.

We now consider the situation when the  $t_i$ 's depend on  $\epsilon$ . We study the case  $t_2 \ll t_1$ , which is a necessary condition for the observation of a Coulomb staircase [13]. Then, the leading effects associated to  $t'_1, t'_2$  give:

$$\begin{aligned} \frac{1}{k_B T_{eff}} &\approx \frac{1}{k_B T} - \left( \frac{t'_1}{t_1} - \frac{t'_2}{t_2} \right) \frac{t_2}{t_1} \left[ \frac{n(V_2 + \epsilon)}{n(V_1 + \epsilon)} - \frac{1 - n(V_2 + \epsilon)}{1 - n(V_1 + \epsilon)} \right], \\ &\quad \frac{t_2}{t_1} \ll \min[n(V_1 + \epsilon), 1 - n(V_1 + \epsilon)] \\ \frac{1}{k_B T_{eff}} &\approx \frac{t'_1}{t_1}, \quad n(V_1 + \epsilon) \ll \frac{t_2}{t_1} \\ \frac{1}{k_B T_{eff}} &\approx -\frac{t'_1}{t_1}, \quad 1 - n(V_1 + \epsilon) \ll \frac{t_2}{t_1} \end{aligned} \quad (7)$$

The most favorable case for cooling occurs when  $n(\epsilon + V_1) \ll t_2/t_1$ . Then,  $T_{eff} \sim \min[T, t'_1/(k_B t_1)]$ . If the junctions are tunnel barriers,  $t_i(\epsilon_i) \propto e^{-C \frac{\sqrt{m(V_0 - \epsilon_i)} l}{\hbar}}$ , where  $C$  is a constant of order unity,  $V_0$  is the height of the barrier,  $m$  is the mass of the electron and  $l$  is the length of the barrier. Then,

$$\frac{t'_i}{t_i} \sim \sqrt{\frac{ml^2}{\hbar^2(V_0 - \epsilon_i)}} \quad (8)$$

Typical values for  $m, V_0$  and  $l$  give  $t'_i/t_i \sim 1$  (eV) $^{-1}$ . Density of states effects, in a normal metal, give modulations to the  $t_i$ 's of similar magnitude. Hence, the  $\epsilon$  dependence of the tunneling rates should not induce large effects in conventional SET's, unless the Fermi surface of the central island lies close to the top of one of the barriers.

Significant changes in the  $T_{eff}$ 's are expected if the tunneling rates, or the density of states in the substrate, depend strongly on energy. This is the case in the experiments reported in [8]. The Fermi energy of the central island is aligned with the edge of the gap of one of the superconducting electrodes. Thus, the process studied here can contribute to the cooling observed in [8]. A different situation is the setup used in [7]. One of the substrates is graphite, which is a semimetal. The density of states per atom, near the Fermi level, increases roughly linearly with energy,  $D(\epsilon) \sim |\epsilon - \Delta|/\epsilon_0^2$ , where  $\epsilon_0 \sim 4$  eV, and  $\Delta \sim 10^{-4}$  eV [16]. Hence,  $k_B T_{eff} \sim D/D' \sim |V_1 - \Delta|^{-1}$ . Near the steps of the Coulomb staircase, the Fermi level of the island is close to that of the substrate, so that  $V_1$  measures

the distance to the step edge. The effective temperature can be well below that of the cryostat. Note that, for a tunneling rate which depends linearly on energy,  $\beta'(\epsilon) \sim \beta^2(\epsilon)$ , so that the characterization of the distribution by a single parameter,  $T_{eff}$ , is only an approximation. The overall effect on the Coulomb staircase, however, is a significant sharpening of the steps, in agreement with [7].

The general situation of energy dependent barriers, or density of states, is schematically shown in fig.(1). Intuitively, if the value of  $t_1(\epsilon)$  rises sufficiently fast with  $\epsilon$ , and electrons flow into lead 1, the high energy electrons are blown away from the island. If the applied voltage is reversed, hot electrons are pushed into the island, where they are blocked by the high resistance junction, 2. The I-V characteristics will be highly asymmetrical. A population inversion, in which the high energy states show larger occupancies than the low energy ones is also possible. This situation corresponds to  $T_{eff} < 0$ .

So far, we have assumed that the electron distribution within the island is entirely determined by the tunneling processes to and from the leads. At the beginning of the article we presented an estimate of the effects of heat conduction across the surrounding medium on the temperature of the central electrode. We need also to consider electron-electron interactions, among the electrons in the central electrode and those in the leads, and within the electrode itself. In the orthodox theory of Coulomb blockade, tunneling processes are assumed to involve no dissipation. The relaxation of this approximation leads to shake up effects, and heating [1]. These processes impose a lower bound on the island electronic temperature,  $T_{su}$ , which is a fraction of the Coulomb energy,  $E_c$ . Taking  $k_B T_{su} \sim E_c/8$  [1] and  $E_c \approx 0.12\text{eV}$  [7], we find  $T_{su} \sim 170\text{K}$ .

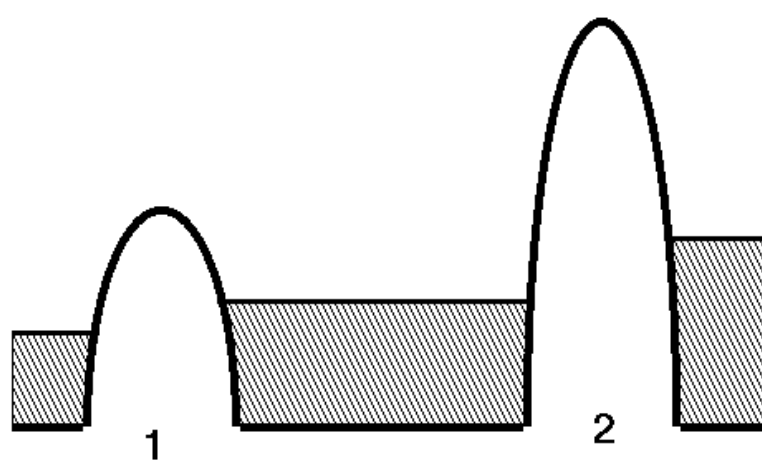
Finally, electron-electron interactions within the island will tend to thermalize the electronic distribution. The thermal energy in the island is proportional to  $T_{eff}$ , taken at the Fermi level. Hence, the equilibrium temperature will not be very different from this value.

One of us (N. G.) is thankful to M. Jonson and R. I. Shekter for helpful discussions.

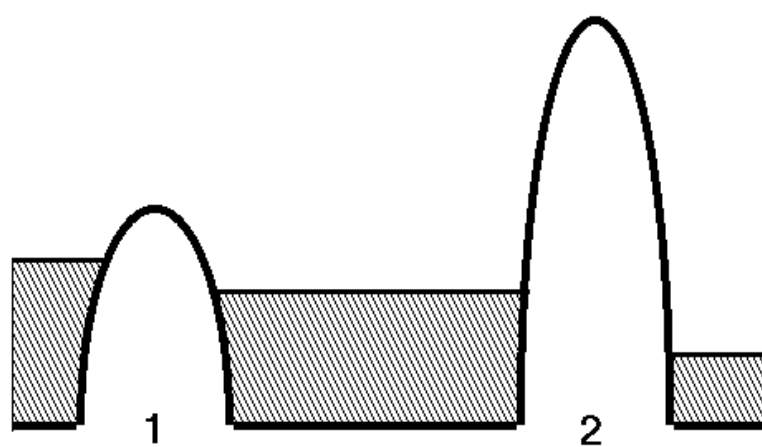
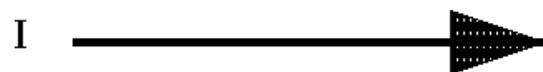
- 
- [1] N. García and F. Guinea, Phys. Rev. B **46**, 571 (1992).
  - [2] A. N. Korotkov, M. R. Samuelson and S. A. Vasenko, J. Appl. Lett. **76**, 3623 (1994).
  - [3] J. M. Hergenrother, M. T. Tuominen and M. Tinkham, Phys. Rev. Lett. **72**, 1742 (1994).
  - [4] R. L. Kautz, G. Zimmerli and J. M. Martinis, J. Appl. Phys. **73**, 2386 (1993).
  - [5] C. W. J. Beenakker, Phys. Rev. B **44**, 1646 (1991); see also H. van Houten, C. W. J. Beenakker and A. A. M. Staring, in **Single Charge Tunneling** H. Grabert and M. H. Devoret eds., Plenum (NY) 1992.
  - [6] D. V. Averin, A. N. Korotkov and K. K. Likharev, Phys. Rev. B **44**, 6199 (1991).
  - [7] E. S. Soldatov, V. V. Khanin, A. S. Trifonov, S. P. Gubin, V. V. Kolesov, D. E. Presnov, S. A. Iakovenko, G. B. Khomutov and A. N. Korotkov, "Room Temperature Molecular Single Electron Transistor", preprint (cond-mat/9610155).
  - [8] M. Nahum, T. M. Eiles and J. M. Martinis, Appl. Phys. Lett.
  - [9] H. L. Edwards, Q. Niu and A. L. de Lozanne, Appl. Phys. Lett. **63**, 1815 (1993).
  - [10] R. P. Andres, T. Bein, M. Dorogi, S. Feng, J. I. Henderson, C. P. Kubiak, W. Mahoney, R. G. Osifchin and R. Reifenberger, Science **272**, 1373 (1995).
  - [11] I. O. Kulik and R. I. Shekter, Zh. Eksp. Teor. Fiz. **68**, 623 (1975), Sov. Phys. JETP **41**, 308 (1975).
  - [12] D. V. Averin and K. K. Likharev in **Mesoscopic Phenomena in Solids**, edited by B. Altschuler, P. A. Lee and R. A. Webb (Elsevier, Amsterdam, 1991).
  - [13] M. Amman, R. Wilkins, E. Ben-Jacob, P. D. Maker and R. C. Jacklevic, Phys. Rev. B **43**, 1146 (1991).
  - [14] D. V. Averin and A. N. Korotkov, Journal Low Temp. Phys. **80**, 173 (1990).
  - [15] O. Agam, N. S. Wingreen, B. A. Altschuler, D. C. Ralph and M. Tinkham, "Chaos, interactions and nonequilibrium effects in the tunneling resonance spectra of small metallic particles", preprint (cond-mat/9611115).
  - [16] R. C. Tatar and S. Rabii, Phys. Rev. B **25**, 4126 (1982).

FIG. 1. (a) Combination of external voltage and barriers for electron cooling (high energy electrons leave the central island faster than the low energy ones). (b) Combination of external voltage and barriers for electron heating (high energy electrons arrive to the island faster than the low energy ones).

$t_1(E)$



(a)



(b)