

Resonant Tunneling and Persistent Current of a Non-interacting and Weakly Interacting One-dimensional Electron Gas

I. V. Krive^(1,2) and P. Sandström⁽¹⁾

⁽¹⁾*Department of Applied Physics, Chalmers University of Technology and Göteborg University, S-412 96 Göteborg, Sweden* and ⁽²⁾*B. Verkin Institute for Low Temperature Physics and Engineering, Academy of Sciences of Ukraine, 310164 Kharkov, Ukraine*

The persistent current for a one-dimensional ring with two tunnel barriers is considered in the limit of weakly interacting electrons. In addition to a small off-resonance current, there are two kinds of resonant behavior; (i) a current independent of the barrier transparency (true resonance) and (ii) a current analogous to the one for a ring with only a single barrier ("semi"-resonance). For a given barrier transparency one or the other type of resonant behavior is realized depending on a geometric factor (ratio of interbarrier distance to ring circumference) and on the strength of the electron-electron interaction. It is shown that a repulsive interaction favours the "semi"-resonance behavior. For a small barrier transparency the "semi"-resonance peaks are easily washed out by temperature whereas the true resonance peaks survive.

I. INTRODUCTION

The existence of persistent currents in normal mesoscopic metal rings was predicted quite a long time ago¹⁻³, but attracted small attention until the recent years. The situation changed drastically after the experimental discovery of persistent currents in multichannel metallic rings⁴ and in few-channel semiconductor ballistic rings.⁵ The currents measured in the disordered metallic rings⁴ were much larger than expected and the results are still not quite theoretically understood. As for quantum rings with a small number of scatterers⁵, a naive model of free electrons gives a qualitatively satisfactory explanation of the available experimental data. This fact puts the question why the electron-electron correlations, which should play a significant role for the dynamics of low-dimensional electron systems (quantum dots and quantum wires) do not affect the persistent current in quantum rings. From a general point of view, a persistent current is due to coherence of mesoscopic many-body systems and could be a sensitive method of detecting non-Fermi liquid behavior of electrons in quantum devices.

In a previous paper⁶ we studied the persistent current in a one-dimensional (1D) ring of strongly correlated electrons. It is known (the Kane-Fisher effect⁷) that repulsive interactions strongly suppress the tunneling in 1D electron systems. When applied to persistent currents in a quantum ring which is partially cut-off by a gate-induced potential (or by an impurity potential) this result leads to power law suppression of the

zero temperature persistent current^{8,6} and predicts an anomalous (non-monotonic) temperature dependence of the amplitude of the Aharonov-Bohm oscillations.^{6,9} We also showed that the anomalous temperature dependence arising already for a short-range (Luttinger-liquid) interaction becomes even more pronounced for long-range Coulomb forces (Wigner crystal).⁶

The above mentioned properties are from a theoretical point of view consequences of the singular low momentum ($q \rightarrow 0$) behavior of interacting electrons in one dimension. For a finite size system such singularities appear in the form of a power law size- and temperature dependence. For the case of a single impurity the relevant scale is the ring size L and one gets a $(1/L)^{1/g}$ behavior of the persistent current amplitude at low temperatures ($g \ll 1$ is the dimensionless conductance).^{6,8} For a strong electron-electron interaction different impurities act non-coherently. In this case the cut-off length is diminished (L is replaced by the average impurity spacing $\bar{l} \ll L$) and one can expect an enhancement of the tunneling amplitude through each impurity by a factor $(L/\bar{l})^{1/g} \gg 1$. Nevertheless the net current in a ring will be strongly suppressed because of the incoherent contribution of single-impurity trajectories to the tunneling action $S_t^{(n)}(L) \simeq nS_t^{(1)}(\bar{l})$ (here $n = L/\bar{l}$, $S_t^{(1)}$ is the one-impurity tunneling action). Hence for a strong electron-electron interaction the persistent current in a non-ideal ring will be much smaller than that of non-interacting electrons.

The persistent current measured in real experiments⁵ is of the same order as the (maximum) current of non-interacting electrons $I_0 \sim ev_F/L$ (v_F is the Fermi velocity). This fact means that electron-electron interactions in real quantum rings may not be so strong ($g \sim 1$). Therefore it is interesting and important to study Aharonov-Bohm oscillations in a weakly interacting electron gas where, in principle, resonant tunneling is possible. This is the object of the present paper. More concretely we want to understand the following points:

- (i) How do forward and backward scattering by impurities influence the persistent current?
- (ii) Is there an anomalous temperature dependence of the amplitude of persistent currents in the weakly interacting case?
- (iii) What is the manifestation of resonant tunneling in persistent currents?

For weak interactions it is reasonable to consider electrons as current carrying (propagating) quasiparticles.

Then the logarithmic singularities inherent to any 1D problem of interacting gapless particles, express themselves in a nonperturbative renormalization of the scattering amplitude.¹⁰ That is why we at first (by the transfer matrix method) will study the persistent current of non-interacting electrons in a ring with a single (section II) and double (section III) potential barrier. The effect of a weak electron-electron interaction, following Ref. 10, is taken into account by a renormalization of the barriers. In Conclusion (section IV) we compare the predictions of our model with the experimental results of coherent resonant tunneling through a quantum dot.

Recently Büttiker and Stafford¹¹ considered a mesoscopic ring with two tunnel barriers (forming a 1D "dot" embedded in the ring). The analytical analysis was performed within the tunnel Hamiltonian model describing the coupling between the states localized in the so formed two parts of the ring. They found a resonant behavior of the persistent current as a function of the charge accumulated in the dot. Here we want to describe how the persistent current depends on the separation between the barriers and to study the temperature behavior of the resonance peaks. This is why we go beyond the phenomenological treatment and use the real space Schrödinger formulation of the problem.

II. SINGLE BARRIER

Let us consider a one-dimensional mesoscopic ring formed in a laterally confined two-dimensional electron gas. The ring encloses a magnetic flux, Φ , directed perpendicular to the plane. In addition a single tunnel barrier is introduced into the ring. The Hamiltonian for the ring of non-interacting electrons is

$$\mathcal{H} = \frac{p^2}{2m} + V(x) \quad (1)$$

where x is a spatial coordinate, $0 \leq x \leq L$ (L is the circumference of the ring). The magnetic vector potential has been gauged away from the Hamiltonian in a standard way¹² and the magnetic flux now enters the problem through a twisted boundary condition

$$\Psi(x + L) = \Psi(x) \exp\left(2\pi i \frac{\Phi}{\Phi_0}\right). \quad (2)$$

Here Ψ is the electron wavefunction and $\Phi_0 = hc/e$ is the fundamental flux quantum.

A persistent current for a ring in contact with an electron reservoir is calculated from the expression

$$I = -e \frac{\partial \Omega}{\partial \Phi}, \quad (3)$$

where Ω is the thermodynamic potential. In order to obtain the energy spectrum for the electron system, we

have used the transfer matrix method. The scattering of electrons by a barrier is described by a transfer matrix

$$\hat{T} = \begin{pmatrix} 1/t & r/t \\ r^*/t^* & 1/t^* \end{pmatrix}, \quad |r|^2 + |t|^2 = 1, \quad (4)$$

where t (r) is the forward (backward) scattering amplitude which was parameterized as $t(p) = \sqrt{T_t(p)} e^{i\delta_+(p)}$. Here $T_t(p)$ is the transmission probability and $\delta_+(p)$ the forward scattering phase. The wavefunction at the left side of the barrier can be written as $\Psi(x) = Ae^{ipx} + Be^{-ipx}$ and at the right side as $\Psi(x) = Ce^{ipx} + De^{-ipx}$. The matrix equation

$$\begin{pmatrix} C \\ D \end{pmatrix} = \hat{T} \begin{pmatrix} A \\ B \end{pmatrix} \quad (5)$$

together with Eq. (2) lead to the equation for allowed momenta⁸

$$\cos(pL + \delta_+(p)) = \sqrt{T_t(p)} \cos\left(2\pi \frac{\Phi}{\Phi_0}\right). \quad (6)$$

Since a persistent current is sensitive only to the energy spectrum at or close to the Fermi energy, we have made the following assumptions

$$\begin{aligned} T_t(p) &\Rightarrow T_t = \text{const} \\ \delta_+(p) &\Rightarrow \delta_+ \text{sign}(p) \end{aligned} \quad (7)$$

where T_t and δ_+ are the values of the transmission probability and the forward scattering phase at the Fermi surface. The potential is assumed to be smooth at the Fermi level.

The persistent current can now be calculated analytically for arbitrary values of temperature and the barrier transparency. The result is

$$\begin{aligned} I(\Phi, T, T_t) &= 4\pi I_0 \frac{T}{\Delta} \frac{\sin(2\pi\Phi/\Phi_0)}{\sqrt{T_t^{-1} - \cos^2(2\pi\Phi/\Phi_0)}} \times \\ &\sum_{k=1}^{\infty} \frac{\sin\{k \arccos[\sqrt{T_t} \cos(2\pi\Phi/\Phi_0)]\} \cos\{k(\delta_+ + 2\pi\mu/\Delta)\}}{\sinh(k2\pi^2 T/\Delta)}, \end{aligned} \quad (8)$$

where $I_0 \equiv ev_F/L$, $\Delta \equiv 2\pi\hbar v_F/L$ is the level spacing at the Fermi energy, v_F is the Fermi velocity and μ is the chemical potential of the 2D electron gas. As seen from Eq. (8), the only effect of the forward scattering phase, δ_+ , is to shift the chemical potential $\mu \rightarrow \mu_{eff} = \mu + \Delta\delta_+/2\pi$.

When the phase of a charged particle's wave function is shifted due to the presence of an electrostatic potential, Aharonov-Bohm like oscillations arise. This is sometimes called the electrostatic Aharonov-Bohm effect (see e.g. Ref. 13) and can in our approach be modelled by a scattering with perfect transmission $T_t = 1$. Contrary to the interaction with a vector potential, the phase shift induced by purely forward scattering is identical both

for the clockwise and the counterclockwise moving particles (see Eq. (6)). It results in a homogeneous shift of energy levels of electrons in a ring. Each time when a level crosses the Fermi surface of the reservoir, an extra electron enters (or leaves) the ring and the grand potential Ω oscillates. It is evident that these oscillations are completely identical to the ones caused by varying the chemical potential, μ .

As follows from Eq. (8) the crossover temperature $T^* = \Delta/2\pi^2$ (the temperature is suppressed at temperatures $T \gtrsim T^*$) does not depend on the barrier characteristics. It coincides with the crossover temperature for free electrons in a perfect (impurity free) ring in contact with an electron reservoir (see e.g. Ref. 14). At low temperatures $T \ll T^*$ Eq. (8) simplifies to

$$I(\Phi, T \rightarrow 0) = -\frac{1}{\pi} I_0 \frac{\sin(2\pi\Phi/\Phi_0)}{\sqrt{T_t^{-1} - \cos^2(2\pi\Phi/\Phi_0)}} \times \begin{cases} \arccos[\sqrt{T_t} \cos(2\pi\Phi/\Phi_0)] & N \text{ odd} \\ -\pi + \arccos[\sqrt{T_t} \cos(2\pi\Phi/\Phi_0)] & N \text{ even} \end{cases} \quad (9)$$

which is the zero temperature result given in Ref. 8 (here N is the total number of conduction electrons in the ring). For a small transparency of the barrier, the current is small $\propto \sqrt{T_t}$ and takes a sinusoidal form

$$I(\Phi) \propto I_0 \sqrt{T_t} \sin\left(2\pi \frac{\Phi}{\Phi_0}\right) \quad T \ll T^*. \quad (10)$$

The same conclusion is true also for high temperatures $T \gtrsim T^*$ when additional exponential damping appears

$$I(\Phi) = \frac{4}{\pi} I_0 \sqrt{T_t} \frac{T}{T^*} e^{-T/T^*} \sin\left(2\pi \frac{\Phi}{\Phi_0}\right) \cos\left(2\pi \frac{\mu_{eff}}{\Delta}\right). \quad (11)$$

Let us now study the persistent current of 1D weakly interacting electrons in the presence of a single barrier. For weakly interacting electrons the effect of interactions on scattering can be taken into account by a barrier renormalization. The incident electron is scattered not only by the bare external but also by the potential induced by charge density oscillations — Friedel oscillations — caused by backward scattering.⁷ For perfect transmission, $T_t = 1$, the Friedel oscillations are absent and electron-electron interactions do not affect electrostatic Aharonov-Bohm oscillations. For the case of a non-perfect ring, the transmission probability is strongly renormalized.^{7,10} Using the results of Ref. 10 we get the renormalized transmission probability, T_t^R , for a system of finite size L (energy level spacing $\Delta \sim \hbar v_F/L$) and at temperature T as follows

$$T_t^R = \begin{cases} T_t \left(\frac{\Delta}{D}\right)^{2\gamma} / \left\{ (1 - T_t) + T_t \left(\frac{\Delta}{D}\right)^{2\gamma} \right\}, & T \ll \Delta \\ T_t \left(\frac{T}{D}\right)^{2\gamma} / \left\{ (1 - T_t) + T_t \left(\frac{T}{D}\right)^{2\gamma} \right\}, & T \gtrsim \Delta. \end{cases} \quad (12)$$

In Eq. (12) $D \sim \epsilon_F$ is a bandwidth cutoff and γ characterizes the strength of the electron-electron interaction ($\gamma = V_0/2\pi\hbar v_F$ if only forward scattering is included¹⁰, here V_0 is the forward scattering amplitude of the electron-electron interaction). The interaction parameter γ can be expressed in terms of the Luttinger liquid stiffness constant $\alpha = v_F/s$ (s is the plasmon velocity) according to

$$\gamma = \frac{1}{2} \left(\frac{1}{\alpha^2} - 1 \right). \quad (13)$$

For weakly interacting electrons ($\alpha \rightarrow 1$) this relation can simply be written as $\gamma \simeq \alpha^{-1} - 1$. The interesting limiting case of Eqs. (8), (12) is the one of small barrier transparency ($T_t \ll 1$). In this limit and at low temperatures ($T \ll T^*$) the persistent current takes the form (see also⁸)

$$I_{int}(\Phi) \simeq \pm \frac{1}{2} I_0 \sqrt{T_t} \left(\frac{\Delta}{\epsilon_F} \right)^{\frac{1}{\alpha}-1} \sin\left(2\pi \frac{\Phi}{\Phi_0}\right). \quad (14)$$

The current is positive (paramagnetic response) for $0 < \mu_{eff} < \Delta/4$ and negative (diamagnetic response) for $\Delta/4 < \mu_{eff} < \Delta/2$. We note that at low temperatures the oscillations of the persistent current as a function of μ are rectangular (the parity effect, see Refs. 15,16) and for a small barrier transparency they have equal steps of para- and diamagnetic responses $\Delta\mu_p^{eff} = \Delta\mu_d^{eff} = \Delta/4$. The interaction dependent factor $(\Delta/\epsilon_F)^{1/\alpha-1}$ in Eq. (14) looks similar to the strongly interacting case, $\alpha \ll 1$.⁶ However now $\alpha \lesssim 1$ (more precisely $1 - \alpha \ll 1$) and Kane-Fisher's suppression is not pronounced. For high temperatures the current is

$$I_{int}(\Phi) \sim I_0 \sqrt{T_t} \left(\frac{\Delta}{\epsilon_F} \right)^{\frac{1}{\alpha}-1} \left(\frac{T}{\Delta} \right)^{\frac{1}{\alpha}} \times e^{-T/T^*} \sin\left(2\pi \frac{\Phi}{\Phi_0}\right) \cos\left(2\pi \frac{\mu_{eff}}{\Delta}\right). \quad (15)$$

Here again we have reproduced the power law temperature factor $(T/\Delta)^{1/\alpha} \gg 1$.^{17,6}

It is interesting to note that Eqs. (8), (12) do not predict an anomalous temperature dependence for the persistent current of weakly interacting electrons (it is beyond the accuracy which Eq. (12) holds with), in contrast to the case of strongly repulsive electrons where a sharp maximum develops with temperature.⁶

III. DOUBLE BARRIERS

When two barriers are introduced into the ring, the possibility of resonant behavior opens up. We will here assume that the two barriers are identical, each described by the same transfer matrix, \hat{T} (see Eq. (4)). The electron wavefunctions now have to be matched at two points

in the ring. Together with twisted boundary conditions, one gets after straightforward calculations the equation for allowed momenta (non-interacting electrons)

$$T_t(p) \cos\left(2\pi \frac{\Phi}{\Phi_0}\right) = (1 - T_t(p)) \cos[pL(1 - 2l/L)] + \cos(pL + 2\delta_+(p)) \quad (16)$$

where l is the distance between the tunnel barriers ($0 \leq l \leq L/2$). Again we let the transmission probability T_t and the forward scattering phase δ_+ take their respective values at the Fermi surface (see Eq. (7)). Generally the persistent current can be expressed in the following form

$$I = -I_0 \sum_{\{p_n\}} f_{FD}(p_n) \frac{1}{\hbar v_F} \left. \frac{\partial \epsilon(p)}{\partial p} \right|_{p=p_n} v(p_n) \quad (17)$$

where f_{FD} is the Fermi-Dirac distribution function, $\epsilon(p)$ is the dispersion relation ($\epsilon(p) = p^2/2m$) and $v \equiv \partial \epsilon(p)/\partial p$ is the dimensionless “band velocity” which for the spectrum Eq. (16) looks like

$$v = \frac{T_t \sin(2\pi\Phi/\Phi_0)}{(1 - T_t)\sigma \sin(2\pi x\sigma) + \sin(2\pi x + 2\delta_+)} \quad (18)$$

where $\sigma \equiv 1 - 2l/L$ and $x \equiv pL/2\pi$. By solving Eq. (16) numerically one can calculate the persistent current, Eq. (17), for the whole range of parameters entering Eq. (16). For low transparencies, $T_t \ll 1$, and at low temperature ($T \rightarrow 0$), the dependence of the persistent current amplitude on the dimensionless interbarrier distance l/L is shown in Fig. 1a (for a magnetic flux $\Phi/\Phi_0 = 1/4$). The plot demonstrates a typical resonance behavior with sharp resonance peaks and small off-resonance current $I_{off} \propto (\sqrt{T_t})^2 \sim T_t \ll 1$. The distinctive feature of the depicted resonant oscillations as compared to the well-known behavior of a double barrier introduced into an open system, is the smooth modulation of the resonance peaks. They are almost true resonances at small distances $l/L \ll 1$ (for $\Phi/\Phi_0 = 1/4$ the persistent current for an odd number of electrons in a perfect ring should be $I/I_0 = -2\Phi/\Phi_0 = -0.5$). With the increase of the interbarrier distance l , the amplitude of the peaks decreases and saturates at the value $I/I_0 \sim \sqrt{T_t}$ (in what follows we will call these peaks as semi-resonance peaks).¹

¹In the tunnel Hamiltonian model, semi-resonance oscillations of zero temperature persistent current were predicted in Ref. 11. An analogous effect leading to giant Josephson current in a superconducting tunnel junction was studied in Ref. 18.

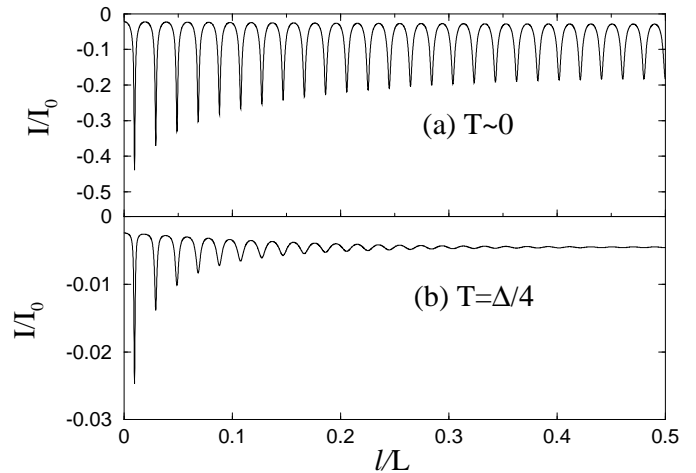


FIG. 1. Persistent current at low (a) and high (b) temperatures as a function of the dimensionless distance l/L between the two barriers in the ring ($0 \leq l \leq L/2$). The transparency of each barrier is $T_t = 0.1 \ll 1$, the flux penetrating the ring is $\Phi = \Phi_0/4$ and the total number of (spinless) electrons is $N = 51$ (odd). The peaks are equally spaced, $\Delta l = \lambda_F/2$. When the distance between the barriers are small, $l/L \ll 1$, the peaks correspond almost to true resonances (the current does not depend on T_t). These peaks survive at finite ($T \sim \Delta$) temperatures. When the two barriers are far apart from each other, $l/L \sim 1/2$, the amplitudes of the peaks at low temperatures are only an order $1/\sqrt{T_t}$ larger than the off-resonant current. These peaks are easily washed out by temperature (see Eq. (30)).

At finite temperatures the resonance oscillations survive for $l/L \ll 1$ whereas the semi-resonance peaks vanish (see Fig. 1b). Such an unusual manifestation of resonant tunneling in a closed system (a ring) demands a physical explanation. Therefore we analyze Eq. (16) analytically for different ranges of parameters to describe different regimes of persistent current oscillations in a ring with double barriers.

It is evident from Eq. (16) that for special values of barrier separation, l , there are momenta, p_n , which do not depend on the barrier transparency. This resonance spectrum can be found from a particular solution of Eq. (16)

$$\begin{cases} \cos(2\pi x\sigma) + \cos(2\pi x + 2\delta_+ \text{sign}(x)) = 0 \\ \cos(2\pi\Phi/\Phi_0) + \cos(2\pi x\sigma) = 0 \end{cases} \quad (19)$$

The spectrum of true resonance which follows from Eq. (19) is the same as for a ring without scatterers

$$x_n = \frac{\Phi}{\Phi_0} + n - \frac{1}{\pi} \delta_+ \text{sign}(n) \quad n = 0, \pm 1, \dots \quad (20)$$

By substituting Eq. (19) into Eq. (18) one gets the dimensionless derivatives of the energy levels over flux (“velocities”) as follows

$$v^{(\pm)} = \frac{T_t}{1 \pm \sigma(1 - T_t)}. \quad (21)$$

The two signs in Eq. (21) correspond to two different sets of roots of Eq. (19) for the “lengths” σ_k

$$x_n \left(1 \pm \sigma_k^{(\mp)} \right) = k - \frac{\delta_{\pm}}{\pi} \text{sign}(k) \quad k = 0, \pm 1, \dots \quad (22)$$

Let us now consider the case of a small barrier transparency ($T_t \ll 1$). From Eq. (10) it is evident that off resonance, the persistent current should be suppressed by the order $(\sqrt{T_t})^2 = T_t$. The velocity $v^{(+)}$ corresponds to such a small persistent current ($\sim T_t$) and is thus of no interest for us. On the contrary, the velocity $v^{(-)}$ in the limit $\sigma \rightarrow 1$ (i.e. $l \rightarrow 0$) does not depend on T_t ($v^{(-)} \rightarrow 1$). It means that for particular (resonant) lengths $\sigma_k^{(-)}$ satisfying Eq. (22) and the condition $1 - \sigma_k^{(-)} \ll 1$, we will have resonant persistent current in a double barrier ring.

Since the spectrum for resonant tunneling, Eq. (20), is the same as for a perfect ring, the temperature dependence of resonant persistent current (as well as the dependence of current on the forward scattering phase $\delta_t = 2\delta_+$) is described by a standard formula

$$I_r(\Phi, T, \delta_t) = 4\pi I_0 \frac{T}{\Delta} \sum_{k=1}^{\infty} \frac{\sin\left(k 2\pi \frac{\Phi}{\Phi_0}\right) \cos\{k(\delta_t + 2\pi\mu/\Delta)\}}{\sinh(k 2\pi^2 T/\Delta)} \quad (23)$$

so that the crossover temperature is $T^* = \Delta/2\pi^2$. We have already seen from Eq. (8), that for a single barrier (off resonance situation) the crossover temperature also coincides with T^* . It means that though with the increase of temperature, the persistent current amplitude is decreased, the ratio of on- to off resonance current does not depend on temperature. This fact explains why the resonant oscillations survive even in the high temperature region.

What is the distance between the resonance peaks? It is evident that the resonant structure, being a consequence of quantum mechanical interference, should be periodic in $\lambda/2$, where $\lambda = h/p$ is the de Broglie wavelength. For persistent current the relevant energy scale is the Fermi energy. Therefore one can expect the resonance peak spacing to be equal to $\lambda_F/2$ ($\lambda_F = 2\pi\hbar/p_F$ is the Fermi wavelength). It is easy to confirm this conclusion by a direct calculation using Eq. (22) for resonant tunneling (upper sign). By noticing that the main contribution to the persistent current comes from the energy levels at the Fermi “surface” we get for the peak positions the simple expression

$$l_n^{(r)} = \frac{\lambda_F}{2} \left(\frac{1}{2} + n \right), \quad n = 0, 1, 2, \dots \quad (24)$$

For mesoscopic rings ($N \gg 1$) the positions of the resonance peaks neither depend on flux, Φ , nor on the transmission probability, T_t . The peak spacing is inversely proportional to the electron density $\Delta l = 1/\rho$.

Now we proceed to the case when the two barriers are far apart from each other ($l \sim L/2$). When l/L is not small, both solutions of Eq. (19) give a small (off resonance) current ($\propto T_t$). To explain the relatively large $\sqrt{T_t}$ -peaks of Fig. 1a one should look for another solution to the equation for the spectrum. As follows from Eq. (16), the off-resonance situation takes place when the cosine in the first term of the righthand side of the equation is small. In the opposite limit

$$\cos(2\pi x \sigma) = \pm 1 \quad (25)$$

the spectrum $x^{(s)}$ reads

$$\cos\left(2\pi x^{(s)} + 2\delta_+\right) = \mp 1 + T_t \left\{ 1 + \cos\left(2\pi \frac{\Phi}{\Phi_0}\right) \right\}. \quad (26)$$

The “velocity” for the semi-resonance peaks has the following form

$$v^{(s)} = \frac{T_t \sin(2\pi\Phi/\Phi_0)}{\sqrt{1 - [\pm 1 - T_t(1 + \cos(2\pi\Phi/\Phi_0))]^2}} \stackrel{T_t \ll 1}{\approx} \sqrt{T_t} \frac{\sin(2\pi\Phi/\Phi_0)}{\sqrt{2(1 \pm \cos(2\pi\Phi/\Phi_0))}} \quad (27)$$

Note here the square-root dependence of the velocity on the transparency T_t implying the same dependence for the persistent current (see also Ref. 11).

Using the spectrum, Eq. (26), it is easy to calculate the persistent current at finite temperatures. It can be shown that the “ \pm ” signs in Eq. (26) correspond to a ring with an odd (“+”) or even (“−”) number of spinless electrons. The parity effect can as usual be reproduced by a shift of the magnetic flux $\Phi/\Phi_0 \Rightarrow \Phi/\Phi_0 + 1/2$ in the final expressions (see e.g. review¹⁴). So in what follows we will for definiteness consider an odd number of electrons in the ring.

We omit the straightforward calculations of the persistent current, using the spectrum Eq. (26) and the Fermi-Dirac distribution function. For small barrier transparencies ($T_t \ll 1$) the final expressions for the persistent current of semi-resonance peaks takes the form

$$I^{(s)}(\Phi) = -\frac{2}{\pi} I_0 \sqrt{T_t} \frac{\sin(2\pi\Phi/\Phi_0)}{\sqrt{2(1 + \cos(2\pi\Phi/\Phi_0))}} \frac{T}{T^*} \times \sum_{k=1}^{\infty} \frac{\sin\left\{k\sqrt{T_t 2(1 + \cos(2\pi\Phi/\Phi_0))}\right\}}{\sinh(kT/T^*)}. \quad (28)$$

At small temperatures $T \ll T^*$ the summation in Eq. (28) can be replaced by integration and the desired current is

$$I^{(s)}(\Phi) = -I_0 \frac{\sqrt{T_t} \sin(2\pi\Phi/\Phi_0)}{\sqrt{2(1 + \cos(2\pi\Phi/\Phi_0))}} \times \tanh\left\{\frac{\pi}{2} \frac{T^* \sqrt{2T_t(1 + \cos(2\pi\Phi/\Phi_0))}}{T}\right\}. \quad (29)$$

We see that the crossover temperature T_s^* for semi-resonant currents depends on the transparency and for small T_t it is much smaller than T^*

$$T_s^* = \frac{\pi}{2} T^* \sqrt{2T_t(1 + \cos(2\pi\Phi/\Phi_0))}^{\Phi/\Phi_0 \neq 1/2} \sqrt{T_t} T^* \ll T^*. \quad (30)$$

The zero temperature ($T \ll T_s^*$) current is (N is odd and the current is diamagnetic)

$$I^{(s)}(\Phi) \xrightarrow{T \rightarrow 0} -I_0 \sqrt{T_t} \sin\left(\pi \frac{\Phi}{\Phi_0}\right) \text{sign}\left\{\cos\left(\pi \frac{\Phi}{\Phi_0}\right)\right\}. \quad (31)$$

For an even number of electrons in the ring, the magnetic flux should be shifted by $\Phi_0/2$ and the response becomes paramagnetic as dictated by the parity effect for spinless fermions.

At temperatures $T \gg T_s^*$ the current in Eq. (29), $I^{(s)} \propto I_0 T_t T^*/T$, is of the order of the non-resonant current and the high temperature semi-resonance oscillations disappear (see Fig. 1b).

It is worthy to note here that analogous estimations hold for the temperature dependence of paramagnetic current in a perfect ring at low fluxes ($\Phi/\Phi_0 \ll 1$)

$$I(\Phi) = \frac{2}{\pi} I_0 \frac{T}{T^*} \sum_{k=1}^{\infty} \frac{\sin(2\pi k \Phi/\Phi_0)}{\sinh(kT/T^*)} \quad \Phi/\Phi_0 \ll 1, T \ll T^* \\ I_0 \tanh\left(\frac{T^*}{T} \pi^2 \frac{\Phi}{\Phi_0}\right). \quad (32)$$

This analytic formula explains how the jump of current $\Delta I = 2I_0$ at $T \rightarrow 0$ and $\Phi = 0$ is smeared by temperature.

The position of the semi-resonance peaks (Fig. 1a) can be found from Eqs. (25), (26)

$$l_n^{(s)} = \frac{L}{2} - n \frac{\lambda_F}{2} - \frac{\lambda_F}{8} [1 + (-1)^N], \quad n = 0, 1, 2, \dots \quad (33)$$

The spacing of the semi-resonance peaks $\Delta l = \lambda_F/2$ is the same as for the resonance peaks, but unlike the case of “true” resonances their positions depend on the parity of the total number of electrons in the ring (see the last term in Eq. (33)). For mesoscopic rings ($N \gg 1$) with not a too small transparency, the resonance peaks smoothly transform to the semi-resonance ones (Fig. 1a).

Now we can estimate the crossover length, l_c , from resonance to semi-resonance behavior. By equating the two “velocities” of Eqs. (21) and (27) one gets

$$l_c/L \sim \sqrt{T_t} \ll 1 \quad (34)$$

For small barrier transparencies, the range of “true” resonance oscillations (see Fig. 1a) is very narrow and can

be neglected. One can say that a strong double barrier in a closed system leads only to semi-resonance peaks ($I_{peak} \approx I_0 \sqrt{T_t}$ at $T=0$) which easily are washed out by temperature. It means that at not too small temperatures and for strong enough barriers, any resonant behavior of persistent current is improbable. The inclusion of interactions only strengthens this general conclusion (see below).

It is useful to present a simple qualitative explanation of the appearance of the semi-resonance peaks. Let us consider a ring divided by two strong barriers into two independent segments. When $l = L/2$ (the barriers are situated diametrically opposite) the segments are identical and in the absence of tunneling ($T_t \rightarrow 0$) all energy levels are doubly degenerated. Tunneling lifts this degeneracy and gives rise to an energy splitting which is proportional to $\sqrt{T_t}$. This very energy splitting also determines the width of the band structure of energy levels as a function of flux Φ . The persistent current, being proportional to the band velocity at the Fermi level, is also of the order of $\sqrt{T_t}$. So in order to have large (proportional to $\sqrt{T_t}$ rather than T_t) persistent current, one needs to arrange a situation where in the absence of tunneling there is a degeneracy at the Fermi energy. If $l \neq d = L/2 - l$ and $\Delta l = |l - d| \ll l, d$, it is easy to show starting from a spectrum in absence of tunneling $p_k^{l(d)} = \frac{\pi}{l(d)}(k + 1/2)$ (k is an integer) that the resonance condition for mesoscopic rings ($N \gg 1$) is satisfied for the set of $\Delta l_n = n/\rho_0$ (ρ_0 is the one-dimensional electron density, $n = 1, 2, 3, \dots$). We again come to the peak spacing $\Delta l = \lambda_F/2$.

Since the spacing in question depends on the electron density, one can expect resonant-like behavior of the persistent current amplitude as a function of the gate voltage. To consider (qualitatively) this effect we start (in the general case) from a non-resonant situation (l, ρ_0) corresponding to a small current ($I \sim T_t \ll 1$). By varying the gate voltage, one can change the number of electrons on the ring. Hence the persistent current, still remaining small, should exhibit diamagnetic oscillations which are rectangular at low temperatures¹⁹. If $T_t \ll 1$ the plateau for diamagnetic response and the plateau for paramagnetic response are practically equal (see Eq. (14)). With a further increase of the number of electrons on the ring, we come at last to a density ρ which matches at fixed L and l the resonance condition. As a result the persistent current peaks. The numerical calculations confirm this scenario (see Fig. 2).

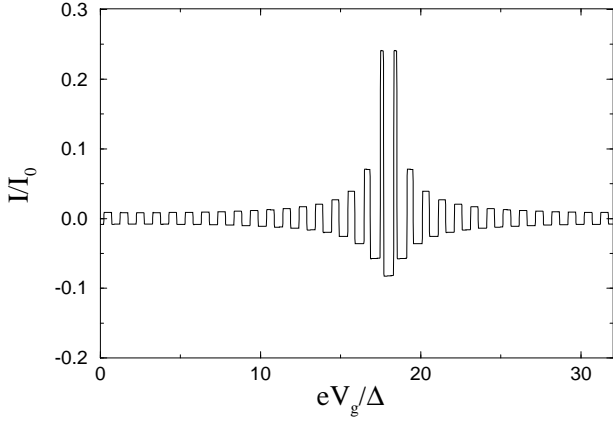


FIG. 2. Low-temperature persistent current as a function of normalized gate voltage. Δ is the energy level spacing. The transparency of each barrier is $T_t = 0.1 \ll 1$ and the flux penetrating the ring is $\Phi = \Phi_0/20$. The number of electrons changes with the gate voltage and the current exhibit dia \leftrightarrow paramagnetic oscillations. For certain gate voltages the density of electrons for a fixed ratio l/L satisfies the resonance condition and the persistent current peaks.

In our approach we can model the influence of a plunger gate voltage on the persistent current by varying the forward scattering phase, δ_+ . One could expect that starting from an off-resonant current at $\delta_+ = 0$, one obtains a resonant current for certain values of δ_+ . This behavior is depicted in Fig. 3 for two different cases (with barrier separations corresponding to true- and semi-resonant regions). Now semi-resonant behavior is characterized by a broad step-like burst of the current (at $T = 0$) whereas the true-resonance peaks still remain sharp (see Fig. 3a). Temperature strongly suppresses and widens the semi-resonance bursts of current while the true-resonance peaks, though suppressed in amplitude, keep their shape (see Fig. 3b).

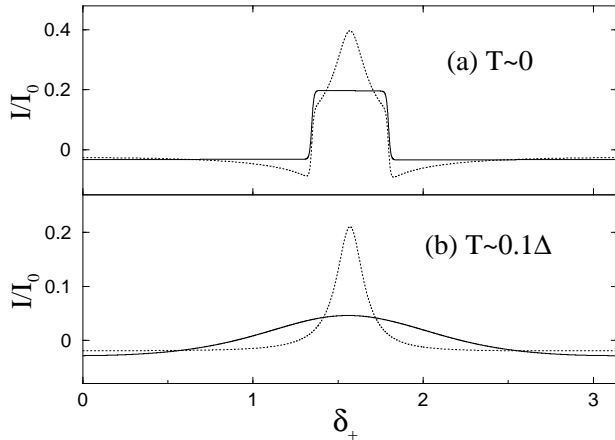


FIG. 3. Persistent current at low (a) and finite (b) temperatures as a function of the forward scattering phase which models a plunger gate voltage (see text). The transparency of each barrier is $T_t = 0.1 \ll 1$, the flux penetrating the ring is $\Phi = \Phi_0/4$ and the total number of electrons is $N = 51$. Two different interbarrier distances ($l/L = 1/N$ and $l/L = 24/N$) are considered. The larger (smaller) distance corresponds to the semi- (true-) resonant region. At low temperatures semi-resonant behavior (solid line) is characterized by a broad step-like burst of the current whereas the true-resonance peaks (dotted line) still remain sharp. Temperature strongly suppresses and widens the semi-resonance bursts of current while the true-resonance peaks, though suppressed in amplitude, keep their shape.

Until now we have studied the behavior of noninteracting electrons in a double barrier ring. For an open system it is known²⁰ that resonant tunneling takes place even for interacting electrons if the interaction is not strong. It is evident in the approach developed in Ref. 10 that weak interactions can not affect resonant tunneling (for $T_t(p_r)=1$ there are no Friedel oscillations causing a barrier renormalization).

Semi-resonance peaks ($\propto \sqrt{T_t}$) appear in the situation when the barriers are situated far from each other ($l \sim L/2 \gg \lambda_F$). In this case the effect of electron-electron interactions can be accounted for by an independent renormalization of the transparency of each individual barrier, Eq. (12). According to this formula, both the semi-resonance peaks and the non-resonant current are suppressed by interactions. At $T = 0$ their ratio $I^{(s)}/I_{off} \sim (T_t^R)^{-1/2} \sim \frac{1}{\sqrt{T_t}} \left(\frac{\epsilon_F}{\Delta}\right)^{1/\alpha-1}$ will increase with the increase of interactions ($\alpha = 1$ for the non-interacting case and $\alpha < 1$ for repulsive interactions). The peaks become more pronounced and the range of semi-resonance oscillations is extended (the renormalized crossover length $l_c^R \sim l_c \left(\frac{\Delta}{\epsilon_F}\right)^{1/\alpha-1} \ll l_c$). However the repulsive interaction also diminishes the crossover temperature T_s^* , Eq. (30), of semi-resonance oscillations. Therefore at finite temperatures the influence of (even weak) interactions gives a tendency to prevent the appearance of all kinds of resonant effects. For strong interactions different barriers act non-coherently already at zero temperature. Nevertheless unlike the case of strong interaction, weak (or moderate) electron-electron repulsion allows in principle the current of a ring with impurities to be resonant.

IV. CONCLUSIONS

Recently coherent resonant tunneling through a quantum dot was observed in several sets of experiments.^{21–24} It was revealed^{21–23} that resonant tunneling gives rise to a strong modulation of Coulomb blockade oscillations. For a quantum dot embedded into a ring which was subjected to an Aharonov-Bohm flux, the phase of

the dot's transmission coefficient changed abruptly by π across each resonance peak.²⁴ The last property was easily understood already in a 1D model of non-interacting particles.^{25,26} It is known that transport (conductance) and thermodynamic (persistent current) characteristics of ballistic structures have much in common. They both originate from coherent dynamics of electrons in mesoscopic structures (quantum rings and dots). However, persistent currents pertinent to a closed geometry, demonstrate as a rule a more subtle behavior in comparison with conductance. It is interesting to compare our predictions for the behavior of persistent currents in double barrier ring with the results of measurement of resonant electron tunneling in quantum dots.

First of all resonant tunneling gives rise to a large (for a small barrier transparency) modulation of the persistent current amplitude (see also Ref. 11). This result demonstrates that resonant tunneling influences drastically not only transport properties of mesoscopic systems but the oscillating behavior of thermodynamic quantities as well. In particular coherent resonant tunneling in a closed system (a quantum ring) can be detected by measuring the modulation of parity oscillations (see Fig. 2). Unlike resonant tunneling in an open geometry²¹⁻²³, a quantum ring with two barriers exhibits a more complex behavior of resonance peaks. For a compact ($l \ll L$) double barrier structure, we have true resonance oscillations (analogous to the ones observed in Ref. 23 for conductance). If the barriers are situated far apart from each other ($l \sim L/2$), the amplitude of the resonance peaks is determined by the single barrier current (semi-resonance behavior).¹¹ The relative amplitude of true resonance peaks weakly depends on temperature (as for peaks observed in Ref. 23), whereas the semi-resonance peaks are easily washed out by temperature. The resonant behavior of persistent currents is sensitive to correlation effects. It is known that electron-electron interactions decrease the effective barrier transparency (Kane-Fisher suppression). This effect for weak interactions and low temperatures gives rise to a more pronounced resonance structure. On the contrary, for strong interactions or at high temperatures, the resonance behavior of persistent current completely disappears.

We gratefully acknowledge discussions with C. Canali, A. Gogolin, L. Gorelik, M. Jonson, Yu Lu, R. Shekhter and V. Shumeiko. This work was supported by the Royal Swedish Academy of Science (KVA), the Swedish Natural Science Research Council (NFR) and by INTAS Grant No. 94-3962. One of us (I.K.) acknowledges the hospitality of the Department of Applied Physics, CTH/GU and of the International Centre for Theoretical Physics, Trieste.

- ¹ L. Gunther and Y. Imry, Solid State Comm. **7**, 1391, (1969).
- ² I. O. Kulik, JETP Lett. **11**, 275 (1970).
- ³ M. Büttiker, Y. Imry, and R. Landauer, Phys. Lett. A **96**, 365 (1983).
- ⁴ L. P. Levy, G. Dolan, J. Dunsmuir, and H. Bouchiat, Phys. Rev. Lett. **64**, 2074 (1990).
V. Chandrasekhar, R. A. Webb, M. J. Brady, M. B. Ketchen, W. J. Gallagher, and A. Kleinsasser, Phys. Rev. Lett. **67**, 3578 (1991).
- ⁵ D. Mailly, C. Chapelier, and A. Benoit, Phys. Rev. Lett. **70**, 2020 (1993).
- ⁶ (a) I. V. Krive, R. I. Shekhter, S. M. Girvin, and M. Jonson, Physics Scripta **54**, 123 (1994)
(b) I. V. Krive, P. Sandström, R. I. Shekhter, S. M. Girvin, and M. Jonson, Phys. Rev. B **52**, 16451 (1995).
- ⁷ C. L. Kane and M. P. A. Fisher, Phys. Rev. Lett. **68**, 1220 (1992).
- ⁸ A. O. Gogolin and N. V. Prokof'ev, Phys. Rev. B **50**, 4921 (1994).
- ⁹ H. Mori, Phys. Rev. B **52**, 12943 (1995).
- ¹⁰ K. A. Matveev, D. Yue, and L. I. Glazman, Phys. Rev. Lett. **71**, 3351 (1993).
D. Yue, L. I. Glazman, and K. A. Matveev, Phys. Rev. B **49**, 1966 (1994).
- ¹¹ M. Büttiker and C. A. Stafford, Phys. Rev. Lett. **76**, 495 (1996).
- ¹² N. Byers and C. N. Yang, Phys. Rev. Lett. **7**, 46 (1961).
- ¹³ S. Washburn, H. Schmid, D. Kern, and R. A. Webb, Phys. Rev. Lett. **59**, 1791 (1987).
- ¹⁴ A. A. Zvyagin, and I. V. Krive, Low Temp. Phys, **21**, 533 (1995).
- ¹⁵ D. Loss, Phys. Rev. Lett. **69**, 343 (1992).
- ¹⁶ F. V. Kusmartsev, Phys. Rev. B **46**, 7674 (1992).
- ¹⁷ C. L. Kane and M. P. A. Fisher, Phys. Rev. B **46**, 1220 (1992).
L. I. Glazman, I. M. Ruzin, and B. I. Shklovskii, Phys. Rev. B **45**, 8454 (1992).
- ¹⁸ G. Wendin and V. S. Shumeiko, Phys. Rev. B **53**, R6006 (1996).
- ¹⁹ I. V. Krive, P. Sandström, R. I. Shekhter, and M. Jonson, to appear in Ann. of Phys.
- ²⁰ C. L. Kane and M. P. A. Fisher, Phys. Rev. B **46**, 7268 (1992).
A. Furusaki, and N. Nagaosa, Phys. Rev. B **47**, 3827 (1993).
- ²¹ A. T. Johnson, L. P. Kouwenhoven, W. de Jong, N. C. van der Vaart, C. J. P. M. Harmans, and C. T. Foxon, Phys. Rev. Lett. **69**, 1592 (1992).
- ²² T. Heinzel, S. Manus, D. A. Wharam, J. P. Kotthaus, G. Böhm, W. Klein, G. Trankle, and G. Weimann, Europhys. Lett. **26**, 689 (1994).
- ²³ T. H. Wang and S. Tarucha, Appl. Phys. Lett. **69**, 406 (1996).
- ²⁴ A. Yacoby, M. Heiblum, D. Mahalu, and Hadas Shtrikman, Phys. Rev. Lett. **74**, 4047 (1995).
- ²⁵ A. Yacoby, R. Schuster, and M. Heiblum, Phys. Rev. B **53**, 9583 (1996).
- ²⁶ G. Hackenbroich and H. A. Weidenmüller, Phys. Rev. Lett. **76**, 110 (1996).