

Quantum fluctuations in the incommensurate phase of CsCuCl_3 under transverse magnetic field

Tetsuro Nikuni*

*Department of Physics, Tokyo Institute of Technology, Oh-okayama, Tokyo, 152 Japan
and Department of Physics, University of Toronto, Toronto, Ontario, Canada M5S 1A7*

A. E. Jacobs†

*Department of Physics, University of Toronto, Toronto, Ontario, Canada M5S 1A7
(October 11, 2018)*

Abstract

In low magnetic field, the stacked, triangular antiferromagnet CsCuCl_3 has a helical structure incommensurate (IC) in the chain direction. The IC wavenumber (from neutron-diffraction experiments) decreases with increasing field transverse to the chains, as predicted by classical theory, but then it has a plateau almost certainly caused by quantum fluctuations. Linear spin-wave theory fails because fluctuations have particularly large effects in the IC phase. An innovative phenomenological treatment of quantum fluctuations yields a plateau at approximately the observed value and the observed fields; it predicts a transition to the commensurate phase so far not observed. Results depend sensitively on a weak anisotropy.

64.70.Rh, 75.10.Jm, 75.25.+z, 75.50.Ee

I. INTRODUCTION

Compounds of the ABX_3 family ($A = \text{Rb, Cs}$; $B = \text{Mn, Fe, Co, Ni, Cu, V}$; $X = \text{Cl, Br, I}$) figure prominently in the study of phase transitions in low-dimensional systems. Much of the interest in the magnetic-field behavior of compounds like CsCuCl_3 arises because they are physical realizations of models related to the triangular antiferromagnet (TAFM). The TAFM ground state is both continuously and discretely (two-fold) degenerate, even in the presence of a magnetic field \mathbf{H} (with magnitude H less than the saturation field H_S), unlike that of the square-lattice AFM. In a field, thermal fluctuations^{1–4} in classical TAFM models and quantum fluctuations^{5,6} break the continuous degeneracy (which is nontrivial because it is not due to a symmetry of the Hamiltonian) in the same way, both selecting for example the collinear structure at $H \approx H_S/3$.

The magnetic properties of CsCuCl_3 (with a Néel temperature⁷ $T_N = 10.7 \text{ K}$) arise from the Cu^{++} ions; to a good approximation, these form a triangular lattice of parallel chains, the other ions serving to define the structure. The major interactions, all nearest-neighbor, are a ferromagnetic exchange interaction in the chain or c direction, a weaker antiferromagnetic exchange interaction between chains (within the a - b planes), and a Dzyaloshinskii–Moriya⁸ (DM) interaction also in the c direction. Both exchange interactions are nearly isotropic; the latter is frustrated. Recent studies^{9,10} of the structure and of the phase transition giving rise to the DM term cite earlier literature on these topics. In the simplified structural model, the classical, zero-temperature, zero-field structure is a three-sublattice, $\pm 120^\circ$ TAFM structure in each a - b plane; the spins lie in the planes and rotate from plane to plane, forming an incommensurate (IC) helical structure¹¹.

Fluctuation effects are likely large in CsCuCl_3 for several reasons: the Cu spin is small ($S = 1/2$), the system is almost one-dimensional (the intrachain interaction is much larger than the interchain interaction), the interchain interaction is frustrated, the exchange interactions are nearly isotropic, and the structure is incommensurate. Experiments in magnetic field (difficult because $H_S = 30 \text{ T}$) indeed find major effects due to quantum fluctuations.

CsCuCl_3 in a longitudinal field ($\mathbf{H} \parallel \mathbf{c}$) appears to be well understood at low temperatures T , but the transition at T_N has puzzling features¹². The discontinuity^{13–15} in the low- T magnetization at $H \approx 0.4 H_S$ was shown by Nikuni and Shiba^{16,17} to be a novel, fluctuation-induced phase transition from the umbrella structure (optimal at small H due to a small, easy-plane anisotropy¹⁸ in the intrachain exchange) to a coplanar structure (optimal at larger H due to quantum fluctuations). Further experiments^{19–23}, including neutron-diffraction²⁴ and specific-heat measurements¹² near T_N , confirmed their analysis.

Properties for a transverse field ($\mathbf{H} \perp \mathbf{c}$) are not well established. Small fields deform the helix, increasing its period; in agreement with experiment^{21,24}, classical (mean-field) theory^{25,26} predicts that the IC wavenumber q decreases quadratically as H increases and that the curvature increases with T . The structure remains incommensurate²¹ up to $H \approx 0.44 H_S$; it is unknown at larger fields, where classical theory^{25,26} predicts an intermediate commensurate (C) phase in which each plane has the same three-sublattice structure. Classical theory fails at intermediate fields: near $H_S/3$, plateaus are observed in the magnetization¹⁵ m , the ^{133}Cs NMR shift²³ and the wavenumber²¹; the ESR measurements²² are not easily interpreted. The plateau in m , as for the TAFM^{5,6}, is due to quantum fluctuations²⁵ (the analysis was done for the C state, but the result for the IC state should

not differ much). Quantum fluctuations are surely responsible also for the plateau in q , but this remains to be demonstrated. Recent specific-heat, magnetization and neutron-diffraction measurements²⁷ near T_N suggest major effects due to thermal fluctuations: T_N increases with field (as in the TAFM^{1,3,28}) and a new phase appears.

The following examines quantum fluctuations in the incommensurate phase of CsCuCl_3 . Section II.A describes the Hamiltonian. Section II.B describes classical results (from solution of the Euler–Lagrange equations); surprisingly, the spins do not remain in the a – b planes at intermediate fields (as found also by Jensen²⁹). Section II.C describes a linear spin-wave (LSW) analysis based on the classical results; this fails because LSW theory does not find the C-state and IC-state energies to equivalent accuracy. Section III introduces a phenomenological treatment of quantum fluctuations and shows that it works well for the C state; the same approach applied to the IC state yields a plateau in the wavenumber at approximately the observed value and at approximately the observed fields. Although results are rather sensitive to an anisotropy parameter, we conclude that a commensurate phase should appear at a field well below the saturation field, likely below $0.5 H_S$.

II. HAMILTONIAN AND ANALYSIS

A. Hamiltonian

The Hamiltonian corresponding to the simplified structure is

$$\begin{aligned} \mathcal{H} = \sum_{in} \Big[& -2 J_0 \mathbf{S}_{in} \cdot \mathbf{S}_{i,n+1} + 2 \eta J_0 S_{in}^{(z)} S_{i,n+1}^{(z)} - D \hat{\mathbf{z}} \cdot (\mathbf{S}_{in} \times \mathbf{S}_{i,n+1}) \\ & + J_1 \sum_k' \mathbf{S}_{in} \cdot \mathbf{S}_{kn} - g \mu_B H \hat{\mathbf{x}} \cdot \mathbf{S}_{in} \Big] , \end{aligned} \quad (1)$$

where \mathbf{S}_{in} is the spin operator at the i -th site in the n -th a – b plane, $\hat{\mathbf{z}}$ and $\hat{\mathbf{x}}$ are unit vectors in the c and a directions, and the k sum is over the six, in-plane, nearest neighbors of the site in . The first term ($\propto J_0$) is the isotropic, ferromagnetic exchange interaction between spins in nearest-neighbor planes, the second is an anisotropic correction (of easy-plane type) to the first, the third ($\propto D$) is the interplane DM interaction, the fourth ($\propto J_1$) is the isotropic, antiferromagnetic exchange interaction between nearest-neighbor spins in the a – b planes, and the fifth is the Zeeman energy in a transverse field \mathbf{H} . The values of the coefficients have been estimated in several articles^{7,30,31,18,32}; we use $J_0 = 28$ K, $\eta J_0 = 0.24$ K, $J_1 = 4.9$ K and $D = 5$ K. We omit the dipole–dipole interaction (which can induce an IC state modulated in the planes³³), the anisotropy of the interchain interaction, and several small, related effects (namely the displacement of the Cu ions from the c axis, the component of the DM vector perpendicular to the c axis, and the z component of the magnetizations^{24,32}). The saturation field $H_S = 30$ T, above which each spin is aligned with the field, is $18 J_1 S / (g \mu_B)$ in terms of the model; the reduced field is $h = H / H_S$. A longitudinal field ($\mathbf{H} \parallel \mathbf{c}$) maintains the axial symmetry of zero field, and the DM term can be eliminated^{16,17}. A transverse field ($\mathbf{H} \perp \mathbf{c}$) breaks the symmetry, and the DM term comes into full play.

The intrachain exchange term (J_0) favors a state with spins parallel in adjacent layers while the smaller DM term favors a rotation by $\pi/2$ per layer; the result at low fields is a helical structure, incommensurate in the c direction. The IC wavenumber q is small

($\approx 2\pi/71$) at $h = 0$ where the continuous degeneracy of the classical TAFM ground state corresponds to a mere shift in the origin of the coordinate system; the classical degeneracies remain for a transverse field $< H_S$, even if the spins are confined to the planes.

Both the DM term (inactive for the possible C state in transverse field) and the much smaller anisotropy term¹⁸ (responsible for the phase transition in longitudinal field^{16,17}) favor spins in the a - b planes. For the IC state in transverse field, it is natural to assume that the DM term confines the spins to the planes at all fields (as it does at small H), and to ignore the η term. Surprisingly, in-plane spins are unstable at intermediate fields for isotropic exchange (as found also by Jensen²⁹); the instability persists, but is much reduced, for the experimental anisotropy.

We assume that the three-sublattice structure is maintained^{21,24} at all fields $< H_S$. A continuum approximation²⁵ for the c -direction dependence is valid, but we require the discrete model because we approximate IC states as high-order commensurate states; in principle, we miss some features of IC states, but on the other hand we find that the states are not pinned. We use periodic boundary conditions $\mathbf{S}_{j,l+L} = \mathbf{S}_{jl}$, where $j = 1, 2, 3$ is the sublattice index and $l = 1, \dots, L$ is the layer index.

B. Classical analysis

In the classical approximation, the spin operators \mathbf{S}_{in} become classical vectors of length $1/2$, and the Hamiltonian of Eq.(1) becomes the energy function $E_{cl}(\{\mathbf{S}_{in}\})$. With Lagrange multipliers λ_{jl} for the constraints $\mathbf{S}_{jl} \cdot \mathbf{S}_{jl} - S^2 = 0$, the Euler-Lagrange equations are

$$\begin{aligned} & -2 J_0 (\mathbf{S}_{j,l-1} + \mathbf{S}_{j,l+1}) + 2 \eta J_0 (S_{j,l-1}^{(z)} + S_{j,l+1}^{(z)}) \hat{\mathbf{z}} - D (\mathbf{S}_{j,l+1} - \mathbf{S}_{j,l-1}) \times \hat{\mathbf{z}} \\ & + 6 J_1 (\mathbf{S}_{j-1,l} + \mathbf{S}_{j+1,l}) - 18 J_1 S h \hat{\mathbf{x}} - 2 \lambda_{jl} \mathbf{S}_{jl} = 0 ; \end{aligned} \quad (2)$$

the solutions are not pinned and so a condition such as $\hat{\mathbf{y}} \cdot \mathbf{S}_{11} = 0$ is necessary. Ref. 25 studied the continuum version of Eq.(2) (without the anisotropy term) for in-plane spins.

The Euler-Lagrange equations have many solutions. The one optimal at a given field is too often neither simple nor obvious, and so it was necessary to generate scores of solutions and follow them as functions of the field (in steps $\Delta h = 0.01$), minimizing the energy of each with respect to L ; composite solutions (with increased winding number) gave greater accuracy when such was desired. Random starting configurations were generated at various values of h and L , relaxed by conjugate-gradient minimization of the energy, and then used to start solution of the Euler-Lagrange equations.

Classical theory cannot explain the plateau in q , but it is a necessary preliminary to the LSW analysis and it sheds light on two questions: (1) does a commensurate state intervene between the incommensurate and aligned states, and (2) do the spins lie in the a - b planes at all fields? The answers depend crucially on the size of the anisotropy parameter η .

For isotropic exchange ($\eta = 0$), the optimal structure is incommensurate up to H_S . For $h \leq 0.38$, there are many solutions (as in the continuum approximation²⁵), but they are well separated in energy, and the spins remain in the planes for the optimal solution (the 111 solution of Ref. 25), which evolves continuously from the solution at $h = 0$. For $h \gtrsim 0.38$, the spins break out of the planes (in the optimal solution); this is surprising, for each intrachain term in the energy is optimized or neutral if the spins lie in the planes,

and so is the sum of the interchain and field terms. In contrast, we verified that the spins remain in the planes for all fields in the case of a model³⁴ with a ferromagnetic chain–chain interaction. The IC phase for $h \gtrsim 0.38$ is, however, very complicated: the solutions are far more numerous, they differ only slightly in energy for the most part, and the low–energy solutions are not the simplest; ground–state energy crossings make it impossible to identify with confidence the optimal solution in most of this range. In short, the IC phase is glassy for fields in much of the range $0.38 \lesssim h < 1$, the ground state changing often and unpredictably with field, from one complicated configuration to another.

The weak, easy–plane anisotropy¹⁸ $\eta = 8.6 \times 10^{-3}$ changes the phase diagram substantially, opening a large window for the C phase and destroying the glassy phase. For $0 \leq h \leq 0.41$, the in–plane IC solution of the previous paragraph is optimal; it extends to larger h because of the anisotropy. For $0.42 \leq h \leq 0.50$, a simple, out–of–plane, IC solution is optimal (but other IC solutions are close in energy); that is, both the DM and anisotropy terms acting in concert fail to confine the spins to the planes at all fields. For $0.51 \leq h < 1$, the commensurate (C) state is optimal. All transitions are second–order. If η were only slightly larger (say a few %), then likely the spins would remain in the planes at all fields, and the IC phase make a second–order transition to the C phase²⁵ at $h \approx 0.47$.

C. Linear spin–wave analysis

The following describes a linear–spin–wave (LSW) analysis of quantum fluctuations in incommensurate (IC) states. To our knowledge, fluctuations have previously been studied only in IC states which are sinusoidal or nearly so. The analysis was restricted to in–plane spins and isotropic exchange ($\eta = 0$), and so results were obtained only for $h \leq 0.38$.

A Holstein–Primakoff transformation³⁵ to boson operators (using a local coordinate system²⁵) and an expansion about the classical solutions give the Hamiltonian as

$$\mathcal{H} = E_{\text{cl}} + \mathcal{H}_1 + \mathcal{H}_2 + \text{O}(\sqrt{S}) ; \quad (3)$$

the classical spins are not colinear, and so the expansion parameter is $1/\sqrt{S}$ (rather than $1/S$), as in Refs. 25 and 36. The classical angles ϕ_{jl} between the spins and the field are determined by minimizing the classical energy E_{cl} (of order S^2) of the N spins:

$$\begin{aligned} E_{\text{cl}} = S^2 \frac{N}{3L} \sum_{j=1}^3 \sum_{l=1}^L & \left[-2 J_0 \cos(\phi_{j,l+1} - \phi_{jl}) - D \sin(\phi_{j,l+1} - \phi_{jl}) \right. \\ & \left. + 6 J_1 \cos(\phi_{j+1,l} - \phi_{jl}) - 18 J_1 h \cos \phi_{jl} \right] . \end{aligned} \quad (4)$$

The term \mathcal{H}_1 (of order $S^{3/2}$) is linear in the boson operators; it vanishes for the classical angles ϕ_{jl} and so is omitted. The LSW Hamiltonian \mathcal{H}_2 (of order S) has the standard form (quadratic in the boson operators):

$$\begin{aligned} \mathcal{H}_2 = -\frac{S}{2} \frac{N}{3L} \sum_{jl} C_{jl} + \frac{S}{2} \sum_{\mathbf{k}} \sum_{jl} \sum_{j'l'} & \left\{ \mathcal{A}_{jl,j'l'}(\mathbf{k}) \left[b_{jl}^\dagger(\mathbf{k}) b_{j'l'}(\mathbf{k}) + b_{jl}(-\mathbf{k}) b_{j'l'}^\dagger(-\mathbf{k}) \right] \right. \\ & \left. + \mathcal{B}_{jl,j'l'}(\mathbf{k}) \left[b_{jl}^\dagger(\mathbf{k}) b_{j'l'}^\dagger(-\mathbf{k}) + b_{jl}(-\mathbf{k}) b_{j'l'}(\mathbf{k}) \right] \right\} . \end{aligned} \quad (5)$$

The \mathbf{k} sum runs over the $N/(3L)$ points in the first Brillouin zone; the $3L \times 3L$ Hermitian matrices \mathcal{A} , \mathcal{B} and \mathcal{C} , the last diagonal ($\mathcal{C}_{jl,j'l'} = C_{jl} \delta_{jj'} \delta_{ll'}$) and independent of \mathbf{k} , are

$$\begin{aligned} [\mathcal{A}(\mathbf{k}) + \mathcal{B}(\mathbf{k}) - \mathcal{C}]_{jl,j'l'} = & -2J_0 \cos(\phi_{jl'} - \phi_{jl}) \delta_{j'j} \left(e^{ik_z} \delta_{l',l+1} + e^{-ik_z} \delta_{l',l-1} \right) \\ & -D \sin(\phi_{jl'} - \phi_{jl}) \delta_{j'j} \left(e^{ik_z} \delta_{l',l+1} - e^{-ik_z} \delta_{l',l-1} \right) \\ & +6J_1 \cos(\phi_{jl} - \phi_{jl}) \delta_{l'l} (\nu_{\mathbf{k}} \delta_{j',j+1} + \nu_{\mathbf{k}}^* \delta_{j',j-1}) , \end{aligned} \quad (6)$$

$$[\mathcal{A}(\mathbf{k}) - \mathcal{B}(\mathbf{k}) - \mathcal{C}]_{jl,j'l'} = -2J_0 \delta_{j'j} \left(e^{ik_z} \delta_{l',l+1} + e^{-ik_z} \delta_{l',l-1} \right) + 6J_1 \delta_{l'l} (\nu_{\mathbf{k}} \delta_{j',j+1} + \nu_{\mathbf{k}}^* \delta_{j',j-1}) , \quad (7)$$

$$\begin{aligned} C_{jl} = & 2J_0 [\cos(\phi_{j,l+1} - \phi_{jl}) + \cos(\phi_{jl} - \phi_{j,l-1})] + D [\sin(\phi_{j,l+1} - \phi_{jl}) + \sin(\phi_{jl} - \phi_{j,l-1})] \\ & -6J_1 [\cos(\phi_{j+1,l} - \phi_{jl}) + \cos(\phi_{j-1,l} - \phi_{jl})] + 18J_1 h \cos \phi_{jl} , \end{aligned} \quad (8)$$

where $\nu_{\mathbf{k}}$ is the in-plane structure factor

$$\nu_{\mathbf{k}} = \frac{1}{3} \left\{ \exp(ik_x) + \exp \left[\frac{1}{2} i \left(-k_x + \sqrt{3}k_y \right) \right] + \exp \left[\frac{1}{2} i \left(-k_x - \sqrt{3}k_y \right) \right] \right\} . \quad (9)$$

After a standard transformation^{35,37} to creation and annihilation operators γ_{jl}^\dagger and γ_{jl} for the spin-wave excitations, \mathcal{H}_2 takes the form

$$\mathcal{H}_2 = -\frac{S}{2} \frac{N}{3L} \sum_{jl} C_{jl} + S \sum_{\mathbf{k}} \sum_{jl} \epsilon_{jl}(\mathbf{k}) \left[\gamma_{jl}^\dagger(\mathbf{k}) \gamma_{jl}(\mathbf{k}) + \frac{1}{2} \right] . \quad (10)$$

The ground-state value is $E_2 = \langle 0 | \mathcal{H}_2 | 0 \rangle$; the excitation energies ϵ (≥ 0) are found from

$$\det \left[(\mathcal{A} - \mathcal{B})(\mathcal{A} + \mathcal{B}) - \epsilon^2 \hat{1} \right] = 0 . \quad (11)$$

The eigenvalue problem for $\epsilon_{jl}^2(\mathbf{k})$ is Hermitian, but the result for $\epsilon_{jl}(\mathbf{k})$ can be imaginary (as when the classical, in-plane solutions become unstable at intermediate fields).

The LSW analysis of quantum fluctuations in the C state is straightforward²⁵; of course the antisymmetric DM term does not appear, and so quantum selection occurs just as in the TAFM⁶. For the IC state (the 111 state of Ref. 25), the total energy $E_{cl} + E_2$ was found as a function of the period L and minimized with respect to L to give the optimal wavenumber $q = 2\pi/L$. In the relevant field region, the optimal L ranged from ≈ 70 a - b plane spacings to ≈ 150 , large enough to justify our treatment of the IC state as a high-order commensurate state and small enough that the diagonalization was practicable.

The IC wavenumber (Figure 1) may flatten out with field, but the assumption of in-plane spins fails for $h \gtrsim 0.38$. More seriously, LSW theory gives a transition to the C state at lower field, $h \approx 0.32$. The result for $\eta = 8.6 \times 10^{-3}$ would not be qualitatively different.

LSW theory fails because it finds the C-state energy more accurately than the IC-state energy. The C-state energy is found by choosing the classical configuration (for example, the collinear state at $h = 1/3$) which minimizes the total energy $E_{cl} + E_2$. Such a choice is not possible for the IC state and so LSW theory does not take into account sufficiently the breaking of the continuous degeneracy in determining the spin structure; moreover, the classical IC state is a poor approximation to the quantum IC state, as we now discuss. Much of the classical IC structure²⁵ can be described as a sequence of degenerate commensurate

states (a “spatially varying commensurate state”); domain walls (where the spins assume orientations classically forbidden in the TAFM) are well defined only very close to the IC–C transition. But quantum fluctuations destroy the continuous degeneracy and so the IC state at even small fields will have the conventional structure, namely distinct regions where the order parameter is nearly constant at a commensurate value, separated by walls where it varies rapidly. This structure is very different from the classical structure, and thus is difficult to obtain by the perturbative approach of the $1/S$ expansion.

Extension of the analysis to higher order (including spin rearrangement due to quantum fluctuations) would also not find the two energies to the same accuracy; and it is computationally out of reach, entirely without appeal, and even not possible if $\eta = 0$ (the classical ground state cannot be found for $h \gtrsim 0.38$). A very different approach is required.

III. PHENOMENOLOGICAL TREATMENT OF QUANTUM FLUCTUATIONS

The most important effect of quantum fluctuations in this problem is the breaking of the TAFM classical degeneracy. The following describes an innovative phenomenological method to treat quantum fluctuations in the TAFM part of the Hamiltonian. We represent the quantum part of the TAFM energy (terms proportional to S^1 , S^0 , *etc.*) by the term

$$E_{\text{fluct}} = -\frac{J_2}{S^2} \sum_{\langle ij \rangle} \sum_n (\mathbf{S}_{in} \cdot \mathbf{S}_{jn})^2 \quad (12a)$$

with $J_2 > 0$; for in-plane spins,

$$E_{\text{fluct}} = -J_2 S^2 \frac{N}{L} \sum_{j=1}^3 \sum_{l=1}^L \cos^2(\phi_{j+1,l} - \phi_{jl}) . \quad (12b)$$

The motivation for this form of E_{fluct} is partly that it favors the colinear state. A biquadratic coupling term is important in the classical theory³⁸ of the plateau³⁹ in the magnetization of the $S = 7/2$ system C_6Eu , and Ref. 6 pointed out that such a term in the Hamiltonian (with $S > 1/2$) may have the same consequences as quantum fluctuations. Our treatment is phenomenological because a biquadratic coupling term is not allowed in the Hamiltonian for CsCuCl_3 (because $S = 1/2$), and therefore the term appears here in a fundamentally different way than previously.

To test whether the phenomenological term describes qualitatively the effects of quantum fluctuations, we applied the formalism to the TAFM, minimizing the total energy

$$E = N \sum_{j=1}^3 \left[2 J_1 \mathbf{S}_j \cdot \mathbf{S}_{j+1} - g \mu_B \mathbf{H} \cdot \mathbf{S}_j / 3 - J_2 (\mathbf{S}_j \cdot \mathbf{S}_{j+1})^2 / S^2 \right] \quad (13)$$

(this is just $E_{\text{cl}} + E_{\text{fluct}}$) for the five TAFM states shown in Figure 2; the direction of \mathbf{H} is irrelevant and all states have the same classical energy.

(a) The umbrella state: The angle ϕ between the spins and the field is found from

$$18 J_1 S \cos \phi - 9 J_2 S \cos \phi (3 \cos^2 \phi - 1) = g \mu_B H . \quad (14)$$

(b) The coplanar state $\phi_1 = \pi$, $\phi_3 = -\phi_2$ with $\sin \phi_2 \neq 0$: The angle ϕ_2 is found from

$$6 J_1 S (2 \cos \phi_2 - 1) - 6 J_2 S \cos \phi_2 (1 + 2 \cos 2\phi_2) = g \mu_B H . \quad (15)$$

(c) The colinear state $\phi_1 = \pi$, $\phi_2 = \phi_3 = 0$.

(d) The coplanar state $\phi_3 = \phi_2$ with $\sin \phi_2 \neq 0$: The angles ϕ_1 and ϕ_2 are determined by

$$12 J_1 S \sin(\phi_1 - \phi_2) - 6 J_2 S \sin(2\phi_1 - 2\phi_2) = g \mu_B H \sin \phi_1 , \quad (16a)$$

$$\sin \phi_1 + 2 \sin \phi_2 = 0 . \quad (16b)$$

(e) The coplanar state $\phi_1 = 0$, $\phi_3 = -\phi_2$ with $\sin \phi_2 \neq 0$: The angle ϕ_2 is found from

$$6 J_1 S (2 \cos \phi_2 + 1) - 6 J_2 S \cos \phi_2 (1 + 2 \cos 2\phi_2) = g \mu_B H . \quad (17)$$

State (b) is optimal at low fields, $0 < H < H_1 = 6(J_1 - 3J_2)S/g\mu_B$, the region over which it exists. The colinear state (c) is optimal at intermediate fields, $H_1 < H < H_2 = 6(J_1 + J_2)S/g\mu_B$; the magnetization in this region is one-third the saturation value. State (d) is optimal at higher fields, $H_2 < H < H_S = 18(J_1 - J_2)S/g\mu_B$, the region over which it exists. The aligned state $\phi_j = 0$ is optimal for $H > H_S$. Except for the definitions of the fields H_1 , H_2 and H_S , these are just the $1/S$ results⁶ for quantum fluctuations: the colinear state is stable in a region about $h = 1/3$, states (a) and (e) are optimal at no field $H > 0$ and $< H_S$, *etc.* However, quantum fluctuations do not renormalize⁶ H_S , and the expressions for the fields H_1 and H_2 differ qualitatively.

Having established that the term E_{fluct} provides a reasonable description of quantum fluctuations in the TAFM, we next compare it quantitatively with the LSW energy E_2 for the five commensurate states of CsCuCl₃ derived from the TAFM states of Figure 2. The energies E_2 were found by standard methods²⁵ with parameter values $J_0 = 28$ K, $\eta = 0$, $J_1 = 4.9$ K and $S = 1/2$. The energies E_{fluct} , on the other hand, are the same as for the TAFM and are independent of J_0 . To make a fair comparison (E_2 is only the leading quantum correction), we found E_{fluct} to only first order in J_2 ; this means, for example, that $\cos \phi = h = g\mu_B H / 18J_1 S$ for the umbrella state. Figure 3 plots the two energies for the first four states relative to state (e) (which exists over the entire field range $0 \leq H < H_S$ and so is a convenient reference state). Good agreement is obtained for $J_2 = 0.2$ K and so we expect that the phenomenological term E_{fluct} captures well enough the breaking of the classical degeneracy by quantum fluctuations. Because E_2 is only the first-order correction, a moderate adjustment of J_2 is acceptable; an effective J_2 smaller than 0.2 K is suggested by the next correction⁴⁰ at fields just below H_S . A separate comparison should really be made for $\eta = 8.6 \times 10^{-3}$ but this seems unwarranted.

The phenomenological approach was then applied to the IC phase of CsCuCl₃ in transverse field. The total energy is $E_{\text{cl}} + E_{\text{fluct}}$. The Euler-Lagrange equations are

$$\begin{aligned} & -2 J_0 (\mathbf{S}_{j,l-1} + \mathbf{S}_{j,l+1}) + 2 \eta J_0 (S_{j,l-1}^{(z)} + S_{j,l+1}^{(z)}) \hat{\mathbf{z}} - D (\mathbf{S}_{j,l+1} - \mathbf{S}_{j,l-1}) \times \hat{\mathbf{z}} + 6 J_1 (\mathbf{S}_{j-1,l} + \mathbf{S}_{j+1,l}) \\ & - g \mu_B H \hat{\mathbf{x}} - 2 \lambda_{jl} \mathbf{S}_{jl} - 6 J_2 S^{-2} [(\mathbf{S}_{j-1,l} \cdot \mathbf{S}_{jl}) \mathbf{S}_{j-1,l} + (\mathbf{S}_{j+1,l} \cdot \mathbf{S}_{jl}) \mathbf{S}_{j+1,l}] = 0 ; \end{aligned} \quad (18a)$$

for in-plane spins, these simplify to

$$-2 J_0 S [\sin(\phi_{jl} - \phi_{j,l-1}) + \sin(\phi_{jl} - \phi_{j,l+1})] - D S [\cos(\phi_{jl} - \phi_{j,l+1}) - \cos(\phi_{jl} - \phi_{j,l-1})]$$

$$\begin{aligned}
& + 6 J_1 S [\sin(\phi_{jl} - \phi_{j-1,l}) + \sin(\phi_{jl} - \phi_{j+1,l})] - g \mu_B H \sin \phi_{jl} \\
& - 3 J_2 S [\sin(2\phi_{jl} - 2\phi_{j-1,l}) + \sin(2\phi_{jl} - 2\phi_{j+1,l})] = 0 .
\end{aligned} \tag{18b}$$

As described in Section II.B, scores of solutions of these equations were generated and followed in field, in steps $\Delta h = 0.01$ [with $h = g\mu_B/(18J_1S)$]. In the following, we use the value $J_2 = 0.13$ K which gives a plateau in q ; there is no plateau for significantly smaller values, and q is nonmonotonic for significantly larger values ($J_2 = 0.17$ K for example)⁴¹. The phenomenological term does not change the zero-field spin configuration, a simple helical structure with wavenumber $q_0 = \arctan(D/2J_0)$; the result for weak fields is almost the same as for $J_2 = 0$. But quantum fluctuations, represented phenomenologically, make major differences for $H \gtrsim H_S/3$.

For isotropic exchange ($\eta = 0$), the ground state is incommensurate up to H_S . The spins lie in the planes until $h = 0.38$; above this field, two out-of-plane solutions compete, their energies crossing several times; quantum fluctuations destroy the glassy phase.

For $\eta = 8.6 \times 10^{-3}$, the low-field, in-plane solution is optimal for $h \leq 0.42$; as for the classical analysis (Section II.B), the weak, easy-plane anisotropy opens a large window for the commensurate state, which is optimal for $h \geq 0.44$ up to $H = H_S$; an out-of-plane IC solution is optimal over such a small field range ($\Delta h < 0.013$ about $h = 0.43$) that we ignore it. Figure 4 compares the experimental results (available only to $H = 13$ T or $h = 0.43$) for the IC wavenumber with the theoretical values. The agreement with experiment is moderately good. The plateau occurs at about the observed value of q/q_0 and over about the correct field range; of course the value $J_2 = 0.13$ K was selected to give a plateau, but the position of the plateau is not adjustable. The major difference is that the theoretical value drops prematurely. The magnetization is moderately rounded for $h \gtrsim 1/3$, but does not have the plateau seen in experiment¹⁵.

ACKNOWLEDGMENTS

We are grateful to Prof. H. Shiba, Dr. U. Schotte and Prof. A. V. Chubukov for discussions and correspondence. This research was supported by the Natural Sciences and Engineering Research Council of Canada.

REFERENCES

- * Electronic address: nikuni@physics.utoronto.ca
- † Electronic address: jacobs@physics.utoronto.ca
- ¹ D. H. Lee, J. D. Joannopoulos, J. W. Negele and D. P. Landau, Phys. Rev. Lett. **52**, 433 (1984); Phys. Rev. B **33**, 450 (1986).
- ² H. Kawamura, J. Phys. Soc. Jpn. **53**, 2452 (1984); **61**, 1299 (1991).
- ³ H. Kawamura and S. Miyashita, J. Phys. Soc. Jpn. **53**, 4138 (1984); **54**, 4530 (1985). S. Miyashita and H. Kawamura, *ibid.* **54**, 3385 (1985).
- ⁴ S. E. Korshunov, J. Phys. C: Solid State Phys. **19**, 5927 (1986).
- ⁵ H. Nishimori and S. Miyashita, J. Phys. Soc. Jpn. **55**, 4448 (1986).
- ⁶ D. I. Golosov and A. V. Chubukov, Pis'ma Zh. Eksp. Teor. Fiz. **50**, 416 (1989) [JETP Lett. **50**, 451 (1990)]; A. V. Chubukov and D. I. Golosov, J. Phys.: Condens. Matter **3**, 69 (1991).
- ⁷ N. Achiwa, J. Phys. Soc. Jpn. **27**, 561 (1969).
- ⁸ I. Dzyaloshinskii, J. Phys. Chem. Solids **4**, 241 (1958); T. Moriya, Phys. Rev. **120**, 91 (1960).
- ⁹ T. Koiso, K. Yamamoto, Y. Hata, Y. Takahashi, E. Kita, K. Ohshima and F. P. Okamura, J. Phys.: Condens. Matter **8**, 7059 (1996).
- ¹⁰ T. Ogihara, J. Phys. Soc. Jpn. **64**, 4221 (1995).
- ¹¹ K. Adachi, N. Achiwa and M. Mekata, J. Phys. Soc. Jpn. **49**, 545 (1980).
- ¹² H. B. Weber, T. Werner, J. Wosnitza, H. v. Löhneysen and U. Schotte, Phys. Rev. B **54**, 15924 (1996).
- ¹³ M. Motokawa, paper presented at the Annual Meeting of the Physical Society of Japan (1978).
- ¹⁴ N. V. Fedoseeva, R. S. Gekht, T. A. Velikanova and A. D. Balaev, JETP Lett. **41**, 406 (1985).
- ¹⁵ H. Nojiri, Y. Tokunaga and M. Motokawa, J. Phys. (Paris) Colloq. **49**, C8-1459 (1988).
- ¹⁶ H. Shiba and T. Nikuni, in *Recent Advances in Magnetism of Transition Metal Compounds*, edited by A. Kotani and N. Suzuki (World Scientific, Singapore, 1993) p. 372.
- ¹⁷ T. Nikuni and H. Shiba, J. Phys. Soc. Jpn. **62**, 3268 (1993).
- ¹⁸ H. Tanaka, U. Schotte and K.-D. Schotte, J. Phys. Soc. Jpn. **61**, 1344 (1992).
- ¹⁹ H. Ohta, S. Imagawa, M. Motokawa and H. Tanaka, J. Phys. Soc. Jpn. **62**, 3011 (1993).
- ²⁰ M. Chiba, Y. Ajiro and T. Morimoto, Physica B **201**, 200 (1994).
- ²¹ M. Mino, K. Ubukata, T. Bokui, M. Arai, H. Tanaka and M. Motokawa, Physica B **201**, 213 (1994).
- ²² H. Ohta, S. Imagawa, M. Motokawa and H. Tanaka, Physica B **201**, 208 (1994).
- ²³ M. Chiba, Y. Ajiro and T. Morimoto, J. Magn. Magn. Mater. **140-144**, 1673 (1995).
- ²⁴ U. Schotte, N. Stüßer, K.-D. Schotte, N. Weinfurter, H. M. Mayer and M. Winkelmann, J. Phys.: Condens. Matter **6**, 10105 (1994).
- ²⁵ A. E. Jacobs, T. Nikuni and H. Shiba, J. Phys. Soc. Jpn. **62**, 4066 (1993). Equation (3.7) for the off-diagonal matrix elements should be $F_{ij} = F_{ji}^* = -3J_1[1 - \cos(\phi_i - \phi_j)]\nu_k$; the correct definition was used in the calculations.
- ²⁶ T. Ohyama and A. E. Jacobs, Phys. Rev. B **52**, 4389 (1995).
- ²⁷ T. Werner, H. B. Weber, J. Wosnitza, A. Kelnberger, M. Meschke, U. Schotte, N. Stüßer, Y. Ding and M. Winkelmann, Solid State Commun. (1997).

- ²⁸ S. Miyashita, J. Phys. Soc. Jpn. **55**, 3 605 (1986).
- ²⁹ J. Jensen (unpublished).
- ³⁰ H. Hyodo, K. Iio and K. Nagata, J. Phys. Soc. Jpn. **50**, 1 545 (1981).
- ³¹ Y. Tazuke, H. Tanaka, K. Iio and K. Nagata, J. Phys. Soc. Jpn. **50**, 3 919 (1981).
- ³² M. Mekata, Y. Ajiro, T. Sugino, A. Oohara, K. Ohara, S. Yasuda, Y. Oohara and H. Yoshizawa, J. Magn. Magn. Mater. **140–144**, 1 987 (1995).
- ³³ H. Shiba, Solid State Commun. **41**, 511 (1982). H. Shiba and N. Suzuki, J. Phys. Soc. Jpn. **51**, 3 488 (1982); **52**, 1 382 (1983).
- ³⁴ T. Moriya and T. Miyadai, Solid State Commun. **42**, 209 (1982).
- ³⁵ T. Holstein and H. Primakoff, Phys. Rev. **58**, 1 098 (1940).
- ³⁶ A. V. Chubukov, S. Sachdev and T. Senthil, J. Phys.: Condens. Matter **6**, 8 891 (1994).
- ³⁷ N. N. Bogoliubov, J. Phys. (USSR) **11**, 23 (1947).
- ³⁸ T. Sakakibara and M. Date, J. Phys. Soc. Jpn. **53**, 3 599 (1984).
- ³⁹ H. Suematsu, K. Ohmatsu, K. Sugiyama, T. Sakakibara, M. Motokawa and M. Date, Solid State Commun. **40**, 241 (1981).
- ⁴⁰ T. Nikuni and H. Shiba, J. Phys. Soc. Jpn. **64**, 3 471 (1995).
- ⁴¹ T. Nikuni, Ph.D. thesis, Tokyo Institute of Technology (1995).

FIGURES

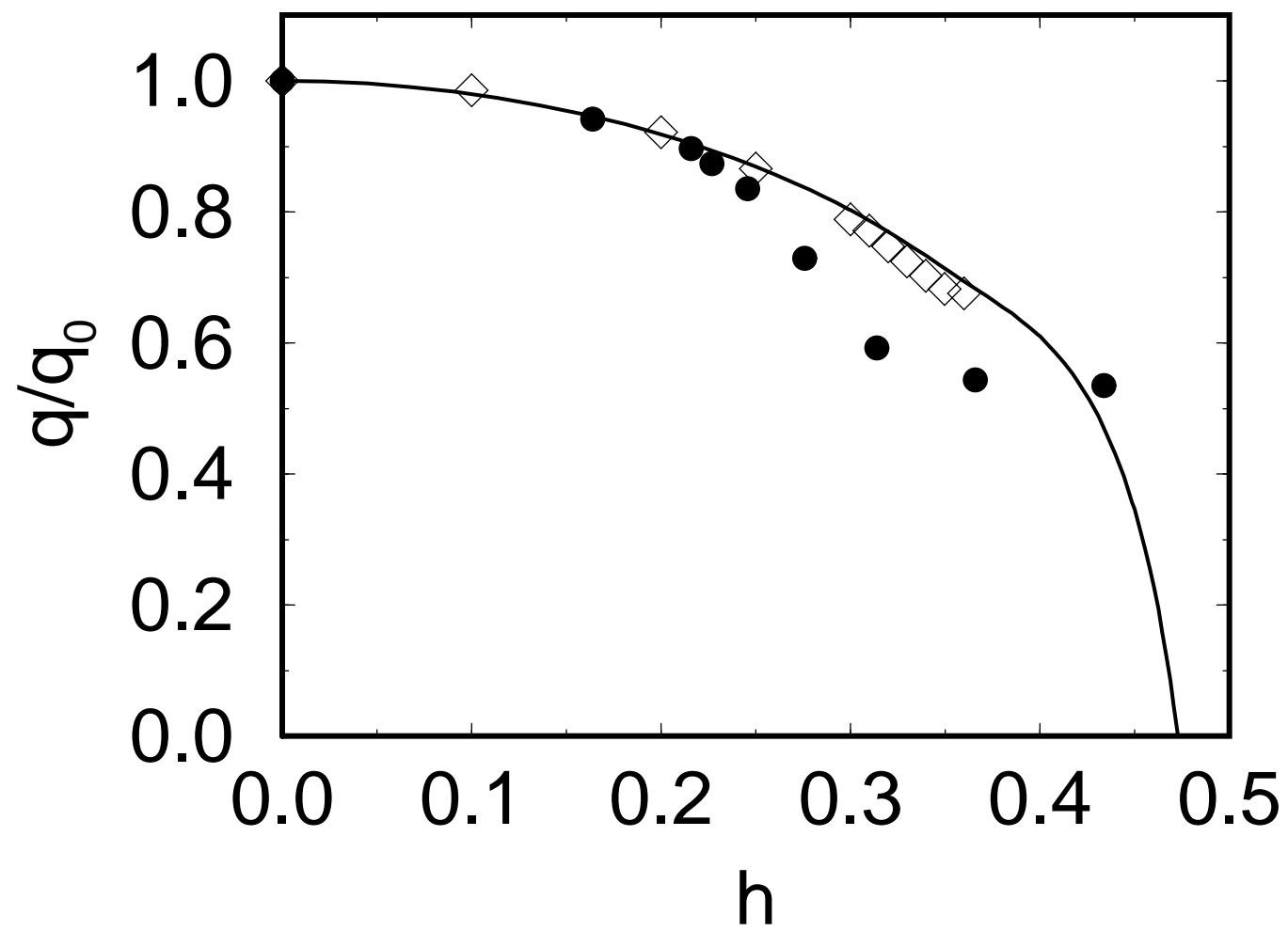
FIG. 1. Dependence of the reduced wavenumber q/q_0 on the reduced field h . The solid circles are the experimental results of Ref. 20. Both the classical result (solid line, from Ref. 24) and the linear spin-wave result (diamonds) were found for in-plane spins and isotropic exchange ($\eta = 0$).

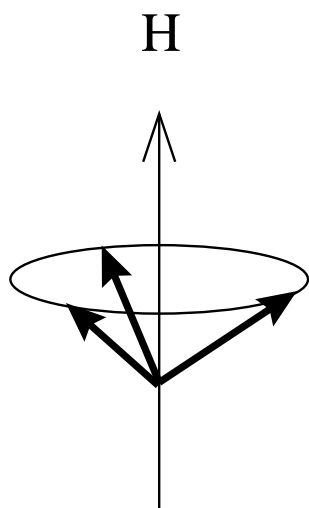
FIG. 2. The five states, the umbrella state (a) and the four coplanar states (b) to (e), used in the examination of the phenomenological energy E_{fluct} .

FIG. 3. Comparison of the linear spin-wave result E_2 (squares) and the phenomenological energy E_{fluct} (lines, with $J_2 = 0.13$ K, to first order in J_2) for the five commensurate CsCuCl_3 states corresponding to the states of Figure 2. The figure gives the energies $E_a - E_e$, etc, of states (a) to (d) relative to that of state (e); the energy of state (b) is plotted only for $h < 1/3$, that of (c) only for $h = 1/3$, and that of (d) only for $h > 1/3$.

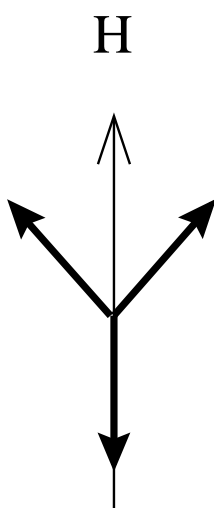
FIG. 4. Dependence of the reduced wavenumber q/q_0 on the reduced field h . The circles are the experimental results of Ref. 20; the structure is unknown beyond $h \approx 0.44$. The line gives the theoretical results based on a phenomenological treatment of quantum fluctuations ($J_2 = 0.13$ K), for weak easy-plane anisotropy ($\eta = 8.6 \times 10^{-3}$); the commensurate state is stable for $h > 0.44$.

Figure 1





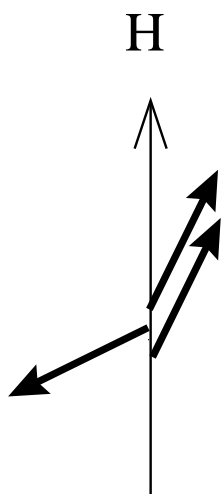
(a)



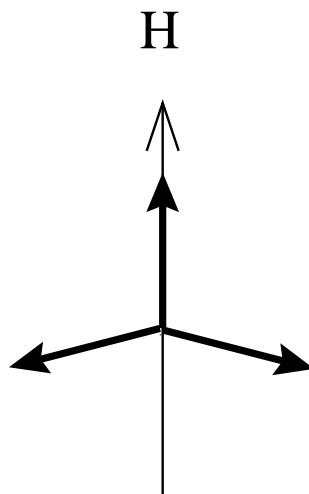
(b)



(c)



(d)



(e)

Figure 2

Figure 3

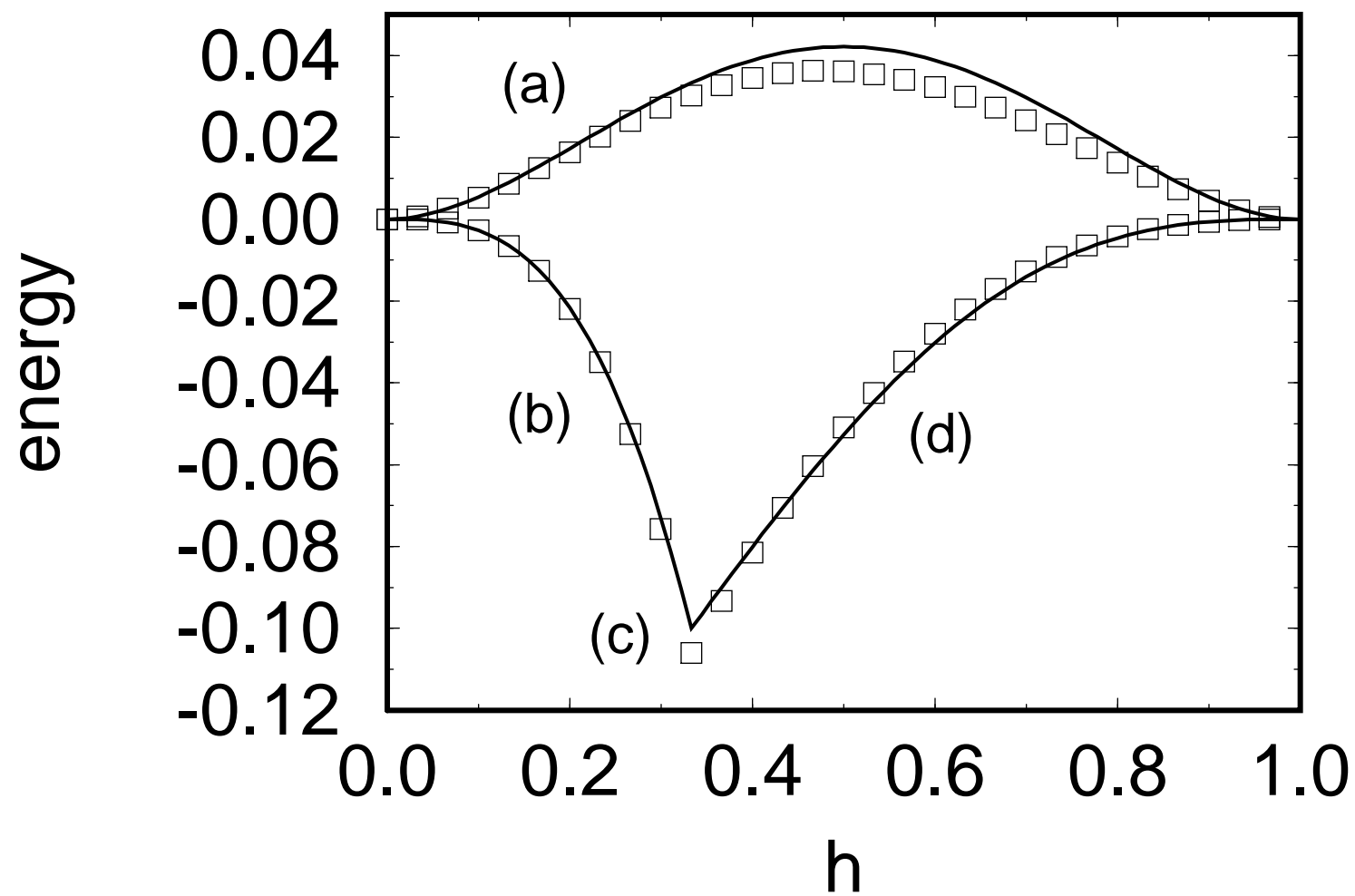


Figure 4

