

# Theory of Self-organized Criticality for Problems with Extremal Dynamics

A.Gabrielli<sup>1,2</sup>, R. Caferio<sup>2</sup>, M.Marsili<sup>3</sup> and L.Pietronero<sup>2</sup>

<sup>1</sup>*Dipartimento di Fisica, Università di Roma "Tor Vergata", Via della Ricerca Scientifica 1, I-00133 Roma*

<sup>2</sup>*Dipartimento di Fisica, Università di Roma "La Sapienza", P.le Aldo Moro 2, I-00185 Roma, Italy; and INFN, unità di Roma I*

<sup>3</sup>*Institut de Physique Theorique Université de Fribourg, Péroles CH-1700 Fribourg, Suisse*

## Abstract

We introduce a general theoretical scheme for a class of phenomena characterized by an extremal dynamics and quenched disorder. The approach is based on a transformation of the quenched dynamics into a stochastic one with cognitive memory and on other concepts which permit a mathematical characterization of the self-organized nature of the avalanche type dynamics. In addition it is possible to compute the relevant critical exponents directly from the microscopic model. A specific application to Invasion Percolation is presented but the approach can be easily extended to various other problems.

PACS numbers: 02.50.-r;05.40.+j;05.90.+m

Extremal models of self-organized criticality (SOC [2]) have recently attracted significant theoretical attention. This class of models describes phenomena ranging from fluid displacement in porous disordered media [1], to punctuated biological evolution [2]. In these models, at each time step the dynamical activity is concentrated on the site with the *extremal* value of a quenched disordered variable. This rule leads to a rich and complex behaviour, which has been widely studied [6].

In this letter we describe a general theoretical approach which addresses the basic problems of extremal models: (i) the understanding of the scale-invariance and self-organization; (ii) the origin of the avalanche dynamics and (iii) the computation of the relevant critical exponents. We apply it specifically to Invasion Percolation (IP), but it can be easily extended to other models of this type like the Bak and Sneppen model [13].

The usual real space methods, like Fixed Scale Transformation [7], cannot address directly the problem of the irreversible dynamics with *quenched* disorder. In order to overcome this basic problem we introduced a mapping of a quenched extremal dynamics into a stochastic one with cognitive memory, the *quenched-stochastic transformation*, also called Run Time Statistics (RTS) [4]. This approach was improved in various steps [3,4,13] and now we can develop it into a general theoretical scheme. Its essential points are:

- Quenched-stochastic transformation.
- Identification of the microscopic fixed point dynamics (SOC).
- Identification of the scale invariant dynamics for block variables.
- Definition of *local* growth rules for the extremal model. This clarifies the origin of *avalanche dynamics*.
- Use of the above elements in the FST scheme to compute analytically the relevant exponents of the model.

Let us start with the quenched-stochastic transformation. We will discuss it for the case of bond Invasion Percolation (IP) [1]. The IP model describes the capillary displacement of a fluid in a porous medium. The medium is represented as a network of bonds. To each bond  $i$  is assigned a quenched random number  $x_i$  extracted from a given distribution with

density  $\rho(x) = 1$ . The invading cluster evolves by occupying the bond with the smallest  $x_i$  on its perimeter. The basic idea is to map the deterministic extremal IP dynamics into an annealed stochastic process. A general stochastic process is based on the following elements: a) a set of time dependent dynamical variables  $\{\eta_{i,t}\}$ ; b) a Growth Probability Distribution (GPD) for the single growth step  $\{\mu_{i,t}\}$ , obtained from the  $\{\eta_{i,t}\}$ ; c) a rule for the evolution of the dynamical variables  $\eta_{i,t} \rightarrow \eta_{i,t+1}$ .

Therefore, in order to map IP onto a stochastic process we have to identify the above elements.

An insight into the essence of the question is given by the following example. Consider two independent random variables  $X_1, X_2$  uniformly distributed in  $[0, 1]$  and let us eliminate the smallest, for example  $X_2$ . The probability that  $X_2 < X_1$  is  $1/2$ . At the second “time step”, we compare the surviving variable  $X_1$  with a third, uniform, random variable  $X_3$  just added to the game and, again, we eliminate the smallest one. In this case we need to compute the probability  $\mu_3$  that  $X_3 < X_1$  *given* that  $X_2 < X_1$ . This, using the rules of conditional probability, reads:

$$\begin{aligned} \mu_3 &= \tilde{P}(X_3 < X_1) = P(X_3 < X_1 | X_2 < X_1) = \\ &= \frac{P(X_3 < X_1 \cap X_2 < X_1)}{P(X_2 < X_1)} = \frac{2}{3}, \end{aligned} \quad (1)$$

where  $P(A|B)$  is the probability of the event  $A$ , given that  $B$  occurred, and  $P(A \cap B)$  is the probability of occurrence of both  $A$  and  $B$ . Equation 1 tells us that the information  $X_2 < X_1$  *changes in a conditional way* the *effective* probability density  $p_1(x)$  of  $X_1$ . In fact, by imposing the condition  $X_2 < x$  (given  $x < X_1 < x + dx$ ) we get  $p_1(x) = 2x$ . Qualitatively, the event  $X_2 < X_1$  decreases the probability that  $X_1$  has small values.

The above example contains the essential idea of the *quenched-stochastic transformation*. Let us come back to the IP model. In view of the above example, each perimeter variable will have, at time  $t$ , an effective density depending on the past growth history of the bond. If a variable has lost many times, it will have a density more and more concentrated on great values. The past history of a variable can be represented by only one parameter, the

number of time steps that the variable has spent in the perimeter, that we call "age"  $k$  of the variable. Variables with the same age  $k$  will have the same effective density  $p_{k,t}(x)$  ( $p_{0,t}(x) = \rho(x)$ ) at time  $t$ . At this point we can express the probability that a variable of age  $k$  is selected at time  $t$ , i.e. it is the smallest perimeter variable, given the effective densities  $p_{k,t}(x)$  of all the perimeter variables for a realization of the process at time  $t$ , in the following way:

$$\mu_{k,t} = \int_0^1 dx p_{k,t}(x) \prod_{\theta} (1 - P_{\theta,t}(x))^{n_{\theta,t} - \delta_{\theta,k}}, \quad (2)$$

where  $P_{k,t}(x) = \int_0^x dy p_{k,t}(y)$ , the product is intended over all the ages of the variables and  $n_{\theta,t}$  is the number of active variables of age  $\theta$  at time  $t$ . The product inside the integral takes into account the competition of the selected variable with each one of the other active variables, while the integral between 0 and 1 takes into account all the possible values of the growing variable. The temporal evolution of the densities of the still active variables is then given by:

$$p_{\theta+1,t+1}(x) = p_{\theta,t}(x) \int_0^x \frac{m_{k,t}(y)}{1 - P_{\theta,t}(y)} dy. \quad (3)$$

where  $m_{k,t}(y) = [p_{k,t}(x) \prod_{\theta} (1 - P_{\theta,t}(x))^{n_{\theta,t} - \delta_{\theta,k}}] / \mu_{k,t}$ .

Equations 2, 3 describe a quenched extremal process as a stochastic process with memory. The presence of memory is enlightened by the dependence of the GPD on  $k$ . It has been shown by M. Marsili [4] that a mean field like expansion of Eq.(2) in the limit  $t \rightarrow \infty$  gives:  $\mu_{k,\infty} \sim \frac{1}{(k+1)^\alpha}$ . The power law behaviour of  $\mu_{k,t}$  guarantees that screening is preserved at all scales, which is the condition to generate fractal structures [10].

An important quantity to study in IP is the histogram  $\Phi_t(x)$ , which is the distribution at time  $t$  of the perimeter variables. It has been shown numerically [1] that the histogram of IP self-organizes asymptotically into a stable shape, a theta function with a discontinuity at  $x = p_c < 1$ , where  $p_c$  is the critical bond percolation threshold. In ref. [4] an equation for the temporal evolution of  $\Phi_t(x)$  is derived analytically directly from the RTS microscopic dynamics, without *a priori* assumptions. The final form of this *histogram equation*, obtained after some technical approximations [4] is:

$$\partial_x \Phi_t(x) = \beta \Omega_t \Phi_t^2(x) \left[ 1 - \frac{\omega_t}{\omega_t + 1} \Phi_t(x) \right] \quad (4)$$

where  $N_t$  is the number of perimeter variables a time  $t$  for a realization of the growth process,  $\Omega_t = \langle N_t \rangle$ ,  $\omega_t = \langle N_{t+1} - N_t \rangle$ , the mean  $\langle \dots \rangle$  is over different realizations, and  $\beta$  is the solution of:  $\beta = 1 - e^{-\beta \Omega_t}$ . The solution of eq. 4 is shown to converge asymptotically to a theta function (fig.1):

$$\lim_{t \rightarrow \infty} \Phi_t(x) = \frac{1}{1 - p_c} \theta(x - p_c) \quad (5)$$

where  $p_c = 1/2$  for  $2 - d$  bond IP. This result clarifies the SOC nature of the problem and it will be crucial in the definition of avalanche dynamics. A similar equation describing the SOC behaviour of extremal models, the *gap equation*, has been obtained by Bak et al. [6], based on phenomenological assumptions.

The next step is the identification of the scale invariant dynamics for block variables. This point can be easily addressed. In fig. 2 we show a coarse graining procedure for the extremal dynamics of IP. In the left side of the figure we show some paths leading to cell  $B$  (or  $A$ ), each one composed by a set of quenched variables ( $\{\epsilon_i\}_b$ ). Each path is characterized by the largest variable in the set ( $\epsilon_b$ ). The best path leading to cell  $B$  is that with the smallest  $\epsilon_b$  (saddle point), and will compete with the best path leading to cell  $A$ . So, we identify the block variables  $\epsilon_A$  and  $\epsilon_B$  with the saddle point of the best path leading to the corresponding cell, say:

$$\epsilon_B = F_B [\{\epsilon_i\}_b] = \min_b \left[ \max_i \{\epsilon_i\}_b \right]. \quad (6)$$

and analogously for  $\epsilon_A$ . Of course the initial density of the block variables  $\epsilon_A$  and  $\epsilon_B$  will be rather complex. However, extremal dynamics is not perturbed by a different choice of the initial density of the variables. In fact, eq. 2 is invariant under the transformation  $x \rightarrow \int_0^x p_0(y) dy$  which maps the density  $p_0(x)$  onto the flat one [4]. So, we conclude that the coarse-grained dynamics is *intrinsically scale invariant*.

However, in order to compute the critical IP exponents by real space methods like FST we need *local growth rules*. This corresponds to limit the process inside the FST growth

column [7], which implies a truncation of eqs. 2, 3 in order to follow the RTS dynamics of only a finite number of variables, instead of those of the whole perimeter. This step must be realized carefully, because screening in IP is power law like (we cannot simply ignore what happens outside the growth column), and can be realized in the following way. Let us consider the asymptotic IP dynamics. Both simulations [8,9] and analytical results [6], together with eq. 5 show that the fixed point IP dynamics develops itself in scale invariant macro events, or *avalanches*. An avalanche is a *spatially and causally connected sequence* of single growth events. A critical scale invariant avalanche starts with a variable at  $p_c$  [8,6]. By definition, all other variables in the avalanche have values smaller than  $p_c$ . In order to restrict the stochastic process to a limited region of the system *we can consider only the dynamics inside a single avalanche*. In view of the above arguments, the RTS equations for this *local dynamics* are obtained from Eqs. (2, 3) by taking into account only the variables which become active after the initiator's growth and by integrating in Eq.(2) only in  $[0, p_c]$  and not in  $[0, 1]$ . This will lead to a GPD for the avalanche dynamics which is defecting, i.e. with a normalization less than one, in that it must account of the probability that the avalanche stops [5].

At this point, we use the scale invariant IP local growth rule in the FST scheme, to compute the fractal dimension of the infinite percolating cluster [5]. This is accomplished by computing the transverse nearest-neighbour correlations at a generic scale via suitable path integrals. In Table I we show the results of our FST calculations for invasion percolation and for some related models. The convergence of the path integrals with respect to the path length  $n$  is power law like [4], and we need to extrapolate the FST results to  $n = \infty$ . The results of our calculations are in very good agreement both with numerical simulations and with known analytical values (Table I).

We can compute also the exponent of the critical avalanche distribution of IP. The distribution of off-critical avalanches in Invasion Percolation ( $p \neq p_c$ ) has been shown to have the form [6,9]:

$$D(s; p) = s^{-\tau} f(|p - p_c| s^\sigma) \quad (7)$$

where  $s$  is the avalanche size and  $p$  is the initiator of an avalanche. In the limit  $t \rightarrow \infty$  the system self-organizes into the critical state  $p = p_c$ , and the (normalized) avalanche size distribution becomes:

$$D(s; p_c) = \frac{s^{-\tau}}{\sum_{s=1}^{\infty} s^{-\tau}} \quad (8)$$

Our calculation scheme develops in the following steps: 1) we evaluate the left hand side of Eq. (8); 2) we solve equation (8) for  $\tau$ . For  $s = 1$  we can write:

$$D(s = 1; p_c) = \sum_j W^{(j)} \cdot P^{(j)}(s = 1; p_c) \quad (9)$$

where  $W^{(j)}$  are the weights of the different boundary conditions near the initiator of the avalanche and  $P^{(j)}(s = 1; p_c)$  are the stopping probability of the avalanche after one step, computed with the local RTS growth rules.

By Inserting Eq.(9) in Eq.(8) we get:  $\tau \simeq 1.5832$ . Also this analytical result is in excellent agreement with numerical simulations [9], which give  $\tau = 1.60$ . In order to check independently our theory, we have performed a new type of computer simulations for the avalanche distribution. From RTS scheme and the discussion of the scale invariant local dynamics, one notes that  $k(t_0 + s)$ , the age of the bond grown during the avalanche at time  $t_0 + s$ , must satisfy the condition  $k(t_0 + s) < s$ . So, we can analyze the integer valued signal  $k(t)$ , instead of  $\epsilon(t)$  [8,9] (the value of the smallest variable at time  $t$ ), in order to estimate numerically the exponent  $\tau$ . This alternative method allows us to avoid the problems of the numerical approximations that one faces when one analyzes the real signal  $\epsilon(t)$ . We get  $\tau \simeq 1.60 \pm 0.02$  (fig.3), in very good agreement with our analytical calculation. From the knowledge of the exponents  $D_f$  and  $\tau$  one can recover, via scaling relations [9], all the other critical exponents of IP.

This new theoretical framework, discussed here in relation to the IP problem, can easily be extended to other problems of the same extremal nature like, for example, the Bak-Sneppen model [13].

## REFERENCES

- [1] D. Wilkinson, J. F. Willemsen, *J. Phys.* **A 16**, 3365 (1983).
- [2] P. Bak and K. Sneppen, *Phys. Rev. Lett.* **71**, 4083 (1993).
- [3] L. Pietronero and W. R. Schneider, *Physica* **A 119**, 249-267 (1990).
- [4] M. Marsili, *J. Stat. Phys.* **77**, 733 (1994).
- [5] R. Cafiero, A. Gabrielli, M. Marsili and L. Pietronero, in print.
- [6] M. Paczuski, P. Bak and S. Maslov, *Phys. Rev.* **E 53**, 414 (1996).
- [7] A. Erzan, L. Pietronero and A. Vespignani, *Rev. Mod. Phys.* **67**, no. 3, (1995).
- [8] S. Roux and E. Guyon, *J. Phys.* **A**, 3693-3705 (1989).
- [9] S. Maslov, *Phys. Rev. Lett.* **74**, 562 (1995).
- [10] R. Cafiero, L. Pietronero and A. Vespignani, *Phys. Rev. Lett.* **70**, 3939 (1993).
- [11] R. Baxter and A. J. Guttmann, *J. Phys.* **A**, 3193 (1988).
- [12] D. Stauffer, A. Aharony, *Introduction to Percolation Theory*, (Taylor, London 1985).
- [13] M. Marsili, *Europhys. Lett.* **28**, 385 (1994).



## FIGURES

FIG. 1. Time evolution of the solution of the equation for  $\Phi_t(x)$  (for  $2 - d$  bond IP).  $\Phi_t(x)$  tends asymptotically to a theta function with discontinuity at  $p_c = 1/2$ .

FIG. 2. Renormalization scheme for the extremal dynamics: (a) Dynamics at the smaller scale; (b) rescaled dynamics.

FIG. 3. The distribution of critical avalanches in invasion percolation. The solid line has slope  $-1.60 \pm 0.02$ .

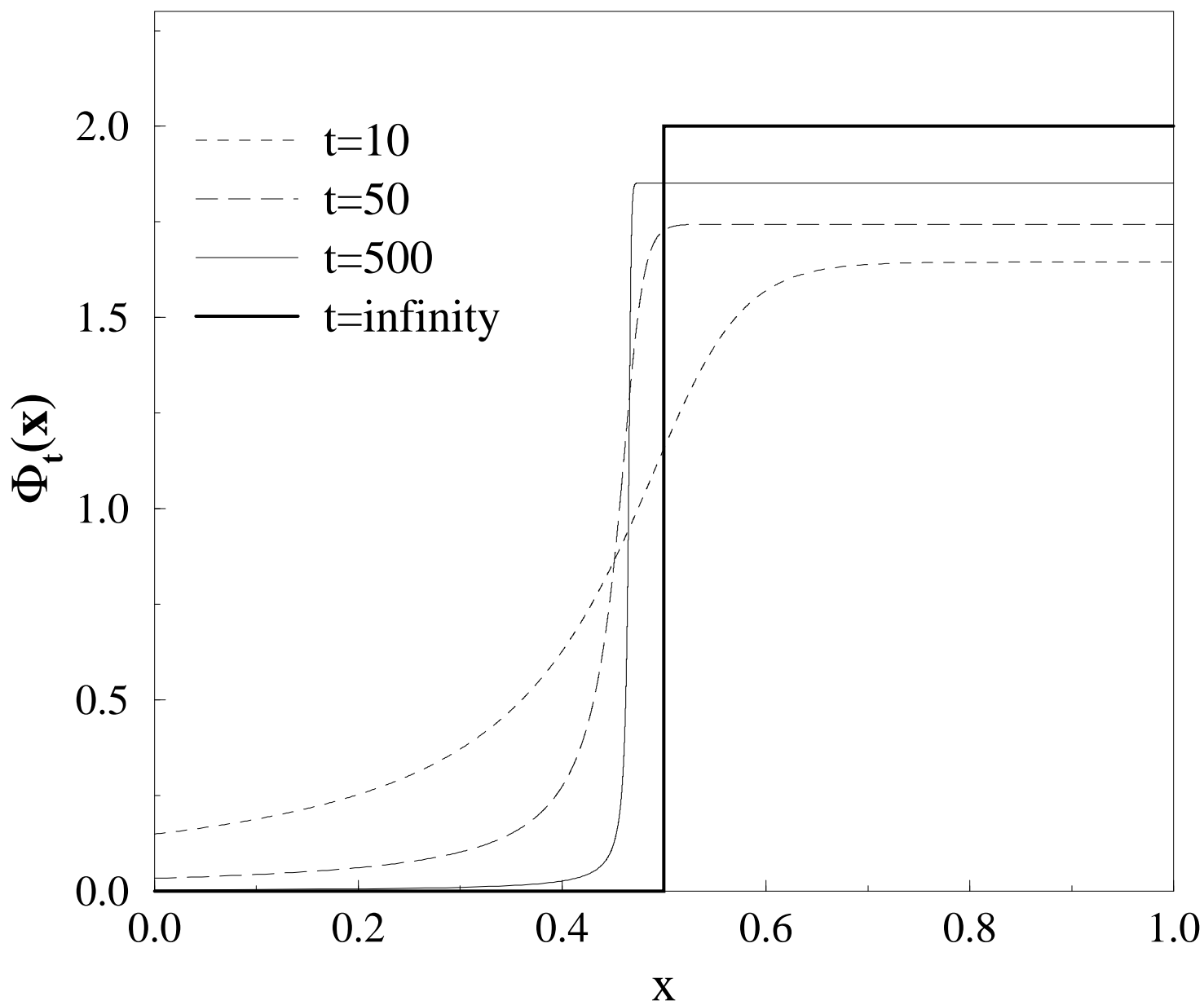
## TABLES

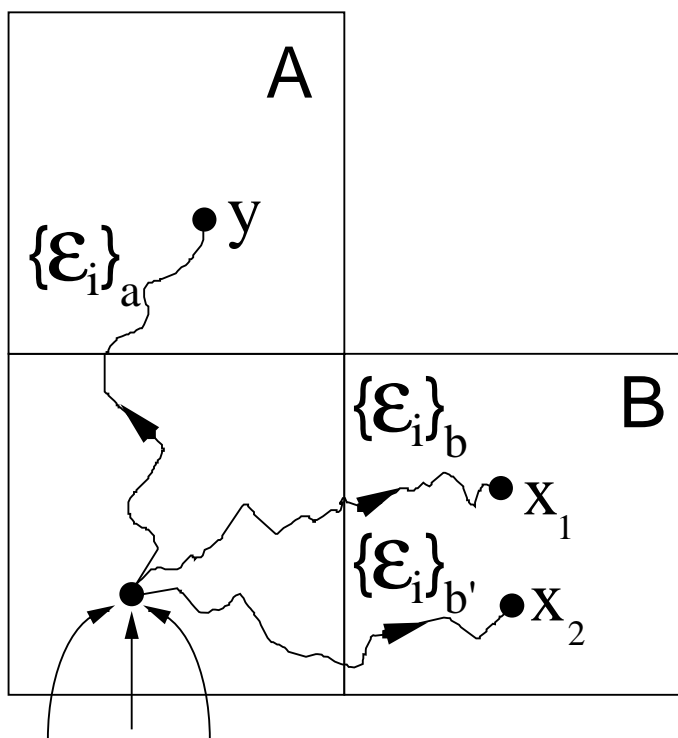
TABLE I. FST results for IP without trapping ( $D_f$ ), with site trapping ( $D_f^I$ ), with bond trapping ( $D_f^{II}$ ), and directed IP ( $D_f^{DIP}$ ). The FST results are compared with known analytical and simulation values.

ORDER n	$D_f(n)$	$D_f^I(n)$	$D_f^{II}(n)$	$D_f^{DIP}(n)$
3	1.7039	1.6965	1.7029	1.6254
4	1.7941	1.7378	1.7825	1.6626
5	1.8228	1.7506	1.8066	1.6924
6	1.8473	1.7599	1.8245	1.7081
7	1.8565	1.7642	1.8317	1.7189
8	1.8645	1.7678	1.8372	1.7250
9	1.8677	1.7697	...	...
...	...	...	...	...
$\infty$	1.8879	1.7812	1.8544	1.7444
<i>analyt.</i>	$\frac{91}{48} \simeq 1.895^a$	—	—	$\simeq 1.748^b$
<i>simul.</i>	$\sim 1.89$ [1]	$\sim 1.82$ [8]	$\sim 1.86$ [8]	—

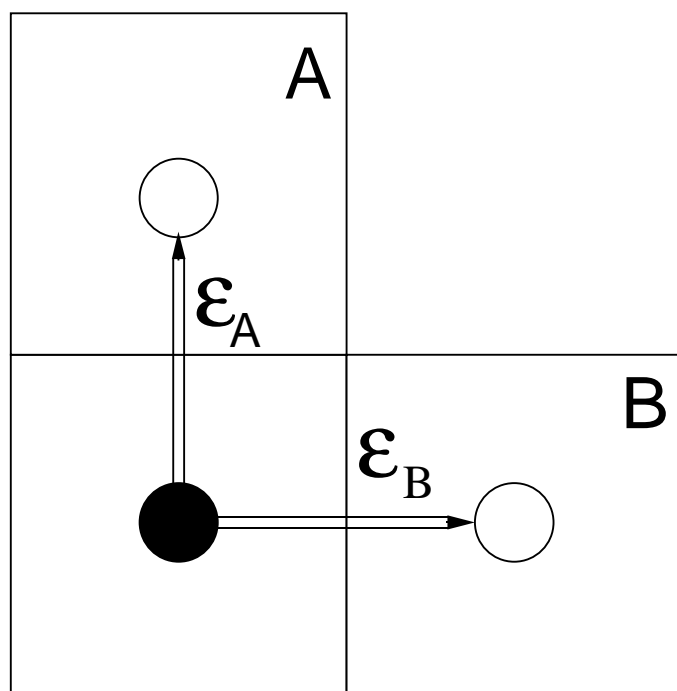
<sup>a</sup>conformal mapping applied to  $2d$  Percolation [12].

<sup>b</sup>series expansions [11].





(a)



(b)

