

Non-universality of shot noise suppression in diffusive mesoscopic conductors

Y. Naveh*, D. V. Averin, and K. K. Likharev

Department of Physics, State University of New York, Stony Brook, NY 11794

(December 2, 2024)

Intensity of shot noise in diffusive mesoscopic conductors is calculated with an account of screening. When the conductor connects well-conducting electrodes, the apparent result $S_I(\omega) = (1/3) \times 2eI$ is confirmed only at high frequencies ω , or for high conductivity σ of the conductor (each much larger than the reciprocal Thouless time). At low frequencies, for negligible internal screening, noise intensity is $(18/35) \times 2eI$. The smaller suppression is due to the fact that a current fluctuation induces larger current in electrodes the closer it is to the middle of the conductor.

The study of non-equilibrium fluctuations of current ("shot noise") provides important information about microscopic transport properties of conductors. This explains the recent interest in shot noise in various mesoscopic systems (see, *e.g.*, Ref. [1]). In the case of a diffusive mesoscopic conductor ($l \ll L \ll l_{\text{in}}$, where L is the sample's length, while l and l_{in} are the elastic and inelastic scattering lengths, respectively), it was believed that in the low-frequency limit the shot noise spectral density $S_I(\omega)$ should always be $1/3$ of the classical Schottky value $S_S = 2eI$, I being the average current through the sample [2–4]. However, most theoretical works on this subject ignored effects of screening not only in the conductor (which may be justified for very short samples), but even in the external electrodes.

In fact, this approach is unjustified (see, *e.g.*, general remarks by Landauer [5]). Account of screening in the electrodes is necessary because of the very definition of the noise current: although the fluctuations leading to the shot noise originate in the conductor itself, the observable noise is that of current $I^e(t)$ induced by these fluctuations in the external cir-

cuit. With a permissible simplification, $I^e(t)$ can be considered as a current in semi-infinite electrodes, but *deep* inside them, at distances much larger not only than l and l_{in} , but also than the screening length from the interface with the conductor.

Of course, at low frequencies, where charge accumulation is negligible, the current in any cross-section of the circuit is the same. This fact has created a widespread and unjustified belief that screening is irrelevant for calculations of at least the low-frequency noise. It is the main purpose of this Letter to show that this assumption is wrong even in the case of negligible "internal" screening in the conductor. We will show that in general the suppression of shot noise in mesoscopic Fermi systems is non-universal and depends on the screening properties of both the conductor and external electrodes, at low as well as high frequencies.

We consider the case of a dirty (metallic or semiconducting) conductor which connects two identical electrodes with screening length λ_e generally different from that of the conductor (λ). In our model the Fermi level of the conductor coincides with that of the electrodes even before they have been brought into contact, so that there are no Schottky barriers at their interfaces (see inset in Fig. 1). In semiconductor samples, this balance can be readily achieved by either the appropriate doping or electrostatic gating. The interfaces between the electrodes and the conductor are assumed to be smooth (adiabatic) on the scale of the elastic mean free path l , but sharper than λ and L . The complete hierarchy of length scales assumed in this work is

$$\lambda_F \ll l \ll \Delta x \ll \lambda, \lambda_e, L; \quad L \ll W, l_{\text{in}}, \quad (1)$$

where λ_F is the Fermi surface wavelength in the conductor, Δx characterizes the interface smoothness, and W is the characteristic linear size of the cross-section of the conductor. The relation $L \ll W$ is accepted for the sake of simplicity, since it allows to use one-dimensional versions of all equations.

Following Nagaev [3,6], we use the semiclassical Boltzmann-Langevin equation [7] (justified by the assumption $\lambda_F \ll l$). Integration of this equation over the electron momenta leads to a "drift-diffusion-Langevin" equation for the current density fluctuations

$$\mathbf{j}(\mathbf{r}, t) = \sigma(\mathbf{r})\mathbf{E}(\mathbf{r}, t) - D(\mathbf{r})\nabla\rho(\mathbf{r}, t) + \mathbf{j}^s(\mathbf{r}, t), \quad (2)$$

which is valid even if parameters of the conductor are changing in space (on the scale $\Delta x \gg l$). Here $\rho(\mathbf{r}, t)$ and $\mathbf{E}(\mathbf{r}, t)$ are the local fluctuations of charge density and electric field, respectively, and $\mathbf{j}^s(\mathbf{r}, t)$ represents the current due to the Langevin fluctuation sources:

$$\mathbf{j}^s(\mathbf{r}, t) = e\tau(\mathbf{r}) \sum_{\mathbf{k}} \mathbf{v}_{\mathbf{k}} J^s(\mathbf{r}, \mathbf{k}, t), \quad (3)$$

with $\mathbf{v}_{\mathbf{k}}$ the velocity of an electron and $\hbar\mathbf{k}$ its momentum. The correlator for the random sources $J^s(\mathbf{r}, \mathbf{k}, t)$ has been found in [7] (see also [3]). In equations (2) and (3), $\tau(\mathbf{r})$, $\sigma(\mathbf{r})$, and $D(\mathbf{r})$ are the local elastic scattering time, conductivity, and diffusion constant, respectively.

For our 1D geometry, the combination of the Poisson and continuity equations, integrated over the coordinate x along the current, provides a simple relation between the Fourier images of current and longitudinal electric field, averaged over the cross-section of the conductor:

$$j_{\omega}(x) = \frac{i\omega\varepsilon(x)}{4\pi}E_{\omega}(x) + j_{\omega}^e, \quad (4)$$

where $\varepsilon(x)$ is the local dielectric constant, while j_{ω}^e is an integration constant which has the physical sense of current fluctuations induced deep inside the electrodes (where $E_{\omega} = 0$). This constant can be found from the condition that the current fluctuations do not affect the voltage V applied to the structure:

$$\delta V_{\omega} = - \int_{-\infty}^{\infty} dx E_{\omega}(x) = 0. \quad (5)$$

Combining Eq. (4) with Eq. (2), we get a simple differential equation

$$\frac{d^2 j_{\omega}(x)}{dx^2} - \kappa^2(x, \omega) j_{\omega}(x) = \frac{i\omega}{D(x)} j_{\omega}^s(x) - \frac{1}{\lambda^2(x)} j_{\omega}^e. \quad (6)$$

Here $\kappa(x, \omega) = [\lambda^{-2}(x) - i\omega/D(x)]^{1/2}$ is the frequency-dependent screening parameter, while

$$\lambda(x) = \left[\frac{\varepsilon(x)D(x)}{4\pi\sigma(x)} \right]^{1/2} \quad (7)$$

is the local electrostatic screening length. The differential equation (6) should be solved both inside the conductor and the electrodes with the boundary conditions of continuity of j_ω and dj_ω/dx at the interfaces ($x = \pm L/2$). These conditions follow from the integration of the Poisson and charge conservation equations over pill-boxes (their thickness d should satisfy the condition $\Delta x \ll d \ll \lambda, \lambda_e$) embracing each interface, and the fact that in our approach the charge fluctuation density is finite [8].

From now on we will consider the most natural case of well-conducting electrodes of macroscopic size ($\gg \lambda_e, l_{\text{in}}$), with a resistance negligible in comparison with that of the conductor. Scattering in the bulk of such electrodes does not produce considerable current noise (see, *e.g.*, Sec. 4.2 of [1]). The inelastic scattering of nonequilibrium electrons arriving from the conductor also gives negligible noise sources, since the number of scattering events per transferred electron in a dirty conductor is a factor of $(L/l)^2 \gg 1$ larger than the number of inelastic collisions leading to its thermalization in the electrodes. Therefore, we can neglect the noise sources inside the electrodes, and the solution to Eq. (6) can be presented in the form

$$j_\omega(x) = \frac{1}{L} \int_{-L/2}^{L/2} K_\omega(x, x') j_\omega^s(x') dx'. \quad (8)$$

The response function $K_\omega(x, x')$ gives the current fluctuation at position x , induced by a unit δ -functional Langevin fluctuation source at x' . Due to Eq. (4) this solution also directly determines the fluctuation-induced electric field.

In the case when the conductor and electrodes are uniform along their length (with generally different parameters σ , D , and hence λ), the kernel $K_\omega(x, x')$ can be expressed in an analytical, though bulky, form. However, its value at $x = \pm\infty$, giving the current j_ω^e in the external circuit, has a compact form

$$K_\omega^e(x') \equiv K_\omega(\pm\infty, x') = \frac{1 + \mathcal{A}(\omega) \cosh(\kappa x')}{\mathcal{B}(\omega)}, \quad (9)$$

where $\mathcal{A}(\omega) \equiv (k^2 - 1)/[\cosh(l) + k \sinh(l)]$, $\mathcal{B}(\omega) \equiv 1 + [\sinh(l)/l]\mathcal{A}(\omega)$, $k \equiv \kappa\lambda_e$, $l \equiv \kappa L/2$, and $\kappa = \kappa(\omega)$ is the screening parameter inside the conductor.

Figure 1(a) shows the distribution of the electric field created by a low-frequency current fluctuation source, for the case when the internal screening in the conductor is negligible, but screening in the electrodes is strong:

$$\lambda_e \ll L \ll \lambda. \quad (10)$$

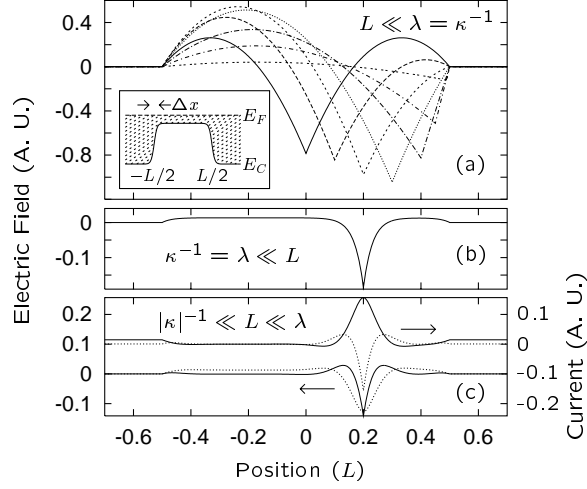


FIG. 1. Electric field induced by a point current source (its location is revealed by the cusp in the curves) for the cases of strong screening in the electrodes ($\lambda_e \ll L$), and: (a) - low frequency, no internal screening, (b) - low frequency, strong internal screening ($L/\lambda = 30$), and (c) - high frequency ($|\kappa|L = 30$), no internal static screening. For the last case, the induced current is also shown (in the first two cases the current is constant). Solid (dotted) lines show the real (imaginary) parts of E_ω and j_ω . The inset in (a) shows qualitatively the conduction band edge diagram of the structures studied.

According to the Poisson equation, the slopes of the curves in Fig. 1(a) are proportional to the local charge fluctuation. Notice that while the fluctuation source produces a local charge dipole (hence the field cusp at x'), the charge fluctuations induced near the edges of the conductor forms an oppositely oriented dipole, in order to satisfy the condition (5). The external response function for this case is

$$K_0^e(x') = \frac{3}{2} \left[1 - \left(\frac{2x'}{L} \right)^2 \right]. \quad (11)$$

This formula can be obtained even in a simpler way by noticing that in the limit of Eq. (10) the boundary problem for the field fluctuations,

$$\frac{d^2 E_\omega(x)}{dx^2} = \frac{4\pi}{\varepsilon D} [j_\omega^s(x) - j_\omega^e], \quad E_\omega(\pm L/2) = 0, \quad (12)$$

with a delta-functional $j_\omega^s(x)$, is satisfied by two parabolas (for $x < x'$ and $x > x'$) with equal curvature - see Fig. 1(a).

We see that, somewhat surprisingly, a current fluctuator located deep *inside* the conductor ($x \simeq 0$) causes a much *larger* current fluctuation in the external electrodes than when it is located near an interface ($x \simeq \pm L/2$). This result can be understood from the electrostatic analogy: the boundary problem for the electric field represented by Eq. (12) is similar to the textbook electrostatic problem for the scalar potential of electric field in a gap between two conducting walls, with electric charge replaced by current in our case. Hence the interaction between a point current source $j_\omega^s(x)$ and the electrode interface can be presented as the appearance of the negative mirror image of the source inside the electrode. Thus when the source approaches the interface (and hence its negative image), the induced electric field inside the conductor vanishes, and so does the external current j_ω^e necessary to cancel the average effect of $j_\omega^s(x)$, according to Eq. (5).

This effect virtually disappears in the limit of strong internal screening ($\lambda \ll L$). In this case the local electric dipole formed by the point current fluctuator has a small size ($\sim \lambda$) and induces a nearly constant field in the bulk of the sample [Fig. 1(b)]. As a result, the external current is nearly independent of the fluctuator position: $K_0^e(x') \approx 1$ if $L/2 - |x| \gg \lambda$. Hence, even strong screening does not prevent the internal fluctuation source from inducing finite current in the electrodes. This result is of course due to the fact that we deal with the random sources of *current* (rather than *charge*), which do not violate the sample electro-neutrality *per se* and thus are not completely screened [9].

Figure 1(c) shows the distribution of the induced field and current for the case of negligible static internal screening (10), but now at very high frequencies when $|\kappa|L \approx (\omega\tau_D)^{1/2} \gg 1$ (here $\tau_D = L^2/D$ is the diffusion time). Again in the most of the conductor the electric field

is constant and $|K_\omega^e(x')| \approx 1$. The only substantial difference from the case of strong static screening is that now $|\text{Im}E_\omega(x)| \gg |\text{Re}E_\omega(x)|$, and the induced current is not constant (the latter behavior accounts for the finite displacement current).

In order to find the spectral density of the current fluctuations $I^s(x, t)$ (integrated over the sample cross-section) we need to know the explicit correlation function of the fluctuation sources. It can be readily obtained by combining Eq. (3) above with Eqs. (10) and (14) of Ref. [3]:

$$\langle I^s(x, t) I^s(x', 0) \rangle = \frac{eIL}{2} \left(1 - \frac{4x^2}{L^2} \right) \delta(x - x') \delta(t). \quad (13)$$

From Eqs. (8) and (13), the spectral density of fluctuations of the current $I(x, t)$ flowing in an arbitrary cross-section of the conductor is

$$S_I(x, \omega) \equiv 2 \int_{-\infty}^{\infty} \langle I(x, t) I(x, 0) \rangle \exp(i\omega t) dt = \frac{eI}{L} \int_{-\frac{L}{2}}^{\frac{L}{2}} |K_\omega(x, x')|^2 \left(1 - \frac{4x'^2}{L^2} \right) dx'. \quad (14)$$

Figure 2 shows the spatial and frequency dependence of the shot noise for the case (10). Large high-frequency noise inside the conductor [$S_I(x, \omega) \propto \omega^{1/2}$] is due to the highly non-equilibrium distribution of carriers. (Qualitatively this picture does not depend on screening).

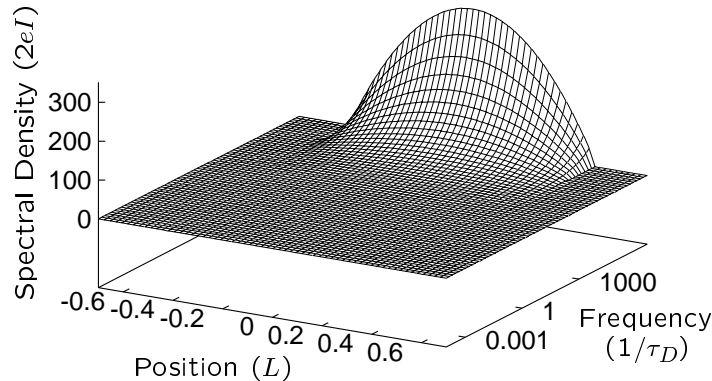


FIG. 2. Position and frequency dependence of the current noise intensity inside the conductor in the case (10).

The spectral density $S_I(\omega)$ of the noise current in electrodes can be found as $S_I(\pm\infty, \omega)$. In the case of negligible internal screening [see Eq. (10)] the low-frequency noise power is

$$S_I(0) = \frac{18}{35} \times 2eI, \quad (15)$$

rather than $(1/3) \times 2eI$ as was generally accepted before. The fact that screening (even if it takes place only in the electrodes) does affect the shot noise has a simple explanation. Shot noise in Fermi systems is suppressed below its classical Schottky value $S_S = 2eI$ due to the electron correlations induced by the Pauli exclusion principle [1]. These correlations are largest near the edges of the conductor, where the electron distribution function is closest to equilibrium. The $1/3$ suppression factor was obtained by a (naive) averaging of the fluctuations over the length of the sample (*i.e.*, implying $K_\omega^e(x') = 1$). Our results [see Eq. (11)] show that in the absence of internal screening [Eq. (10)], a fluctuation in the middle of the conductor induces a larger current in the electrodes as compared to a similar fluctuation near one of the interfaces. This effect results in larger shot noise.

Figure 3 shows the frequency and screening length dependence of shot noise in the electrodes. In the case of well conducting electrodes, [$\lambda_e \ll \lambda, L$; Fig. 3(a)] the noise suppression factor really equals to $1/3$ for either high frequencies, or long conductors, or both, reflecting the fact that in both these limits $K_\omega^e(x') \rightarrow 1$. In the general case $\lambda_e \sim \lambda \sim L$ the noise dependence on λ_e may be very peculiar. Figure 3(b) shows this dependence for the case of a conductor with negligible internal screening ($L \ll \lambda$). At high frequencies, the noise may be suppressed as much as down to $(1/5) S_S$ (when $L \sim \lambda_e$). For the case $\lambda_e = \lambda$, the recent result [6] is reproduced: at low frequencies $S_I = (1/3) S_S$, while at high frequencies, $S_I = (1/2) S_S$. Let us emphasize again that $S_I(0) = (1/3) S_S$ only in a few special cases.

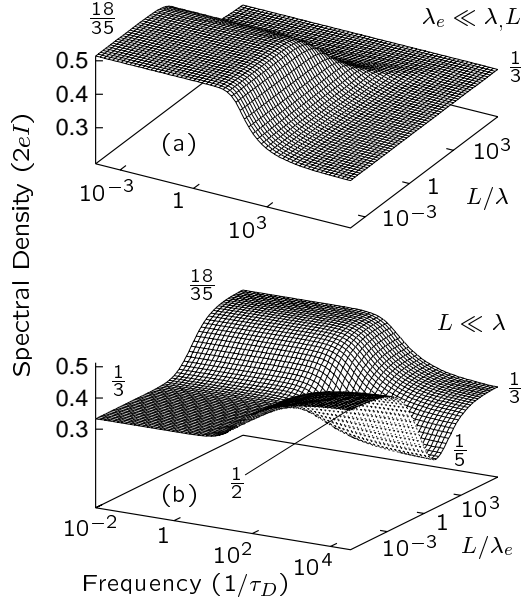


FIG. 3. Shot noise as a function of the observation frequency ω and sample length L in the limits of: (a) - well conducting electrodes and (b) - negligible static internal screening.

In contrast to the case of ballistic transport [10], the experimental measurements of shot noise in diffusive conductors have not yet lead to quantitative data which could be compared with our results. Liefink *et al.* [11] have found the suppression factor at low frequencies to range between 0.20 and 0.45 for 2D GaAs wires with $\lambda, \lambda_e \ll L \sim l_{in}$. Data obtained by Schoelkopf *et al.* [12] for gold films with $\lambda \approx \lambda_e \ll L \ll l_{in}$ are consistent with the $(1/3)$ suppression factor, but do not directly confirm this value. The same is true for the experiments [13] on silver films with $\lambda \approx \lambda_e \ll L$, where for the shortest sample ($L = 1 \mu m$) the shot noise was slightly above $(1/3) \times 2eI$, apparently due to small but noticeable electron-electron scattering.

Thus, more quantitative experiments are necessary to determine the exact suppression factor and its dependence on length (L/λ) and frequency ($\omega\tau_D$). Such measurements can prove to be difficult, since in order to implement low internal screening ($L < \lambda$) the electron density has to be very low and the sample very short. Also, a different geometry of the system may lead to a quantitatively different noise suppression factor.

To summarize, we have shown that effects of screening, at least in the electrodes, have

to be taken into account in order to obtain realistic results for shot noise. Noise suppression to $18/35$ of the Schottky value is predicted for the simplest case of a diffusive mesoscopic conductor with negligible internal screening, connecting well-conducting electrodes. Noise intensity is finite even in the limit of small screening length, as a consequence of incomplete screening of current fluctuation sources.

We are grateful to K. E. Nagaev and R. J. Schoelkopf for making their results available prior to publication, and to S. K. Tolpygo for discussions. The work was supported in part by DOE's Grant #DE-FG02-95ER14575.

* Electronic address: yehuda@hana.physics.sunysb.edu

- [1] For a recent review, see M. J. M. de Jong and C. W. J. Beenakker, Preprint cond-mat/9611140 (1996).
- [2] C. W. J. Beenakker and M. Büttiker, Phys. Rev. B **46**, 1889 (1992).
- [3] K. E. Nagaev, Phys. Lett. A **169**, 103 (1992).
- [4] Yu. Nazarov, Phys. Rev. Lett. **73**, 134 (1994).
- [5] R. Landauer, Physica B **227**, 156 (1996).
- [6] K.E. Nagaev, private communication.
- [7] Sh. M. Kogan and A. Ya. Shul'man, Zh. Eksp. Teor. Fiz. **56**, 862 (1969) [Sov. Phys. JETP **29**, 467 (1969)].
- [8] Notice that E_ω and dE_ω/dx are also continuous at the interfaces. In the case of "perfect" electrodes [$\lambda_e \ll L, \lambda$] this fact leads to even simpler boundary conditions, $E_\omega(x = \pm L/2) = 0$, so that Eq. (6) has to be solved only inside the conductor.
- [9] See, e.g., D. Pines and P. Nozieres, The Theory of Quantum Liquids (Benjamin, New York,

1966), Sec. 3.5.

- [10] M. Reznikov, M. Heiblum, H. Shtrikman, and D. Mahalu, Phys. Rev. Lett. **75**, 3340 (1995);
A. Kumar, L. Saminadayar, D. C. Glattli, Y. Jin, and B. Etienne, Phys. Rev. Lett. **76**, 2778 (1996).
- [11] F. Liefvink, J. I. Dijkhuis, M. J. M. de Jong, L. W. Molenkamp, and H. van Houten Phys. Rev. B **49**, 14066 (1994).
- [12] R. J. Schoelkopf, P. J. Burke, A. Kozhevnikov, D. E. Prober, and M. J. Rooks, private communication (1966).
- [13] A.H. Steinbach, J.M. Martinis, and M.H. Devoret, Phys. Rev. Lett. **76**, 3806 (1996).