

Period doubling in the 2D Antiferromagnet. New gauge-fields and their anomalies.

A.G. Abanov, J.C. Talstra

James Franck Institute of the University of Chicago, 5640 S.Ellis Avenue, Chicago, IL 60637, USA
(December 2, 2024)

We construct an effective gauge field theory model describing a 2D quantum antiferromagnet in the flux phase ground state. Due to period doubling the number of gauge fields is *four* rather than the naively expected single one. These additional gauge fields correspond to field configurations in which the flux is staggered, which should be taken into account to enforce single occupancy within the magnetic unit cell. We calculate a new type of quantum anomaly, present in such a model. In particular this leads to a generalized local flux hypothesis, which is tested numerically.

Although there is considerable evidence to believe that the ground state of the two dimensional spin $\frac{1}{2}$ -Heisenberg antiferromagnet on a square lattice with nearest neighbor interactions has Néel order, the ground state of the doped antiferromagnet is still very far from being understood. We believe that one of the possible universality classes is correctly described by the so-called flux phase which is characterized by non-zero chirality of spins. Motivated by this, one can apply the mean field approach, first proposed in¹, to the 2D Heisenberg model.

$$H = \sum_{\langle i,j \rangle} J \mathbf{S}_i \cdot \mathbf{S}_j \quad (1)$$

This yields the following effective Hamiltonian:

$$H = - \sum_{\langle i,j \rangle, \sigma} \Delta_{ij} c_{i\sigma}^\dagger c_{j\sigma} + \frac{2}{J} |\Delta_{ij}|^2 \quad (2)$$

Here Δ_{ij} is to be found self-consistently in such a way that it minimizes the energy of the system. To exclude the extra non-physical degrees of freedom one has to impose an additional constraint

$$\sum_{\sigma} c_{i\sigma}^\dagger c_{i\sigma} = 1 \quad (3)$$

There are several known solutions for Δ_{ij} which give local minima of the energy^{2,3}. The real question, however, is which of them will be preferred by doping. One possible candidate is² $\Delta_{ij} = |\Delta| e^{iA_{ij}}$, $\prod_{\text{plaquette}} e^{iA_{ij}} = -1$. This state is called the *flux phase* because the effective Hamiltonian (2)—without constraint (3)—describes fermions in a background magnetic field, with flux π (in units where the elementary flux quantum $\frac{h}{e}$ is 2π) per plaquette. We will focus on this state in the present paper. One can easily find the spectrum of such fermions to be: $\epsilon(\vec{k}) = \pm 2\Delta \sqrt{\cos^2 k_x + \cos^2 k_y}$. The filling factor—the ratio of the total number of electrons with given spin to the number of lattice sites—is $1/2$. This means that in the mean field approximation the lower branch of this spectrum is completely filled with electrons of each spin. This mean field solution is not a very good approximation to (1) because it does not take into account the local constraint (3). This is why in this mean field the antiferromagnet looks like a metal while after taking into

account the constraint it becomes an insulator. The way to deal with the constraint is to consider the fluctuations around the saddle-point mean field with π -flux³⁻⁷. More precisely these are fluctuations of the phase of Δ , or A_{ij} , that restore the single occupancy constraint (3). One can easily see this, if one notices that the fluctuating gauge field forces the current to be zero on *every* lattice bond. In what follows we restrict ourselves to phase fluctuations and adopt the common point of view that fluctuations of the modulus of Hubbard-Stratanovich field $|\Delta|$ are not relevant for the low energy sector of the theory because they have a gap with size of order J , see eg.⁷.

From now on we will leave spin out of the discussion, since in the models that we will discuss, both up- and down-spin electrons are decoupled. Let us start from mean field theory (2) neglecting the local constraint (3) and fluctuations of the gauge field. To lift the ambiguity of the sign of the flux ($-\pi \equiv \pi \bmod 2\pi$), we allow in addition to horizontal and vertical, also diagonal hops of *amplitude* $\frac{m}{2}|\Delta|$ in all four diagonal directions, effectively distributing the flux through every plaquette over its two constituent triangles⁸. Then in the gauge $A_{mn}^x = (-1)^n \frac{\pi}{2}$, $A_{mn}^y = \frac{\pi}{2}$, $A_{mn}^{\text{NE}} = (-1)^n \frac{\pi}{2}$ and $A_{mn}^{\text{NW}} = (-1)^n \frac{\pi}{2}$, where NE and SW refer to “north-east” and “south-west” diagonal bonds, corresponding to the π -flux per plaquette we have the following spectrum:

$$\epsilon(\vec{k}) = \pm 2|\Delta| \sqrt{\sin^2 k_x + \sin^2 k_y + m^2 \cos^2 k_x \cos^2 k_y} \quad (4)$$

Because the periodicity of the lattice is doubled, due to the presence of half a flux quantum per plaquette, the Brillouin zone is half the size compared to the zero magnetic field case: $-\frac{\pi}{2} < k_x < \frac{3\pi}{2}$, $|k_y| < \frac{\pi}{2}$. As one can see from the spectrum, at half filling, all contributions to the low energy dynamics of the theory come from the vicinity of the “Dirac”-points $(k_x, k_y) = (0, 0), (\pi, 0)$. Now we introduce a slightly different representation which is more useful for studying low energy dynamics. We choose a 2×2 unit cell on the square lattice, reducing the Brillouin zone further to $|k_x|, |k_y| < \frac{\pi}{2}$. This choice of unit cell is convenient because in the reduced Brillouin zone there is only *one* Dirac point at $\mathbf{k} = (0, 0)$, albeit doubly degenerate. The low energy Hamiltonian can be constructed by simple Taylor expansion in momentum around this point. This “lattice adopted basis” was proposed in⁹. The result is the massive Dirac Hamiltonian:

$$\mathcal{H}_0 = \alpha_\mu i \partial_\mu + \beta m. \quad (5)$$

Here α_μ, β with $\mu = 1, 2$ are 4×4 matrices obeying the Clifford algebra. The wave function has 4 components, corresponding to the 4 sites in the unit cell (or 2 branches $\times 2$ Dirac points). The model in its current form describes two species of Dirac fermions, in 2+1 dimensions.

Since the unit cell is now 2×2 , we introduce the following convention for decomposing an object \mathcal{O} living on the $L \times L$ lattice, into *four* others living on a lattice of cells:

$$\begin{aligned} \mathcal{O}(\mathbf{r}) &\equiv \sum_{i=1}^4 \Lambda^{(i)} \mathcal{O}^{(i)}(\mathbf{r}) \\ &= \mathcal{O}^{(1)}(\mathbf{r}) + (-)^{x+y} \mathcal{O}^{(2)}(\mathbf{r}) + (-)^x \mathcal{O}^{(3)}(\mathbf{r}) + (-)^y \mathcal{O}^{(4)}(\mathbf{r}) \end{aligned} \quad (6)$$

$\Lambda = \pm 1$ is the generalization of the sign-function: it distributes the $+, -$ signs within the unit cell according to one of the particular “staggered-ness” patterns, labeled by Λ : $\begin{bmatrix} + & + \\ + & + \end{bmatrix}, \begin{bmatrix} - & + \\ + & - \end{bmatrix}, \begin{bmatrix} - & - \\ + & + \end{bmatrix}$ and $\begin{bmatrix} - & + \\ - & + \end{bmatrix}$.

The main question we are going to address in this paper is how to incorporate fluctuations of the (lattice) gauge field into the continuum approximation (5). The naive answer would be just to apply the minimal substitution to (5). We argue that this is not enough to make the theory fully gauge invariant and thus to satisfy the no-double-occupancy constraint. Due to period doubling the replacement $\mathbf{p} \rightarrow \mathbf{p} - e\mathbf{A}$ in (5) describes only gauge field fluctuations which are smooth inside the unit cell, i.e. of type $\Lambda^{(1)}$ in (6). These particular fluctuations alone would only *partially* restore the constraint (3), just enforcing the total number of electrons inside each unit cell to be 4. For the constraint to hold locally on each site we have to include *staggered* gauge field fluctuations, of types $\Lambda^{(2)}, \Lambda^{(3)}$ and $\Lambda^{(4)}$. These staggered fields give rise to additional fields in the continuum theory^{9,10}. A theory that leaves those extra fields out, fails to describe *intra-cell charge-transfer* correctly. Only the exact treatment of the single occupancy constraint can cure the mean field theory to restore insulating properties within the unit cell.

One quick way to find which terms we should add to Hamiltonian (5), is to consider the following: on the lattice we can perform a local gauge transformation, which might be different on each site within the unit cell. In the continuum this means, that we must be able to apply gauge transformations (which should leave \mathcal{H} invariant) that not only depend on \mathbf{r} , but are also different for the 4 components of the wavefunction $\psi_i(\mathbf{r})$, $i = 1 \dots 4$. I.e. ψ is multiplied not by a phase, but by a unitary diagonal matrix, which is no longer proportional to the unit matrix. Using the previously introduced notation, we write such a general gauge field transformation compatible with period doubling (and smooth from cell to cell, where the word “cell” refers to a block of 2×2 plaquettes) as $\psi \rightarrow \exp(i \sum_{i=1}^4 \phi_i \delta^{(i)}) \psi$. $\delta^{(i)}$ is the 4×4 matrix-representation of Λ , so $\delta^{(i)} \equiv \text{diag}(\Lambda_{00}^{(i)}, \Lambda_{01}^{(i)}, \Lambda_{10}^{(i)}, \Lambda_{11}^{(i)})$

e.g. $\delta^{(4)} = \text{diag}(1, -1, 1, -1)$. Then the simplest, minimal way to complete Hamiltonian (5) to make it gauge invariant under all 4 of these transformations is to introduce 4 gauge fields E, F, G , and H in the following way:

$$\mathcal{H} = \left(\sum_{\mu=1,2} e^{i\mathbf{M}_\mu} \alpha_\mu \partial_\mu e^{-i\mathbf{M}_\mu} \right) + e^{i\mathbf{N}_\mu} \beta m e^{-i\mathbf{N}_\mu}, \quad (7)$$

where $\mathbf{M}_\mu = F_\mu + \delta^{(2)} E_\mu + \delta^{(3)} G_\mu + \delta^{(4)} K_\mu$, $\mathbf{N}_\mu = \delta^{(3)} G_2 + \delta^{(4)} K_1$, provided E, F, G and K gauge-transform as follows: $F_\mu \rightarrow F_\mu + \phi_1 \dots K_\mu \rightarrow K_\mu + \phi_4$, $\mu = 1, 2$. The particular form of \mathbf{N}_μ is dictated by the fact that we do not allow flux fluctuations through triangles.

One can easily see that the usual minimal substitution gauge field can be identified as $A_1 = \partial_1 F_1$, $A_2 = \partial_2 F_2$. The other fields correspond to staggered configurations of the magnetic field on the lattice as follows:

$$\begin{aligned} \partial_x \partial_y (F_1 - F_2) &= +\Phi^{(1)}(\mathbf{r}) \\ (E_1 - E_2) &= -\Phi^{(2)}(\mathbf{r}) \\ \partial_x (G_1 - G_2) &= -\frac{1}{2}\Phi^{(3)}(\mathbf{r}) \\ \partial_y (K_1 - K_2) &= +\frac{1}{2}\Phi^{(4)}(\mathbf{r}) \end{aligned} \quad (8)$$

and $\Phi^{(i)}(\mathbf{r})$ is one of the symmetry components of the flux through plaquette \mathbf{r} via (6). The important point here is that it is not possible to expand Hamiltonian (7) to linear (or even any higher but finite) order in gauge-fields other than F and conserve full gauge invariance of the theory¹¹.

We would now like to see how the electronic density responds to fluctuations of these new fields. As we shall see staggered magnetic fields cause staggered density fluctuations, so we define the field induced staggered density $\rho^{(i)}$ as

$$\rho^{(i)}(\mathbf{r}) + \frac{1}{2} \delta_{(i),(1)} \equiv \sum_{\psi: E < 0} \psi_E^*(\mathbf{r}) \delta^{(i)} \psi_E(\mathbf{r}),$$

The ψ_E form an orthonormal basis of eigenstates in the single particle Hilbert space. In the groundstate all negative energy states are occupied, as indicated in the sum. To calculate these densities, we can use the following identity¹⁵:

$$\rho^{(i)}(\mathbf{k}) = \int_{-\infty}^{+\infty} \frac{dz}{2\pi} \int \frac{d^2 p}{(2\pi)^2} \text{Tr} \langle p | \delta^{(i)} \frac{-\mathcal{H}}{z^2 + \mathcal{H}^2} | p - k \rangle \quad (9)$$

To make further progress, we have to consider the limit where fluctuations are small. Then, to first order in fields, we obtain after some algebra:

$$\rho^{(1)}(\mathbf{r}) = -\frac{\text{sgn}(m)}{2\pi} \Phi^{(1)}(\mathbf{r}) \quad (10)$$

$$\rho^{(2)}(\mathbf{r}) = -\frac{1}{3} \frac{\text{sgn}(m)}{2\pi} \partial_x \partial_y \Phi^{(2)}(\mathbf{r}) \quad (11)$$

$$\rho^{(3)}(\mathbf{r}) = -\frac{\text{sgn}(m)}{4\pi} \partial_y \Phi^{(3)}(\mathbf{r}) \quad (12)$$

$$\rho^{(4)}(\mathbf{r}) = -\frac{\text{sgn}(m)}{4\pi} \partial_x \Phi^{(4)}(\mathbf{r}) \quad (13)$$

Here we kept only the zeroth order in $\frac{1}{m}$ and the lowest order in momenta. The fact that (10)-(13) survive when $m \rightarrow \infty$ indicates their quantum anomalous origin. Therefore all staggered densities are expressed in terms of derivatives of staggered fluxes on the square lattice. Notice the non-trivial prefactors in the field-density relationships. Eq. (10) is widely known as a manifestation of the Chern-Simons term in the effective action of the ordinary gauge-field: $\frac{1}{2\pi} A_0 \nabla \times A$. Relations (11-13) are new, and represent the generalization of the Chern-Simons term to the other gauge-fields.

Now we present some numerical support for these predictions to see how they hold up on the original lattice, with Mean Field Hamiltonian (2). Our simulations were carried out on lattices of $L_x \times L_y$ sites ($L_x, L_y \leq 50$), in the presence of periodic boundary conditions (other boundary conditions do not change our results qualitatively). We let the electrons propagate in a uniform background magnetic field of flux π /plaquette in addition to a small modulation. The absolute value of the hopping amplitude is constant and non-zero only for nearest and next-nearest neighbors. We apply a small, circularly symmetric perturbation to the uniform background flux $\Phi(\mathbf{n}) = \pi$, such that the additional flux through the plaquette \mathbf{n} is given by: $\delta\Phi(\mathbf{n}) = \pi f(\mathbf{n}) \Lambda^{(i)}(\mathbf{n})$. Here $f(\mathbf{n})$ is chosen to be gaussian: $\pi A \exp(-\mathbf{n} \cdot \mathbf{n} / \xi^2) + \text{const}$. The constant is chosen such that the total flux through the entire lattice is unchanged. After diagonalizing the (single particle) Hamiltonian we fill half of the spectrum with electrons and measure $\rho^{(i)}(\mathbf{n})$. Notice that $\rho^{(i)}$ is defined only one quarter of the lattice sites.

In our simulations we pick the ratio of the amplitudes of diagonal to NN hops to lie around 0.2, making the underlying field theory massive. The mass must be such that the gap is much smaller than the bandwidth $m \ll 1$, or $\frac{t'}{t} \ll 1$. Since the result of the staggered density response (10-13) is obtained as an expansion in $\frac{k}{m}$ we really have a window for m : $\xi^{-1} \ll \frac{t'}{t} \ll 1$. In that case $\xi \gg 1$, so that the continuum approach is valid. At the same time, ξ has to be smaller than the lattice size L to avoid finite size effects: $1 \ll \xi \ll L$. Finally we should keep the the amplitude of the perturbation small enough to remain within the realm of applicability of the linear approximation and anomaly calculation: $\delta\Phi \ll m^2$, or $\frac{\delta\Phi}{\Phi_0} \ll \left(\frac{t'}{t}\right)^2$.

Fig. 1 shows an example where we have chosen a gauge fluctuation of the type $\delta^{(4)}$. Considering the *a priori* strong restrictions on the parameters to satisfy just mentioned inequalities, the numerical experiments confirm the anomaly predictions rather well. In fig. 2 we investigate quantitatively the response to this perturbation. Equation (13) tells us that the density response should be the derivative of a gaussian of the same width as the flux perturbation: $\partial_x e^{-(r/\xi)^2} \sim x e^{-(r/\xi)^2}$. The data points of fig. 2—which show a slice through the lattice at fixed $y = L/2$ —fit this well with an amplitude that

deviates $< 10\%$ from the predicted value of (13). In fig. 3 we repeat this exercise for the density response to the simplest gauge fluctuation: the field F (also chosen to be gaussian). According to (10) the predicted response should again be gaussian, and the data points fit this well, with an amplitude that deviates $< 1\%$ from the predicted value. The E -field (type $\delta^{(2)}$) obeys (11), but for system sizes that we considered the amplitude is too small by $\sim 30\%$.

In conclusion, we showed that to maintain the single occupancy constraint at zero doping, extra gauge fields should be added to the continuum field theory description of (2). These fields represent staggered flux fluctuations on the lattice and are relevant for low-energy dynamics because of period doubling due to the π -flux mean field. The gauge invariance of the lattice gauge field theory demands that new gauge fields enter into the continuum description (7) as *non-linear* terms. The presence of these fields leads to anomalous terms for induced *staggered* densities. The situation, like the one described here, has been encountered in gravitational anomaly calculations¹². In fact our new gauge fields E, G, K play the role of tetrads and spin-connections in gravity, except for the fact that due to fermion species doubling on the lattice, new gauge fields correspond to generally covariant transformations which in addition mix these two species of fermions in isospace. The new fields and new quantum anomalies found, must be important for any calculation of quantities which involve intra-cell charge-transfer. In fact these fluctuations of staggered flux restore the insulating behavior of the spin system within the unit cell. As the fluctuations determine the holon-doublon wavefunction, one should be able to probe them directly by high-energy Raman scattering¹³.

We would like to thank P.B. Wiegmann for collaboration during the all stages of this project. AGA was supported by a Hulda B. Rotschild Fellowship, as well as NSF Grant DMR 9509533. JCT was supported under STCS NFS DMR 9120000.

¹ G. Baskaran, Z.Zou, and P.W. Anderson, Solid State Comm. **63**, 973 (1988).

² Ian Affleck, J. Brad Marston, Phys.Rev. B **37**, 3774 (1988). G. Kotliar, Phys.Rev. B **37**, 3664 (1988).

³ L.B. Ioffe, A.I. Larkin, Phys.Rev.B **39**, 8988 (1989).

⁴ G. Baskaran, P.W. Anderson, Phys.Rev.B **37**, 580 (1988).

⁵ X.-G. Wen, F. Wilczek and A.Zee, Phys. Rev. B **39**, 11413 (1989).

⁶ P.B. Wiegmann, Phys.Rev.Lett **60**, 821 (1988). D.V. Khveshchenko and P.B.Wiegmann, Mod.Phys.Lett **B3**, 1383 (1989).

⁷ R.B. Laughlin and Z. Zou, Phys. Rev. B **41**, 664, 1989; Z. Zou, J.L. Levy and R.B. Laughlin, Phys. Rev. B **45**, 993,

1992.

⁸ There is no such ambiguity at non-zero doping away from half filling. Our introduction of a mass in the Dirac spectrum through small diagonal hopping plays the role of small doping and realizes the parity anomaly¹⁴.

⁹ P.B. Wiegmann, unpublished (1991); P.B. Wiegmann, Prog. Theor. Phys. Suppl. **107** 243 (1992). P.B. Wiegmann in *Field Theory, topology, and condensed matter systems*, edited by H.B. Geyer (Springer-Verlag, New York 1995)

¹⁰ D.V. Khveshchenko, Phys.Rev.B **48** 15926 (1993).

¹¹ Note that in (7), F comes in *linearly* by commuting the exponentials through ∂_i . This is *not* the case for the other fields, because the matrices $\delta^{(i)}$ generally do not commute with α_μ, β . These other fields remind us of the situation of fermions in curved space; see further remarks in the last paragraph of this report.

¹² L. Alvarez-Gaumé, E. Witten, Nucl. Phys. **B234** 269, (1983).

¹³ D.V. Khveshchenko and P.B.Wiegmann, Phys. Rev. Lett. **73**,500 (1994).

¹⁴ D.V. Khveshchenko and P.B. Wiegmann, Phys.Lett.B **225**, 279 (1989)

¹⁵ R.Jackiw, et al. in: *Current algebra and anomalies* (World Scientific, Singapore, 1985), and references therein; A.J. Niemi and G.W. Semenoff, Phys. Rep. **101**, 1002, (1980).

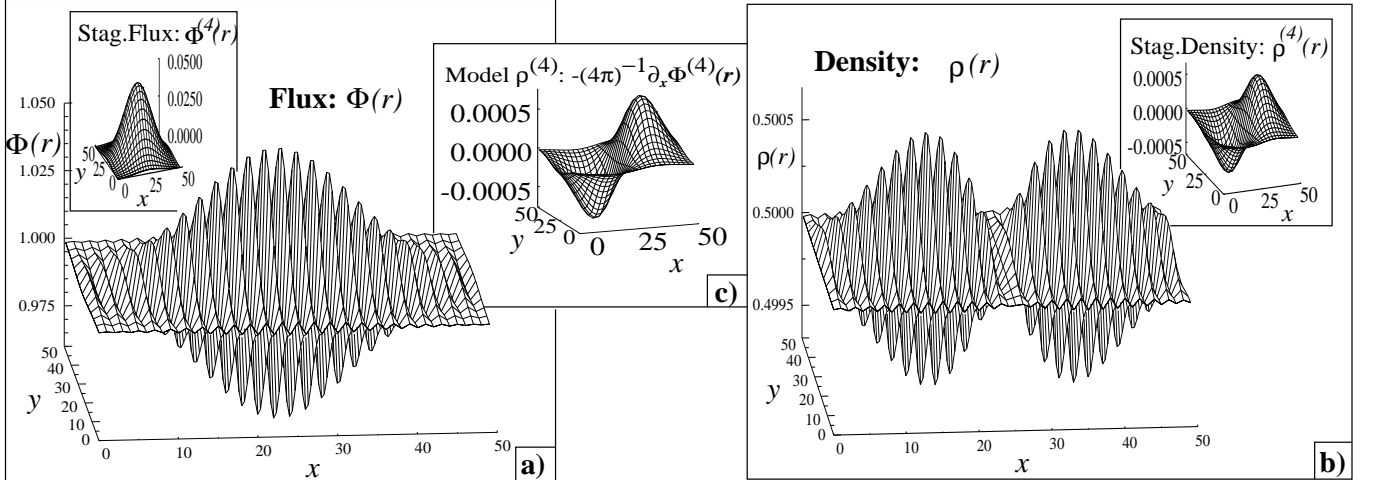


FIG. 1. Example of the application of a flux perturbation, ($A = 0.05$, $\xi = 14$, 50×50 sites) of type $\delta^{(4)}$. Panel a) shows the *total* applied flux, resulting from turning on field $\Phi^{(4)}(\mathbf{r})$ with a gaussian profile, as shown in the inset. Panel b) shows the total density response, and the inset shows its $\rho^{(4)}(\mathbf{r})$ component. Panel c) illustrates what we would expect for $\rho^{(4)}$ based on formula (13).

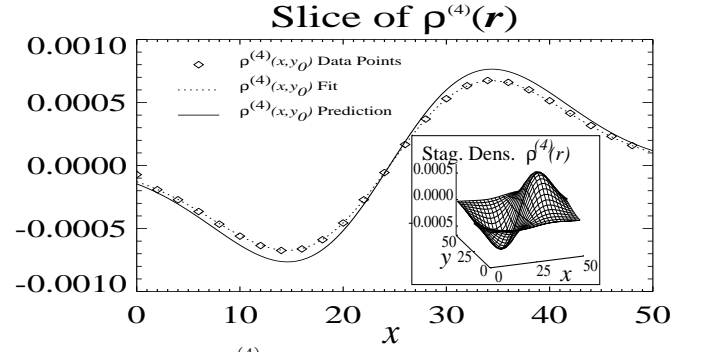


FIG. 2. Density $\rho^{(4)}$ plotted along a line of constant y for the case of flux perturbation of type $\delta^{(4)}$ taken from the data of fig. 1. The solid line is the predicted density response from (13) on this slice. There is a finite size error in the *amplitude* of about 10%, illustrated by the dashed curve.

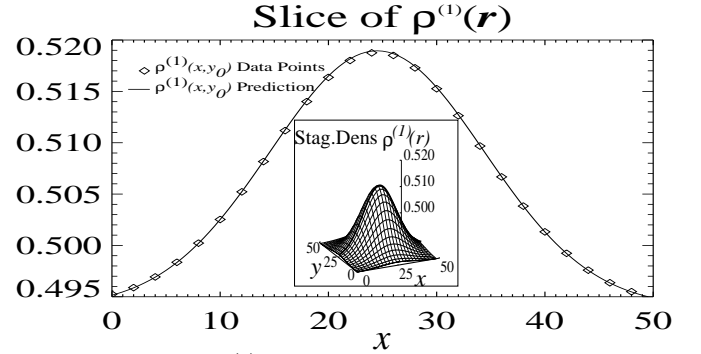


FIG. 3. Density $\rho^{(1)}(\mathbf{r})$ plotted along a line of constant y for the case of a flux perturbation of type $\delta^{(1)}$, $A = 0.05$, $\xi = 14$, 50×50 sites. The slice of the 2D data is indicated by the fat line in the inset. The solid line is the predicted density response from (10) on this slice. The fit is exact to within discretization errors.