

New features in the microwave response of $YBa_2Cu_3O_{6.95}$ crystals : Evidence for a multi-component order parameter

H.Srikanth, B. A. Willemsen, T.Jacobs and S.Sridhar
*Physics Department, Northeastern University, 360 Huntington Avenue, Boston,
 MA 02115*

A.Erb, E.Walker and R.Flükiger
*DPMC, Université de Genève, CH-1211 Genève 4, Switzerland
 (December 2, 2024)*

New features are reported in precision measurements of the complex microwave conductivity of ultra-pure $YBa_2Cu_3O_{6.95}$ crystals. Additional pairing is seen developing at around $65K$ and a second normal conductivity peak is observed at around $80K$. The data are inconsistent with a *single* d-wave order parameter, and instead are indicative of two superconducting components. Overall, these results point to the presence of multiple pairing interactions in $YBa_2Cu_3O_{6.95}$.

The mechanism for superconductivity and the nature of the superconducting state in the cuprates continue to be prime issues that are being debated [1]. Microwave measurements have yielded important information on the nature of the pairing, the quasiparticle density of states and scattering in the cuprate superconductors [2,3]. However comparison with detailed theories assuming a single order parameter shows that, while the $\lambda(T) \propto T$ behavior of the penetration depth $\lambda(T)$ is observed over a limited low T range suggesting nodes in the gap [2,3], good agreement between experiment and theory is not observed at all temperatures, and a proper explanation of the full T -dependence of the dissipation represented by the surface resistance $R_s(T)$ is still lacking [4,3]. It has been assumed that the discrepancies between the experimental results and d-wave theories may be explained by strong coupling effects, scattering with unusual temperature dependence, and fluctuations [5,4,6].

In this paper, we present new results on the microwave response of ultra-pure $YBa_2Cu_3O_{6.95}$ single crystals grown by a new method which avoids crucible corrosion. We measure the surface impedance $Z_s = R_s + iX_s$ and penetration depth $\lambda (= X_s/\mu_0\omega)$ as functions of temperature T , from which we extract the complex conductivity $\sigma_s = \sigma_1 - i\sigma_2$. In contrast to all previous measurements, entirely new features are observed in the temperature dependence of these quantities which suggest that a major reinterpretation of the electrodynamic response of $YBa_2Cu_3O_{7-\delta}$ in terms of a multi-component order parameter is necessary.

The single crystals (typically $1.3 \times 1.3 \times 0.1mm^3$ in size) used in this work were of very high quality grown from $BaZrO_3$ (BZO) crucibles [7]. This growth method leads to crystals with extremely clean surfaces and exceptional purity exceeding 99.995% [8] in contrast to crystals grown in other crucibles which have final reported purities of 99.5 – 99.95% [9,10]. As shown in this paper, this difference in purity appears to play a significant role in the microwave properties. Standard oxygen annealing procedures were followed to obtain optimally

doped crystals with oxygen stoichiometry around $O_{6.95}$. The crystals, typically twinned, have $T_c = 93.4K$, and very narrow transitions in $R_s(T)$ at $10 GHz$ of $< 0.2K$. Crystals grown by this method also have unique physical properties due to their exceptional purity, as revealed in several other experiments. Unlike the case in earlier crystals, vortices were observed by STM without surface preparation [11], indicating the clean nature of even the topmost layer.

Three crystals of optimally doped $YBa_2Cu_3O_{6.95}$ grown in BZO crucibles were measured. In addition, measurements on a $YBa_2Cu_3O_{6.95}$ crystal grown in the commonly used yttria-stabilized zirconia(YSZ) crucible is also presented for comparison. In the rest of the paper, we call the crystals grown in BZO and YSZ as YBCO/BZO and YBCO/YSZ respectively.

The high precision microwave measurements were carried out in a Nb cavity using a “hot finger” technique [12]. This method has been extensively validated for precision measurements of the surface impedance in cuprate [3] and other superconductors. All measurements reported in this paper were carried out with the microwave field $H_{rf} \parallel \hat{c}$ so that currents flow only in the ab planes.

A consistent trend is that the normal state surface resistance R_n is lower in the new YBCO/BZO samples compared with YBCO/YSZ. This testifies further to the purity of the new samples.

The T dependence of $\lambda(T)$ of representative YBCO/BZO and YBCO/YSZ is shown in Fig.1. The data for the new high purity YBCO/BZO crystals clearly reveal a *new feature* - a bump or plateau in the vicinity of $60 - 80K$, which has not been seen in any previous $\lambda(T)$ data for $YBa_2Cu_3O_{7-\delta}$ crystals.

The surface resistance $R_s(T)$ is also displayed in Fig.1 as a function of T . At low temperatures all samples showed the non-monotonic behavior in R_s that is well-known and the low temperature values are comparable to that seen previously [4,13]. However at intermediate temperatures, a new feature is seen - a shoulder in R_s in the YBCO/BZO sample which is completely absent in

the *YBCO/YSZ* sample. We emphasize that the data for *YBCO/YSZ* is representative of that reported in literature [4,6,14].

These new features are best studied in terms of the complex conductivity $\sigma_s = \sigma_1 - i\sigma_2 = i\mu_0\omega/(R_s + iX_s)^2$. The pair conductivity σ_2 vs. T is shown in Fig.2, and which may be regarded as a measure of the superfluid density $n_s(T)$, since $\sigma_2 = n_s(T)e^2/m\omega = 1/[\mu_0\omega\lambda^2(T)]$. Although only changes $\Delta\lambda(T) \equiv \lambda(T) - \lambda(4.2K)$ and correspondingly $\Delta X_s = \mu_0\omega\Delta\lambda$ are measured in the experiment, the absolute value of X_s and hence λ are obtained by normalizing at the transition so that $R_n = X_n$ at and slightly above T_c . This procedure yields a consistent value of $\lambda(0) \approx 1200\text{\AA}$ for all the *YBCO/BZO* crystals and a value of $\lambda(0) \approx 1600\text{\AA}$ for the *YBCO/YSZ* crystal. The $\sigma_2(T)$ data indicates an additional onset of pair conductivity below around $60 - 70K$, never observed in previous crystals reported to date as is evident from the comparison with the plot for the *YBCO/YSZ* crystal. Also the pair conductivity rises to a higher value in the *BZO* grown crystals compared with the *YSZ* grown crystals. All the *YBCO/BZO* crystals showed this feature in the data. While the accuracy of $\Delta\lambda \sim 1\text{\AA}$, the uncertainty in $\lambda(0)$ is much larger, perhaps of order $100 - 300\text{\AA}$. Nevertheless, the results are consistent with a lower $\lambda(0)$ and hence enhanced pair conductivity in the *YBCO/BZO* crystals compared with the *YBCO/YSZ* crystals. (Note that a lower value of $\lambda(0)$ for *YBCO/BZO* and/or a higher value for *YBCO/YSZ* than our chosen estimates would cause the high temperature portions of $\sigma_2(T)$ in Fig.2 for the two types of crystals to coincide with each other. This is illustrated by the dashed line in Fig.2).

The resultant plot of the normal conductivity $\sigma_1(T)$ is also shown in Fig.2. The low temperature peak at around $35K$ is observed in several previous measurements on crystals [15,13,4]. Very near T_c a sharp peak is also present (see inset to Fig.2). The most striking feature is a new conductivity peak clearly visible in the *YBCO/BZO* data centered at approximately $80K$ ($\sim 0.9T_c$), which has not been reported previously in microwave measurements.

It is clear that the ultra-pure crystals reveal *two new and important* features in the data - (i) the additional enhancement of pair conductivity σ_2 with an onset around $60 - 70K$, indicative of enhanced pairing below this temperature, and (ii) the new normal conductivity peak at around $80K$ ($\sim 0.9T_c$) in $\sigma_1(T)$. The former was observed in all the *YBCO/BZO* crystals, while the $80K$ peak in σ_1 is more sensitive to sample details, particularly the normal state scattering, and was greatly suppressed in one of the samples which had the highest R_n . (Details of results on the other *YBa₂Cu₃O_{6.95}* and also on specially oxygenated *YBa₂Cu₃O_{7.0}* crystals will be published elsewhere).

The data of Fig.1 for the new *YBCO/BZO* samples

cannot be described by a single d-wave order parameter below T_c . This is evident from the curve for $\lambda^{-2}(T)$ obtained from a weak-coupling d-wave calculation shown in Fig.3.

In the ‘‘hydrodynamic’’ limit, $\sigma_{1s,d}(T) = n_{qp}(T)e^2\tau(T)/m$. A single peak in $\sigma_1(T)$ can arise from a combination of increasing τ and decreasing n_{qp} as T is lowered. Except for detailed dependences on T , this peak should occur for an s- or d-wave superconductor and even in a two-fluid model. (The BCS coherence peak for an s-wave superconductor is masked by this effect). In order to describe the conductivity data in earlier *YBa₂Cu₃O_{7- δ}* crystals [4,16] in the framework of a d-wave model, one needs a dramatic drop in the scattering rate below T_c . *However any model using a single gap or order parameter (s- or d-wave) will only lead to a single conductivity peak, in disagreement with the present data.*

Instead it is necessary to consider a two-component system to understand the new data. The new feature in the $\sigma_2(T)$ data suggests that there is additional pairing of carriers below approximately $60 - 70K$. The essential features of the data can be well described by a simple model of two superconducting components with $T_{cA} = 60K$ and $T_{cB} = 93K$. We have calculated the total conductivity $\sigma_s \equiv \sigma_1 - i\sigma_2 = (\sigma_{1A} + \sigma_{1B}) - i(\sigma_{2A} + \sigma_{2B})$. For ease of calculation we used s-wave order parameters for both the *A* and *B* components and calculated σ_1 and σ_2 using Mattis-Bardeen expressions. Gap values of $\Delta_A(0)/kT_{cA} = 1.5$ and $\Delta_B(0)/kT_{cB} = 2.8$ were used. For σ_1 , temperature dependent scattering times $\tau_{A,B} = \tau_{oA,B}/(1 + (T/T_{A,B}^*)^4)$, with $\tau_{oA}/\tau_{oB} = 2$, $T_A^* = 37K$, $T_B^* = 83K$ were assumed. The calculations reproduce the essential features of the data, viz. the onset of pairing around $60K$ observed in $\sigma_2(T)$, and the 2 peaks in $\sigma_1(T)$, as shown in Fig.3. Although we have used two decoupled components in the above model for illustrative purposes, a small attractive coupling between the two components is probably essential. It is easy to show in the framework of Ginzburg-Landau theory [17] that such coupling does not change the results much, and the essential features of the data are retained in more elaborate models.

The microwave measurements do not directly yield the symmetry of the order parameter in the *A* and *B* components, except as can be inferred from the temperature dependence of the data. The fact that $\lambda(T)$ is linear at low temperatures would indicate that pairing in component *A* could be d-wave like, exhibiting nodes in the gap. Several theories have suggested the strong possibility of a mixed *s + d* state in the presence of orthorhombic distortion as is the case in *YBCO* [18,19], and detailed BCS calculations, such as those in ref. [18] of coupled s-d mixtures do yield penetration depth ($\lambda^{-2}(T)$ vs. T) curves similar to the present $\sigma_2(T)$ data. A mixed *s + d* state, which would be consistent with the present results, has

been shown to reconcile many of the conflicting experiments on order parameter symmetry reported on this material [20,19].

It is tempting to assign the two superconducting components A and B with the associated condensates residing on $Cu - O$ planes and chains respectively in the $YBCO$ system. However such an interpretation might be too naive given the facts that the crystals are twinned and microwaves probe a length scale spanning several hundred unit cells. Instead the two sets of condensates may originate from different types of pairing associated with hybridized composite plane-chain bands. Such a scenario based on band structure taking into account the chain-plane coupling in $YBCO$ and eventually leading to two types of pairing interactions has been proposed [20,19].

Our results resolve an important issue regarding the origin of the conductivity peak at $40K$ observed previously in $YBCO$. Previously it was necessary to use a rapid suppression of the quasiparticle scattering in order to understand the location of this peak at $40K$ well below the $93K$ transition. However it is natural from Fig.2 to *associate the low T ($40K$) peak with the A - ($T_{cA} = 60K$) component and not the B ($T_{cB} = 93K$) component*. The location at $40K$ ($\sim 0.75T_{cA}$) is now not unreasonable for a coherence peak associated with onset of pairing at T_{cA} . This implies that the type- A condensate is present in the $YBCO/YSZ$ samples also but has a weaker, almost gapless, temperature dependence.

A plateau in $\lambda(T)$ similar to that observed here has been reported in some (not all) films and was attributed there to a 2-gap behavior [21]. Note that film growth is a very non-equilibrium process and local stoichiometry may be highly non-uniform - in contrast the present growth method is very close to equilibrium growth, and leads to reproducible results. The low T bump in R_s and the corresponding conductivity peak are rarely observed in films, even though the R_s values of films are substantially lower than that of crystals below $50K$. To date many optical measurements [22] have reported only one σ_1 peak at around $0.95T_c$ in contrast to the microwave measurements which showed only a low T peak, suggesting a strong frequency dependence of one peak. However the present work suggests that the optical measurements, particularly on films, may have been observing the σ_1 peak associated with the B condensate, while the previous microwave measurements on crystals observed the peak associated with the A condensate only. In contrast, in the present work, we are able to observe both the σ_1 peaks clearly.

We now remark on the sharp peak in σ_1 very near T_c (within $1 - 2K$) which is present in all samples (see inset of Fig.2). Because of its proximity to T_c it appears reasonable to attribute it to fluctuations [14]. Such a sharp peak can be obtained from calculations for an s-wave order parameter characterized by a very large gap

value $\Delta_C(0)/kT_c \approx 10 - 15$. The identification of the second and new conductivity peak described in this work raises a new possibility for this sharp peak as being due to a third superconducting component C appearing at T_c but with a very rapid rise of the corresponding gap. This speculation receives support from the fact that $\lambda(T)$ shows a sharp jump in this narrow range of $1 - 2K$ near T_c . There is some evidence that the height of this sharp peak varies at the expense of the $80K$ peak.

A natural suspicion that arises is whether the data in the new $YBCO/BZO$ crystals arise from inadequate oxygen annealing leading to macroscopic chemical phase separation. It is important to note that the annealing procedures for the $YBCO/BZO$ crystals were exactly the same as for the $YBCO/YSZ$ crystals. An estimate suggests that the data cannot be explained by macroscopic segregation of an $O_{6.5}$ $60K$ phase and an ideal O_7 $90K$ phase. For $O_{6.95}$ one would require $\sim 6 - 10\%$ of the $60K$ phase which cannot however account for the relative weights of the two components in our $\sigma_2(T)$ data. Instead, our data points to a physical (e.g. interlayer coupling) consequence of oxygenation rather than to chemical segregation for our results.

Our work clearly suggests that the density of states of $YBa_2Cu_3O_{6.95}$ is not simply that of a single d-wave order parameter characterized by a single gap value. Note that this viewpoint finds support in several other observations on $YBa_2Cu_3O_{6.95}$. The STM tunneling I-V characteristics [11] indeed suggest gaplike features at $5mV$, $20 - 30mV$, corresponding approximately to those reported here. An intriguing possibility is that further structure at very high energies of $100mV$ is also observed which corresponds to the high energy scale of the sharp peak near T_c .

The present data shows that it is incorrect to view $YBa_2Cu_3O_{6.95}$ as undergoing a single superconducting transition at $93K$, but rather that it is necessary to consider multiple pairing processes with different energy and temperature scales. Even small impurity levels appear to affect these pairing processes, and correspondingly modify even the high T electrodynamic response. This suggests that one should also be cautious in interpreting low T properties, such as for instance the issue of changes in the power law behavior of $\Delta\lambda$, (i.e. whether T or T^2).

In conclusion, measurements of the microwave properties of ultra-pure $YBa_2Cu_3O_{7-\delta}$ crystals reveal new features suggesting the presence of two superconducting components in this compound. Our work necessitates a major reinterpretation of the electrodynamic properties of this material, resolves important outstanding issues such as the origin of conductivity peaks, and provides new insights into the pairing mechanism in the high temperature superconductors.

Work at Northeastern was supported by NSF-DMR-9623720, and at Geneva by the Fonds National Suisse de la Recherche Scientifique. We thank R.S. Markiewicz,

A. Junod and A. Bansil for useful discussions and J. Halbritter, D.P. Choudhury and Z. Zhai for assistance.

- [1] J. R. Kirtley, C. C. Tsuei, and L. S. Yu-Jahnes, *Nature* **373**, 225 (1995).
- [2] W. N. Hardy *et al.*, *Phys. Rev. Lett.* **70**, 3999 (1993).
- [3] T. Jacobs *et al.*, *Phys. Rev. Lett.* **75**, 4516 (1995).
- [4] T. Jacobs *et al.*, *J. Phys. Chem. Solids* **6**, 1945 (1995).
- [5] P. J. Hirschfeld, W. O. Putikka, and D. J. Scalapino, *Phys. Rev. B* **50**, 10250 (1994).
- [6] S. Kamal *et al.*, *Phys. Rev. Lett.* **73**, 1845 (1994).
- [7] A. Erb, E. Walker, and R. Flükiger, *Physica C* **245**, 245 (1995).
- [8] A. Erb, E. Walker, and R. Flükiger, *Physica C* **258**, 9 (1996).
- [9] H. Ikuta and D. M. Ginsberg, *J. Supercond.* **9**, 259 (1996).
- [10] H. Casalta *et al.*, *Physica C* **258**, 321 (1996).
- [11] I. Maggio-Aprile *et al.*, *Phys. Rev. Lett.* **75**, 2754 (1995).
- [12] S. Sridhar and W. L. Kennedy, *Rev. Sci. Instrum.* **59**, 531 (1988).
- [13] D. A. Bonn, P. Donsajh, R. Liang, and W. N. Hardy, *Phys. Rev. Lett.* **68**, 2390 (1992).
- [14] S. M. Anlage, J. Mao, and J. L. Peng, *Phys. Rev. B* **53**, 2792 (1996).
- [15] M. C. Nuss, K. W. Goosen, and P. M. Mankiewich, *IEEE Trans. Mag.* **27**, 863 (1991).
- [16] P. J. Hirschfeld, W. O. Putikka, and D. J. Scalapino, *Phys. Rev. Lett.* **71**, 3705 (1993).
- [17] J. Betouras and R. Joynt, *Europhys. Lett.* **31**, 119 (1995).
- [18] C. O'Donovan and J. P. Carbotte, *Phys. Rev. B* **52**, 16208 (1995).
- [19] R. Combescot and X. Leynoras, *Phys. Rev. Lett.* **75**, 3732 (1995).
- [20] I. I. Mazin *et al.*, *Phys. Rev. Lett.* **75**, 2574 (1995).
- [21] N. Klein *et al.*, *Phys. Rev. Lett.* **71**, 3355 (1993).
- [22] F. Gao *et al.*, *Phys. Rev. B* **54**, 700 (1996).

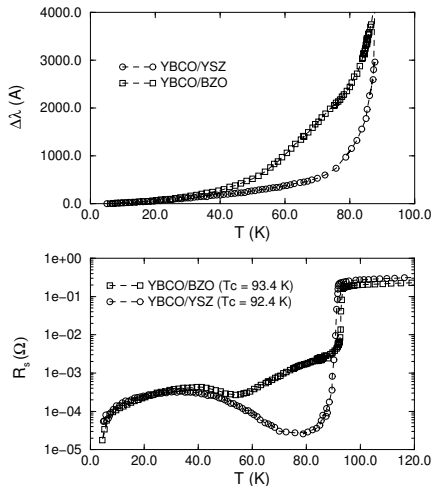


FIG. 1. (top) $\lambda(T)$ vs. T , (bottom) $R_s(T)$ vs. T of YBCO/BZO and YBCO/YSZ crystals

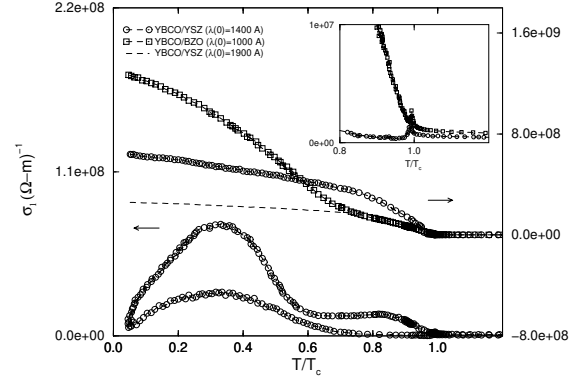


FIG. 2. Microwave conductivity $\sigma_1(T)$ and $\sigma_2(T)$ vs. T/T_c for the two types of crystals. The dashed line represents the case for chosen $\lambda(0)$ values of 1000 Å and 1900 Å for YBCO/BZO and YBCO/YSZ respectively. (Inset) Expanded plot of σ_1 showing the sharp peak near T_c

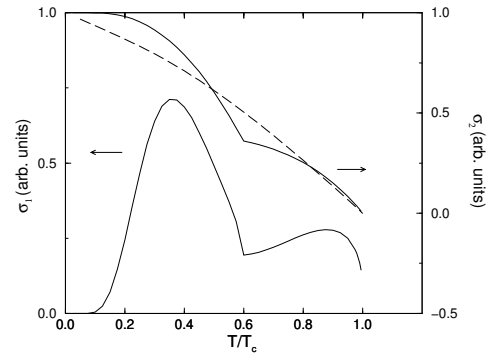


FIG. 3. Calculations of $\sigma_1(T)$ and $\sigma_2(T)$ using the two component model. The dashed line represents a calculation based on a single weak coupling d-wave order parameter

