

To appear in: Nucl. Phys. B [FS]

On the Number of Incipient Spanning Clusters

Michael Aizenman *

*Departments of Physics and Mathematics
Princeton University, Jadwin Hall
Princeton, NJ 08544-0708.*

Sept. 16, 1996; revised Oct. 22, 1996

Abstract In critical percolation models, in a large cube there will typically be more than one cluster of comparable diameter. In 2D, the probability of $k \gg 1$ spanning clusters is of the order $e^{-\alpha k^2}$. In dimensions $d > 6$, when $\eta = 0$ the spanning clusters proliferate: for $L \rightarrow \infty$ the spanning probability tends to one, and there typically are $\approx L^{d-6}$ spanning clusters of size comparable to $|\mathcal{C}_{max}| \approx L^4$. The rigorous results confirm a generally accepted picture for $d > 6$, but also correct some misconceptions concerning the uniqueness of the dominant cluster. We distinguish between two related concepts: the Incipient Infinite Cluster, which is unique partly due to its construction, and the Incipient Spanning Clusters, which are not. The scaling limits of the ISC show interesting differences between low ($d = 2$) and high dimensions. In the latter case ($d > 6$?) we find indication that the double limit: infinite volume and zero lattice spacing, when properly defined would exhibit both percolation at the critical state and infinitely many infinite clusters.

PACS numbers: 64.60.Ak, 64.80.Gd, 05.20.-y, 02.50.+s.

Key words: percolation, incipient infinite cluster, incipient spanning clusters, critical behavior, hyperscaling, scaling limit.

*Work supported in part by the NSF Grant PHY-9512729.
E-mail: aizenman@princeton.edu

Contents

1. Introduction	3
1.a Main Results	3
1.b Implications of the Multiplicity of Incipient Spanning Clusters	5
2. Multiple ISC occur in Critical Models in all Dimensions $d > 1$	8
3. ISC in Two Dimensions	11
3.a A Two-dimensional Construction	11
3.b Bounds for the Number of ISC in 2D	12
4. Above the Upper Critical Dimension	16
4.a The Relevant Condition	16
4.b The Boundary Conditions	17
4.c The Number (L^{d-6}) and Size (L^4) of the Spanning Clusters	18
4.d Derivation of the Moment Bounds	22
5. The IIC, the ISC, and the Scaling Limit	27
5.a The Microscopic and the Macroscopic Perspectives	27
5.b Conjectured Properties of the IIC and the ISC	29
5.c Distinction between Type I and Type II Models	31
A. The Relation between Proliferation of ISC and Hyperscaling	33
B. Existence of Spanning Clusters in Critical Models	36
C. Uniqueness for Supercritical Models	37
Acknowledgments and References	38

1. Introduction

1.a Main Results

Some of the essential features of critical phenomena are reflected in the structure of the large correlated clusters observed in the critical state [1, 2, 3, 4]. For percolation, the relevant notion is of connectivity, and the characteristic feature of the criticality is the spontaneous formation of large connected clusters, of “macroscopic” diameter. In this paper we present rigorous results on the number of Incipient Spanning Clusters (ISC), in various dimensions. The term *Spanning* is applied generically to clusters which stretch across a large region, and connect different boundary segments (see Figure 1, and the more detailed explanation in Section 5). *Incipient* is the word we use for the tenuous structures seen at the critical models, at percolation threshold.

Our goals are: i. clarify the issue of uniqueness, concerning which there has been some confusion, ii. present new bounds on the distribution of the number of ISC in 2D models, and iii. prove that in high dimensions Incipient Spanning Clusters behave in a rather different way than they do in 2D.

More explicitly, we establish the following.

- 1) In any dimension $d > 1$, at $p = p_c$, the probability of there being *more than one* spanning cluster in a slab of the form $[0, tL] \times [0, L]^{d-1}$ does not go to zero, as $L \rightarrow \infty$; the proof covers the case of t not too large, but independent of L (Theorem 2, below).
- 2) For completeness, we add that above the critical point, $p > p_c$, there typically is exactly one spanning cluster (for $L \gg 1$) (Theorem 6, Appendix C). Below the critical point there is none.
- 3) In 2D critical models the number of spanning clusters is of finite mean, and its probability distribution satisfies:

$$Prob_{p_c} \left(\begin{array}{l} \text{there are exactly } k \text{ unconnected} \\ \text{spanning clusters in } [0, L]^2 \end{array} \right) \begin{array}{l} \geq A e^{-\alpha k^2} \\ \leq e^{-\alpha' k^2} \end{array} \quad (1.1)$$

where k counts clusters connecting the two opposite faces $\{x_1 = 0\}$ and $\{x_1 = L\}$ of $[0, L]^2$, and the bounds hold uniformly in L (Theorem 3).

The power k^2 seen in eq. (1.1) represents $k^{d/(d-1)}$. The analysis suggests a plausible argument for a more general validity of such lower bound in low dimensions, but it is not clear whether the actual rate is not slower for $d=3,4,5$.

- 4) In dimensions $d > 6$, assuming $\eta = 0$ (η being the critical exponent seen in eq. (1.4)):

- the spanning probability tends to *one* (Theorem 4), and

- spanning clusters proliferate —

$$Prob_{p_c} \left(\text{the number of spanning clusters} \geq o(1)L^{d-6} \right) \xrightarrow{L \rightarrow \infty} 1, \quad (1.2)$$

in the sense that the limiting statement applies to any substitution in which $o(1)$ is replaced by a function of L which vanishes as $L \rightarrow \infty$.

Furthermore, at least for clusters whose size (the number of points) is comparable to the maximal $(|\mathcal{C}|_{max})$, L^{d-6} provides the actual rate of growth — not just a bound.

- The size of the maximal cluster, as well as the size of the maximal spanning cluster, are typically

$$|\mathcal{C}_{max}^{(sp)}|, |\mathcal{C}_{max}| \approx L^4, \quad (1.3)$$

in a sense made explicit in Theorem 5.

The assumption on η refers to the purported law:

$$\tau(x, y) \equiv Prob_{p_c}(x \text{ sites } x \text{ and } y \text{ are connected}) \approx \frac{Const.}{|x - y|^{d-2+\eta}}. \quad (1.4)$$

It is expected that $\eta = 0$ above the upper-critical dimension $d = 6$ [5, 6]. Rigorous results in this direction were proven by Hara and Slade [7] (reviewed in [8]), who establish that a related, but somewhat weaker condition, holds at $d > 6$ in models with sufficiently spread finite-range connections, and at somewhat higher dimensions for the nearest-neighbor percolation model.

The results proven here for $d > 6$ reinforce the generally accepted picture, in which the proliferation of large clusters is related to the breakdown of hyperscaling (Coniglio [1]), and the “fractal” dimension of the large clusters stabilizes at $D = 4$ (Aharony, Gefen and Kapitulnik [9], Alexander et.al. (AGNW) [10]). Our analysis is based on the diagrammatic bounds of Aizenman and Newman [11]. The high effectiveness of the method points to the validity of the perspective offered by AGNW [10] that for $d > 6$ large clusters resemble randomly branched chains.

The fact that the spanning probability tends to 1 has interesting implications for the nature of the continuum limit, mentioned in Section 5.

Some of the topics discussed here are also the subject of the work of C. Borgs, J. Chayes, H. Kesten and J. Spencer [12], where the properties of “incipient infinite clusters” are discussed within the context of an axiomatic description of the critical behavior. [The reader is advised, however, that the notions have not been coordinated,

and terms like IIC and ISC may be used in different ways. The terminology used in this paper is explained and motivated in greater detail in Section 5.]

The prototype for the percolation models discussed here, *and the systems to which we refer by default*, are the nearest-neighbor bond, or site, percolation models on the regular lattice Z^d . However, with minimal clarifications the discussion applies also to percolation models with different short-scale characteristics, including finite range bond percolation, n.n. and next-nearest-neighbor site percolation, and also the continuum random dots models. To attain this robustness, the arguments employed refer mostly to large – scale connection events. The essential features (or at least those assumed throughout) are: independence for sufficiently separated regions [a fixed finite distance], and the vdB-K property which is presented in Section 3.

Following are some less technical comments on the results.

1.b Implications of the Multiplicity of Incipient Spanning Clusters

The assertion that in 2D there is positive probability for more than one Incipient Spanning Cluster will not surprise mathematicians familiar with the theory developed by Russo [13] and Seymour and Welsh [14]. Nevertheless, even the 2D case of the general result (1) is in contradiction with statements which for quite a while have apparently been part of a wide consensus. That consensus was recently challenged, and corrected, by a report of a numerical work [15] (see also [16]). As we attempt to make it plain (and as was already stated in ref. [17]), the case of 2D is really simple. To prove the result for general dimension, we develop what may be regarded as a rigorous real – space renormalization group argument.

The misconception of the uniqueness of the spanning clusters could have been facilitated by a number of factors:

i. Scaling Theory

The assumption that there typically is one dominant cluster (in a finite region $[0, L]^d$) helps in the explanation of the *hyperscaling* law, which is found to be obeyed in low dimensions. To re-emphasize that low level multiplicity (up to $L^{o(1)}$) is consistent with hyperscaling, we present a version of the heuristic argument in Appendix A. It is seen there that the relevant condition is only that the number of large clusters grows slower than any power of L .

ii. Uniqueness of the Infinite Cluster

One of the results known under rather general assumptions (discreteness and “regularity”) is that when there is percolation, the infinite cluster is unique [18, 19, 20] (see however Sect. 5 below). The Uniqueness Theorems were occasionally quoted as an indication that at the percolation threshold, where large-scale clusters are expected, there

is a single dominant cluster — referred to as the Incipient Infinite Cluster (IIC). Here, the convenient and otherwise appealing terminology might have suggested an incorrect deduction.

iii. *Terminology*

The term Incipient Infinite Cluster is too encompassing. The dominant cluster(s) in a large volume can be viewed from two perspectives, for which it may be better to have separate terminology. We propose to keep the term IIC for the large clusters as seen from the perspective of their sites (which presumably agrees with the conditioned process studied by Kesten [21] in the context of 2D [21] models). The same clusters, as viewed on the bulk (macroscopic) scale may be referred to as the Incipient Spanning Cluster(s). The distinction becomes more clear as one contrasts the microscopic and the macroscopic view of the system, and contemplates the relevant mathematical descriptions of the *scaling limit* — the limiting situation in which the ratio of the two scales diverges. A more detailed discussion of these issues, is presented in Section 5, which can be read in advance of the more technical Sections. Included in Section 5 are three possible definitions of the IIC, which still ought to be proven equivalent. For each of them it can be shown that if the percolation density vanishes at p_c then the IIC process exhibits a unique infinite cluster. The ISC in general are not unique (Section 2).

Red — Blue bonds

The multiplicity of ISC means also that the important notion of “red bonds” (Stanley [22, 2], Coniglio [23]) needs some care. This notion is best explained in the situation in which a macroscopic piece of material is placed between two conducting plates which are at different electric potentials, and the bonds represent conducting elements. The “red bonds” are often interchangeably described as: i. bonds which are essential for the connection, i.e., are unavoidable for every path connecting the opposite boundary plates, or as ii. bonds which carry the full current. (Other elements in this classification are: “blue” - the backbone bonds, and “yellow” - the dangling ends.) As we now appreciate, these two definitions do not coincide.

The non-uniqueness of the spanning cluster has the consequence that frequently the random configuration will not contain any bond which is essential for the connection (though there will be bonds essential for their specific spanning clusters). Interestingly, this does not mean that no bond carries the full current. If there are large differences in the total resistance of the distinct spanning clusters, than the bulk of the current may still be carried by just one of them. Its essential bonds meet the condition in the second definition of “red bonds”. However, as we see now, this terminology involves more than just the topology of the cluster.

Despite the above complication, it is still desirable to have an elementary geometric concept expressing the fact that in typical configurations there are bonds whose removal (or blockage) will result in a change of the available connected routes which is visible

on a large scale R . For this purpose one may define a bond b to be *essential on scale R* (\gg lattice scale) if there are two realized paths, of end-to-end distance R emanating from the opposite ends of the bond, which are not linked by any other path which stays within the distance R from b .

Further discussion of the results is found in Section 5.

2. Multiple ISC occur in Critical Models in all Dimensions $d > 1$

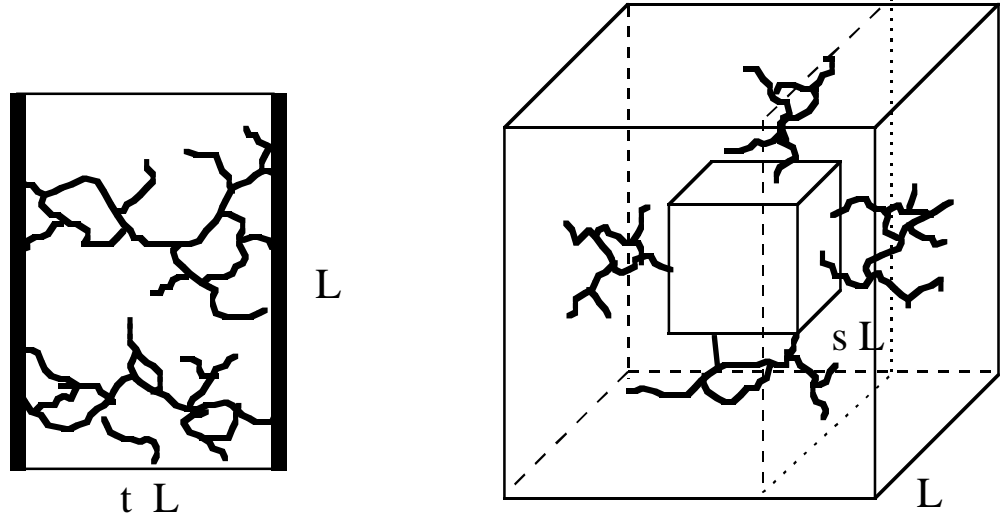


Figure 1: The geometric setups used in the discussion of the Incipient Spanning Clusters.

Theorem 1 (*Incipient Spanning Clusters occur*) *For any dimension $d > 1$, there is an L -independent (decreasing) function $h_d(t)$, which is strictly positive at least for $0 \leq t < 1/2$, such that at the critical point for every $0 < L < \infty$:*

$$R_{L,t} \equiv \text{Prob}_{p_c} \left(\begin{array}{l} \text{the slab } S_{L,t} \equiv [0, tL] \times [0, L]^{(d-1)} \text{ is traversed} \\ \text{in the direction of the 1-st coordinate} \end{array} \right) \geq h_d(t) . \quad (2.1)$$

Furthermore, $h_d(\cdot)$ satisfies

$$h(t) \geq 1 - Ae^{-\text{const. } t^{-(d-1)}} \quad \text{as } t \searrow 0 . \quad (2.2)$$

The two dimensional case of this statement was derived in the works of Russo [13] and Seymour and Welsh [14] (conveniently summarized in [24]), where it is also established that $h_2(t) > 0$ for all $0 < t < \infty$. The result provides a very versatile tool for the study of 2D critical models (see below). We expect that also for arbitrary dimensions $h_d(t) > 0$ for all values of t , though that has not been established. The proof of Theorem 1 is presented in Appendix B. It uses arguments which may be regarded as standard.

Our main result for arbitrary dimension is the following.

Theorem 2 (There can be more than one ISC) For any dimension $d > 1$, there is a function $g_d(t)$, strictly positive for $0 \leq t < t_o$, with which for every finite size L :

$$D_L(t, p_c) \equiv \text{Prob}_{p_c} \left(\begin{array}{l} \text{there is more than one} \\ \text{spanning cluster in } S_{L,t} \end{array} \right) \geq g_d(t) . \quad (2.3)$$

Remarks: 1) It should be appreciated that the bound in eq. (2.3) is satisfied only at $p = p_c$. Otherwise:

$$\lim_{L \rightarrow \infty} D_L(t, p [\neq p_c]) = 0 \quad (2.4)$$

(for any $t > 0$). For $p < p_c$ eq. (2.4) is true because there are no spanning clusters (the connectivity function decays exponentially), and for $p > p_c$ it holds because there is only one spanning cluster (see Appendix C).

2) As in Theorem 1, we expect the restriction to small t , not to be relevant for the strict positivity of $g_d(t)$. I.e., if the probabilities of the corresponding macroscopic scale events are uniformly positive for some aspect ratio ($t_o > 0$) then that should also be true for any other value of t . However, we do not have a proof of such a principle for $d > 2$. For 2D, the strict positivity of $g_2(t)$ is directly implied by the RSW theory, as is explained in the next section.

The proofs of Theorem 1 and Theorem 2 (for $d \geq 3$) have the flavor of a real - space renormalization argument. By considering suitably chosen local events, determined in blocks of scale L , it is shown that for any p :

- i. If $R_{L,t}$ is too small than the connectivity function decays exponentially, and hence $p < p_c$.
- ii. If $[1 - R_{L/3,3t}] + D_{L,t}$ is too small then there is percolation, and $p > p_c$.
For $p = p_c$ the term $[1 - R_{L/3,3t}]$ vanishes as $t \searrow 0$, and hence $D_{L,t}$ cannot be too small.

The first argument is recapitulated in Appendix B. The second is given below.

Proof of Theorem 2: As is explained in the next section, for 2D the RSW theory [13, 14] implies that eq. (2.3) holds with a function $g_d(t)$ which is positive for all $t > 0$.

To prove Theorem 2 for $d \geq 3$ we shall show that there is a constant $b < \infty$ (based on 2D considerations, and thus independent of d) such that for every $p \leq p_c$

$$(1 - R_{L/3,3t}) + D_{L,t} \geq b \quad (2.5)$$

for any $L < \infty$. Since $R_{L,t} \geq h_d(t)$, that would establish the claim, with

$$g_d(t) = b - [1 - h_d(3t)] \quad (2.6)$$

where $\lim_{t \searrow 0} [1 - h_d(t)] = 0$, by Theorem 1.

The following argument proves that if (for a suitable choice of the constant b) eq. (2.5) fails for some L than there is percolation in the slab $[0, tL] \times [0, L]^{d-3} \times R^2$. Let us partition the slab into a planar collection of translates of the d -dimensional rectangular cell $[0, tL] \times [0, L]^{d-3} \times [0, L/3]^2$. In a given configuration of the percolation model, a cell is declared *regular* if the following two conditions are met:

- i. the cell contains a spanning cluster (in the first direction),
- ii. the block made by joining 3×3 cells, with the given one at the center, is traversed by exactly one spanning cluster.

Notice that if within the 2D array (of d -dimensional regions) there is chain of neighboring *regular cells*, then the spanning clusters of these cells belong to a common connected cluster.

The last observation implies that there is percolation in the slab unless any finite region is encircled by a $*$ -connected loop of cells which are not *regular* in our terminology. We estimate the probability of such events by a Peierls-type argument.

While irregularity is not independent for adjacent cell, it is independent for cells with a gap of 2 in one of the two direction. Thus, it is convenient to estimate the probability of the existence of an encircling loop by focusing on sub-chains of minimal steps with such gap. There are 20 possibilities for each step in the chain. The Peierls estimate, suitably-modified, implies that a sufficient condition for percolation of the regular cells is

$$Prob(\text{cell is irregular}) \cdot 20 < 1 \quad (2.7)$$

We bound the probability of a cell to be irregular by adding the probabilities of the two possible failures. The result is that there is percolation unless eq. (2.5) holds, with $b = 0.05$. (That may not strike one as a very large number, but still it is positive uniformly in L).

Since the probabilities $R_{L,t}$ and $D_{L,t}$ are continuous in p (pertaining to regions of fixed finite size), if eq. (2.5) fails at p then it does so also for $p - \epsilon$ for $\epsilon > 0$ small enough, and thus the conclusion is that either $p > p_c$, or eq. (2.5) holds.

3. ISC in Two Dimensions

3.a A Two-dimensional Construction

The situation in two dimensions is most amenable to qualitative analysis. The proof that there can be any number (n) of spanning clusters, with probability which does not vanish as $L \rightarrow \infty$, is elementary: partition the rectangular region into $(2n - 1)$ parallel strips, and note that the event occurs under the scenario depicted in Figure 2.a. Based on the product of probabilities of the $(2n - 1)$ independent events, one gets:

$$\begin{aligned}
 K_L(n) &\equiv \text{Prob}_{p_c} \left(\begin{array}{l} \text{the square } [0, L]^2 \text{ is traversed (left} \leftrightarrow \text{right)} \\ \text{by at least } n \text{ distinct [spanning] clusters} \end{array} \right) \geq \\
 &\geq \text{Prob}_{p_c} \left(\begin{array}{l} \text{the strip } [0, L] \times [0, L/(2n - 1)] \text{ is traversed in the} \\ \text{long direction by a spanning cluster [dual cluster]} \end{array} \right)^{2n-1} \\
 &\geq [h_2(2n - 1)]^{2n-1} > 0
 \end{aligned} \tag{3.1}$$

where the concluding step is by the aforementioned theorem of Russo [13] and Seymour and Welsh [14] that $h_2(t) > 0$ for all t .

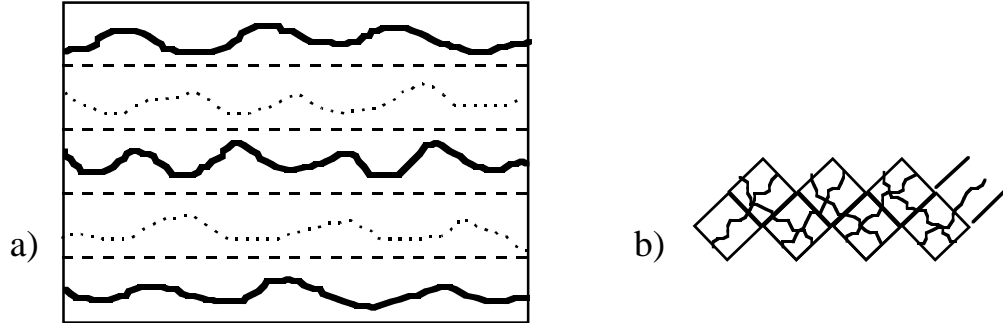


Figure 2: The elementary mechanism for multiple spanning clusters in 2D critical models: a) strips traversed by connecting paths alternate with strips traversed by separating dual paths (which avoid the realized connections), b) long connected paths are formed through the intersection of elementary crossing events.

We view the above argument as part of the rich legacy of the RSW theory. This term refers to a versatile method for construction which in combination with other

insights has been employed for a variety of far less elementary results: non-percolation at p_c [25], sharpness of the phase transition [26], support for the scaling theory [27] (all the above for 2D models), some rigorous real space renormalization arguments [28] and some extension to higher dimensions [28]. (Extension to the continuum 2D random Voronoy cell percolation model is worked out in [29].)

Our main goal in this section is to present large-deviation estimates for the probability that the number of clusters spanning $[0, L]^2$ exceeds (or equals) a large number n .

3.b Bounds for the Number of ISC in 2D

It is easy to be mislead about the large deviation asymptotics. By an application of the van den Berg – Kesten inequality

$$K_L(n) \leq [R_{L,1}]^n \leq e^{-|\ln h_2(1)| n}, \quad (3.2)$$

with $h_2(1) = 1/2$ in the self-dual case. Numerical results seem consistent with exponential decay in n (of the form $e^{-Const. \cdot n}$) [30]. Nevertheless the decay rate is different (faster).

Remark: The inequality of van den Berg and Kesten [31] states that for independent percolation (or, generally, systems of independent variables) the probability of the *disjoint occurrence* of two, or more, events (e.g., the existence of two separate connecting paths) is dominated by the product of their probabilities. The statement is not obvious since *disjoint occurrence* does not refer to a-priori specified separate regions.

The faster-than-exponential decay is caused by the mutual exclusion, which limits the clusters to reduced regions. (For the lower bound seen in eq. (3.1) the clusters are produced in disjoint strips).

Theorem 3 *In planar percolation models, at $p = p_c$ the probability that $[0, L]^2$ is traversed (“left \leftrightarrow right”) by at least n separate clusters satisfies [for $n \gg 1$]*

$$K_L(n) \begin{cases} \geq A e^{-\alpha n^2} \\ \leq e^{-\alpha' n^2} \end{cases}, \quad (3.3)$$

where the bounds involve different positive constants.

Remark: *Prob(exactly n crossings)* behaves just as *Prob(at least n crossings)* $\equiv K_L(n)$, since the former is $K_L(n) - K_L(n+1)$, and (by the vdB-K inequality) $K_L(n+1) \leq K_L(1) \cdot K_L(n)$ ($= K_L(n)/2$).

Proof: The lower bound in eq. (3.3) is obtained through the construction discussed above, supplementing eq. (3.1) with the known fact that $h_2(t) \geq [\approx]e^{-\alpha t}$ (proven by constructing a chain of 1×2 brick crossing events; as seen in Figure 2.b [13, 14, 25, 28]).

The upper bound is slightly more involved. Let us first ask how many distinct spanning clusters will be seen in a tall strip $L_h \times L_v$ ($L_v > L_h$). It is natural to expect that the number, call it N_{L_v, L_h} will typically be of the order of L_v/L_h , since, roughly, there is a finite number of distinct crossings in each of the squares comprising the tall stack. This motivates the following bound, which is proven below using Lemma 1,

$$Prob_{p_c} \left(N_{L_h, L_v} \geq u \frac{L_v}{L_h} \right) \leq e^{-f(u) L_v/L_h} \quad (3.4)$$

with $f(u) > 0$ for u large enough.

For a moment, let us assume eq. (3.4). For our analysis, we fix u at a value for which $f(u) > 0$; the optimal choice being one maximizing $f(u)/u^2$ (one may note that $f(u) = 0$ for $u < 1/2$).

To estimate the multiple-spanning probability $K_L(n)$ (for $u < n < L$), we partition the $L \times L$ square into n/u vertical strips, so that the height/base ratio satisfies $n = uL/L_h$. If the square is spanned by at least n disconnected clusters, then that is also the case for each of the vertical strips. (Though the converse need not be true.) These being independent events, the probability is bounded by:

$$\begin{aligned} K_L(n) &\leq \left[e^{-f(u) \frac{n}{u}} \right]^{n/u} \\ &\leq e^{-\frac{f(u)}{u^2} n^2}, \end{aligned} \quad (3.5)$$

which concludes the proof of eq. (3.3).

To prove the large – deviations estimate eq. (3.4) we first derive the following related statement.

Lemma 1

$$\mathbf{E}_{p_c} \left(e^{t N_{L_h, L_v}} \right) \leq e^{\phi(t) \frac{L_v}{L_h}} \quad (3.6)$$

with $\phi(t) < \infty$ at least for t small enough.

[A - posteriori, we'll find $\phi(t)$ to be finite for all t .] $\mathbf{E}(-)$ represents expectation value.

Proof: To avoid more complicated analysis, we shall take advantage of a convenient shortcut. For each length L , let \tilde{N}_L be the (random) number of distinct connected

clusters connecting the left face of a square with the vertical line which includes the right face, allowing the paths to meander into the entire vertical strip containing the square. We claim that there is a function $\phi(t)$, finite for t small enough, such that:

$$\begin{aligned} \mathbf{E}_{p_c}(e^{t \tilde{N}_L}) &= 1 + t \int_0^\infty e^{tx} \text{Prob}_{p_c}(\tilde{N}_L \geq x) dx \\ &\leq e^{\phi(t)} . \end{aligned} \quad (3.7)$$

The claim is based on two observations: i. $\text{Prob}(\tilde{N}_L \geq k) \leq \text{Prob}(\tilde{N}_L \geq 1)^k$ (using the vdB–K inequality), and ii. $\text{Prob}(\tilde{N}_L \geq 1)$ is uniformly < 1 (a simple construction using the RSW theory).

A moment of reflection shows that the random variable N_{L_h, L_v} is dominated, in the stochastic sense, by the sum of L_v/L_h independent copies of \tilde{N}_{L_h} [that is the short-cut.] To see this, let us partition the strip’s left vertical edge (of height L_v) into intervals of length L_h , and for each integer $1 \leq k \leq L_v/L_h$ let N_k be the number of spanning clusters whose lowest intersection with the strip’s left edge falls within the k -th interval (counting from below).

The conditional distribution of N_k , conditioned on $\{N_n : n < k\}$, can be studied by further conditioning on the exact location of the previously counted clusters. The net effect of the conditioning is an excluded volume. Regardless of it, the conditional distribution of N_k is dominated by that of \tilde{N}_{L_h} , since the latter is recovered through the addition of two connected regions (one above the free region and one below) in which further clusters may be found. We rely here on the fact that in 2D, the extra connections cannot diminish the number of spanning clusters by joining different ones, since they can reach only the “lowest” (or the “highest”) cluster. The most relevant implication of the stochastic–domination relation is:

$$\begin{aligned} \mathbf{E}_{p_c}(e^{t N_{L_h, L_v}}) &\leq \mathbf{E}_{p_c}(e^{t \tilde{N}_{L_h}})^{L_v/L_h} \\ &\leq e^{\phi(t) \frac{L_v}{L_h}} , \end{aligned} \quad (3.8)$$

as claimed in Lemma 1. (I thank H. Kesten for correcting the first draft’s definition of \tilde{N}_{L_h} .)

The remaining path from eq. (3.8) to eq. (3.4) involves the Chebyshev estimate:

$$\text{Prob}_{p_c}\left(N_{L_h, L_v} \geq u \frac{L_v}{L_h}\right) \leq \mathbf{E}_{p_c}(e^{t N_{L_h, L_v}}) e^{-t u L_v/L_h} \leq e^{-[tu - \phi(t)]L_v/L_h} , \quad (3.9)$$

which shows that eq. (3.4) holds with $f(u)$ the Legendre transform:

$$f(u) = \sup_t [tu - \phi(t)] . \quad (3.10)$$

Since there are values of t for which $\phi(t) < \infty$, $f(u) > 0$ for u large enough.

One may note that the results will not change in a qualitative way if instead of counting distinct clusters one counts disjoint paths.

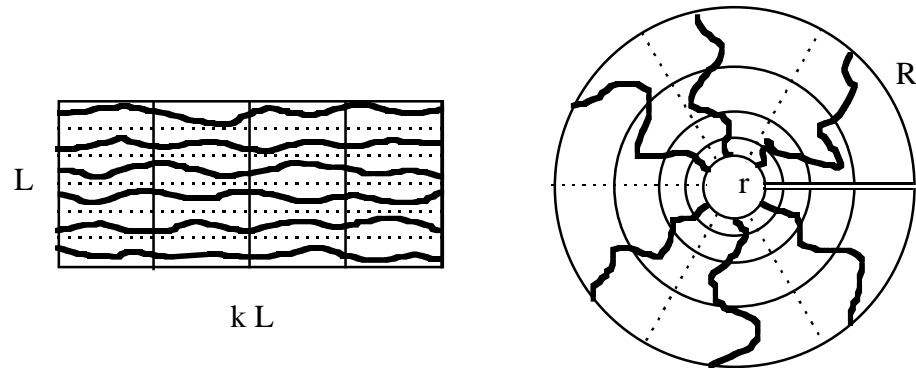


Figure 3: Two multiple-crossing events which are related by the map $z \rightarrow re^{2\pi z/L}$ (with $R/r = e^{2\pi k}$ and $L, r \gg \text{lattice spacing}$). Qualitatively, our bounds are invariant under such conformal maps.

Before we turn to the discussion of the spanning clusters in high dimensions, let us note that the arguments used to derive Theorem 3, provide also information on two other questions (depicted in Figure 3). The first relates to the *rate of exponential decay* for the probability that a *long* strip $([0, kL] \times [0, L])$ is traversed by n ($< L$) distinct spanning clusters. We find that the rate of decay in the aspect ratio k (the “mass” in field-theoretic jargon) is of the order of n^2 :

$$Prob_{p_c} \left(\begin{array}{l} \text{the strip } [0, kL] \times [0, L] \text{ is traversed (in} \\ \text{its long direction) by } n \text{ distinct clusters} \end{array} \right) \left\{ \begin{array}{l} \geq A e^{-\alpha n^2 \cdot k} \\ \leq e^{-\alpha' n^2 \cdot k} \end{array} \right., \quad (3.11)$$

where the focus is on $k \gg 1$. The proof is just the argument of Theorem 3, carried for rectangles rather than squares.

The second statement concerns the *power law* for the decay of the probability that an annulus is spanned by n distinct clusters. This time, it is the characteristic exponent which depends on n :

$$Prob_{p_c} \left(\begin{array}{l} \text{the annulus } \{ x \in R^2 : r < |X| < R \} \\ \text{is traversed by } n \text{ distinct clusters} \end{array} \right) \left\{ \begin{array}{l} \geq A (r/R)^{-\alpha n^2/(2\pi)} \\ \leq (r/R)^{-\alpha' n^2/(2\pi)} \end{array} \right. \quad (3.12)$$

where it is understood that $1 \leq n \leq r/\text{lattice spacing}$. As explained in Figure 3, the events seen in eq. (3.11) and eq. (3.12) are related by a conformal map. This map indicates also how to transcribe our proof of Theorem 3 into a proof of eq. (3.12) for an annulus with a cut. It is also easy to adapt the argument to the full annulus and, correspondingly, to the rectangle with periodic boundary conditions.

The constants α with which the above equations are proven are not identical, though it is natural to conjecture that the asymptotic values (in the sense seen below) are the same, and agree with the limit:

$$\lim_{n \rightarrow \infty} \lim_{L \rightarrow \infty} \frac{1}{n^2} \log K_L(n) (= \alpha_{(asymp.)} ?) . \quad (3.13)$$

It seems plausible that the exact value could be determined by methods based on the Coulomb gas representation [33] and / or conformal field theory [32]. Further discussion of the purported conformal invariance of the scaling limit can be found in references [34, 35, 36].

4. Above the Upper Critical Dimension

4.a The Relevant Condition

We shall now prove that in contrast with the situation in 2D, above the upper critical dimension spanning clusters are sure to occur, and they proliferate in the way described in the introduction. A convenient sufficiency condition is that:

$$d > 6 \quad (4.1)$$

and the connectivity function defined by eq. (1.4) (at $p = p_c$) satisfies:

$$\tau(x, y) \lesssim Const. / |x - y|^{(d-2+\eta)} \quad (4.2)$$

with

$$\eta = 0 . \quad (4.3)$$

In this article, the relation (\lesssim) seen in eq. (4.2) means that

$$\tau(x, y) \quad \begin{cases} \leq & C / |x - y|^{(d-2+\eta)} \\ \geq & C' / |x - y|^{(d-2+\eta)} \end{cases} \quad (4.4)$$

with a pair of possibly distinct constants, $0 < C' \leq C < \infty$.

It is generally expected that $d > 6 \implies \eta = 0$. As mentioned in the introduction, there are mathematical results offering partial support to this claim, however some gaps remain [7]. The statement which is established in ref. [7] for high dimensional models is slightly weaker than eq. (4.2) and eq. (4.3), but sufficient for the “triangle condition” of ref. [11] (“ ∇ -diagram”(p_c) $< \infty$). A strategy which was successful in the derivation of some other results about the critical behavior in high dimensions was to base the analysis on such a weaker assumption (proving “ ∇ -condition” $\implies \gamma = 1$ [11], $\beta = 1$ and $\delta = 2$ [37]). We do not pursue that track here.

4.b The Boundary Conditions

The number and the sizes of the connected clusters in a finite volume are affected by the boundary conditions (b.c.). (I thank C. Borgs and J. Chayes for calling my attention to this point.) The possibilities include:

- *Free* b.c. — sites can be connected only by paths within the specified volume, Λ .
- *Bulk* b.c. — the given region Λ is viewed as part of a much larger domain, taken to be all of R^d . Sites in Λ can be connected by paths which stray outside of that region.
- *Periodic* b.c. — in the well familiar sense.

(Omitted here are the *Wired* b.c., for which $N_{Wired} \equiv 1$.)

The obvious relations for the numbers of [left-right spanning] clusters, are:

$$N_{Free} \geq N_{Bulk} , N_{Per} \quad (4.5)$$

with opposite inequalities for the maximal cluster size.

The terminology we adapt here is based on the *Bulk* b.c.. This choice facilitates the presentation of the main ideas, given that our starting point is an explicit assumption concerning the two point function in the bulk. With additional information on the two point function, the method should be applicable also to the other b.c..

Question: In a sense made more precise below, we shall show that the maximal cluster size (Bulk b.c.) scales as $|C|_{max} \approx L^4$. Concerning the other boundary conditions: we

expect that the Free b.c. scaling is similar, in line with the prevailing theory [9, 10], but we venture the guess that the Periodic case is significantly different, possibly scaling as $|C|_{max} \approx L^{3d/2}$. The latter is the scaling law for the complete graph [38] (see also [12]). Our guess is motivated by an analogy with a phenomenon which has been noticed for the ϕ_d^4 field theory above its upper critical dimension [39]. Is the guess correct? It will be of interest to see numerical work on this question.

4.c The Number (L^{d-6}) and Size (L^4) of the Spanning Clusters

The geometric setup we use is that of the d-dimensional cube, denoting $\Lambda \equiv \Lambda_L = [-L, L]^d$, and $\partial\Lambda_{-(+)} = \{x \in \Lambda_L \mid x_1 = -L(+L)\}$ (the “left” and “right” boundaries). The symbol \mathcal{C} would range over the connected clusters in Λ (connected in the “bulk b.c.” sense).

Spanning clusters are defined now as those intersecting both $\partial\Lambda_-$ and $\partial\Lambda_+$. It can, however, be easily seen that none of the results will change (except for constants) if that notion is modified by declaring as spanning only those clusters which reach *each* of the $2d$ boundary faces.

The number of spanning clusters (which is a random variable) is denoted by N_L . We shall also be interested in the number $N_{L,W}$ of clusters spanning Λ_L which are visible in a much smaller window $B_W = [-W, W]^d$, with 1 (=lattice spacing) $\ll W \ll L$:

$$N_{L,W} = \text{card} \{ \mathcal{C} \subset \Lambda_L \mid \mathcal{C} \cap \partial\Lambda_- \neq \emptyset, \mathcal{C} \cap \partial\Lambda_+ \neq \emptyset \text{ and } \mathcal{C} \cap B_W \neq \emptyset \} . \quad (4.6)$$

(the location of the window within Λ will not play an important role.)

The main results in this section are the two Theorems found below.

Theorem 4 *In any dimension $d > 6$, if eq. (4.2) holds with $\eta = 0$, then, as $L \rightarrow \infty$:*

- 1) *The spanning probability (at $p = p_c$) tends to 1.*
- 2) *The probability of observing a spanning cluster within the window $B_W = [-W, W]^d$ also tends to 1, provided*

$$\frac{W}{L^{2/(d-4)}} \xrightarrow{L \rightarrow \infty} \infty . \quad (4.7)$$

- 3) *The numbers of spanning clusters (in Λ and those observed in B_W) satisfy:*

$$\text{Prob}_{p_c} \left(N_L \geq o(1)L^{d-6} \right) \xrightarrow{L \rightarrow \infty} 1 . \quad (4.8)$$

$$Prob_{p_c} \left(N_{L,W} \geq o(1) \frac{W^{d-4}}{L^2} \right) \xrightarrow{L, W(\leq L) \rightarrow \infty} 1. \quad (4.9)$$

in the sense that the statements are true for any function of L (and W), denoted here $o(1)$, which tends to 0 as $L, W \rightarrow \infty$.

The proliferation of the spanning clusters bears some relation to their low (“fractal”) dimension. It is often stated that their dimension reaches $D = 4$ and remains at that level, as the lattice dimension is increased over the upper critical value $d = 6$ ([9, 10, 1]). The following statement offers some rigorous support to this claim.

Theorem 5 *In $d > 6$ dimensions, assuming the power-low behavior (eq. (4.2)) with $\eta = 0$,*

$$Prob_{p_c} \left(\max_{\mathcal{C} \subset \Lambda_L}^{[(sp)]} |\mathcal{C}| \begin{array}{l} \leq c \log L \cdot L^4 \\ \geq o(1) L^4 \end{array} \right) \xrightarrow{L \rightarrow \infty} 1 \quad (4.10)$$

and

$$Prob_{p_c} \left(\max_{\mathcal{C} \subset \Lambda_L}^{[(sp)]} |\mathcal{C} \cap \partial \Lambda_L| \begin{array}{l} \leq c \log L \cdot L^3 \\ \geq o(1) L^3 \end{array} \right) \xrightarrow{L \rightarrow \infty} 1 \quad (4.11)$$

where $[(sp)]$ represents an optional restrictions to spanning clusters, and $o(1)$ is to be interpreted as in Theorem 4.

In the derivation of these results we make use of the diagrammatic bounds of ref. [11]. The most elementary of these is the tree-diagram bound on the k -point connectivity function, which directly yields:

Lemma 2 *In any dimension, assuming the power-low behavior eq. (4.2), for any $k \geq 2$*

$$\mathbf{E}_{p_c} (|\mathcal{C}|_{max}^k) \leq \mathbf{E}_{p_c} \left(\sum_{\mathcal{C} \subset \Lambda_L} |\mathcal{C}|^k \right) \leq k! C_d^k \cdot L^{d-6+3\eta} \cdot L^{(4-2\eta)k} \quad (4.12)$$

$$\mathbf{E}_{p_c} \left(\max_{\mathcal{C} \subset \Lambda_L} |\mathcal{C} \cap \partial \Lambda_-|^k \right) \leq \mathbf{E}_{p_c} \left(\sum_{\mathcal{C} \subset \Lambda_L} |\mathcal{C} \cap \partial \Lambda_-|^k \right) \leq k! C_d^k \cdot L^{d-6+3\eta} \cdot L^{(3-2\eta)k} \quad (4.13)$$

and

$$\mathbf{E}_{p_c} \left(\sum_{\mathcal{C} \subset \Lambda_L} |\mathcal{C} \cap B_W| |\mathcal{C} \cap \partial \Lambda_-| |\mathcal{C} \cap \partial \Lambda_+| \right) \leq \text{Const. } W^d L^{4-3\eta} . \quad (4.14)$$

Somewhat less immediate are the *lower bounds* seen in the following auxiliary statement.

Lemma 3 *In any dimension $d > 6$, if eq. (4.2) holds with $\eta = 0$, then for $k = 1, 2$*

$$Prob_{p_c} \left(\begin{array}{l} \sum_{\mathcal{C} \subset \Lambda_L} |\mathcal{C} \cap \partial \Lambda_-| |\mathcal{C} \cap \partial \Lambda_+| \leq 1/o(1) \\ \geq o(1) \end{array} \times L^{d-6} L^3 L^{3 \cdot k} \right) \xrightarrow{L \rightarrow \infty} 1 \quad (4.15)$$

and

$$Prob_{p_c} \left(\begin{array}{l} \sum_{\mathcal{C} \subset \Lambda_L} |\mathcal{C} \cap B_W| |\mathcal{C} \cap \partial \Lambda_-|^k |\mathcal{C} \cap \partial \Lambda_+| \leq 1/o(1) \\ \geq o(1) \end{array} \times W^d L^4 \right) \xrightarrow{L \rightarrow \infty} 1 \quad (4.16)$$

[where we read $W^d L^4$ as $\frac{W^{d-4}}{L^2} W^4 L^3 L^3$].

Before deriving the two Lemmas (in the next subsection), let us go over the deductions of the Theorems (4 and 5), from Lemma 2 and Lemma 3 .

Proof Theorem 5 (*assuming Lemma 2 and 3*):

We deduce that $|\mathcal{C}|_{max} \equiv \max_{\mathcal{C} \subset \Lambda_L} |\mathcal{C} \cap \Lambda_L|$ is typically not much larger than L^4 , from the rate of growth of the moments described in eq. (4.12) and eq. (4.13), combined with the Chebyshev inequality (see eq. (4.30) below):

$$Prob_{p_c} \left(|\mathcal{C}_{max}| \geq \alpha(L) \cdot L^\lambda \right) \leq \frac{\mathbf{E} \left(|\mathcal{C}_{max}|^k \right)}{\alpha(L)^k \cdot L^{k\lambda}} . \quad (4.17)$$

A comparison with eq. (4.12) shows that a natural choice is $\lambda = (4 - 2\eta)$ and $\alpha(L) = a \log L$. Optimizing over k (chosen so that $k \approx \alpha(L)/C_d$), one learns that

$$Prob_{p_c} \left(|\mathcal{C}_{max}| \leq a \log L \cdot L^{(4-2\eta)} \right) \xrightarrow{L \rightarrow \infty} 1 , \quad (4.18)$$

provided $a > C_d(d - 6 + 3\eta)$. This proves the upper bound on $|\mathcal{C}|_{max}$ claimed in 4.10, in a somewhat more general form. A similar use of the Chebyshev inequality leads from eq. (4.13) to the conclusion that typically $\max_{\mathcal{C} \subset \Lambda_L} |\mathcal{C} \cap \partial \Lambda_L| \leq a' \log L L^{3-2\eta}$, as claimed in eq. (4.11).

To deduce that $|\mathcal{C}|_{max}$ is typically not much smaller than the above upper bound (L^4), we use :

$$|\mathcal{C}|_{max} \geq |\mathcal{C}^{(sp)}|_{max} \geq \frac{\sum |\mathcal{C} \cap \Lambda| |\mathcal{C} \cap \partial \Lambda_-| |\mathcal{C} \cap \partial \Lambda_+|}{\sum |\mathcal{C} \cap \partial \Lambda_-| |\mathcal{C} \cap \partial \Lambda_+|} \quad (4.19)$$

(where the sums are over the connected clusters of $\Lambda = \Lambda_L$) combined with the information about the typical values, provided by eq. (4.15) with $k = 1$, and eq. (4.16) at $W = L$. Likewise, the lower bound claimed in eq. (4.11) on $\max_{\mathcal{C} \subset \Lambda_L}^{[(sp)]} |\mathcal{C}| \cap \partial \Lambda_L$ follows by comparing the lower bound in eq. (4.15) for $k = 2$ with the upper bound in the same equation for $k = 1$.

Proof Theorem 4 (assuming Lemma 2 and 3): To show that typically there are at least $o(1)L^{d-6}$ spanning clusters we use:

$$N_L \geq \frac{\sum |\mathcal{C} \cap \partial \Lambda_-| |\mathcal{C} \cap \partial \Lambda_+|}{\max |\mathcal{C} \cap \partial \Lambda_-| |\mathcal{C} \cap \partial \Lambda_+|} . \quad (4.20)$$

Typically, the numerator is $\geq o(1) L^d$ (by Lemma 3) while the denominator is $\leq 1/o(1) L^{2 \cdot 3}$ (by Theorem 5). Hence $N_L \geq o(1) L^{d-6}$, as claimed in eq. (4.8).

At the risk of sounding too repetitive, for the number of the spanning clusters seen in the window B_W we use:

$$N_{L,W} \geq \frac{\sum |\mathcal{C} \cap B_W| |\mathcal{C} \cap \partial \Lambda_-| |\mathcal{C} \cap \partial \Lambda_+|}{\max |\mathcal{C} \cap B_W| \max |\mathcal{C} \cap \partial \Lambda_-| |\mathcal{C} \cap \partial \Lambda_+|} , \quad (4.21)$$

which leads to the conclusion that typically:

$$N_{L,W} \geq o(1) \frac{W^d L^4}{W^4 L^3 L^3} = o(1) \frac{W^{d-4}}{L^2} . \quad (4.22)$$

Under any conditions which guarantee $N_{L,W} > 1$, we are assured that a spanning cluster intersects the box B_L . This concludes the proof of Theorem 4.

A particular conclusion which seems worth emphasizing is:

$$Prob_{p_c} \left\{ \begin{array}{l} \text{the window } [-W, W]^d \text{ is connected to the boundary} \\ \text{of the (much larger) box } [-W^\alpha, W^\alpha]^d \end{array} \right\} \xrightarrow[L \rightarrow \infty]{} 1 \quad (4.23)$$

provided $\alpha < (d - 4)/2$ (assuming all along that $d > 6$, and $\eta = 0$).

4.d Derivation of the Moment Bounds

We start from the elementary but important identity

$$\begin{aligned}
\mathbf{E} \left(\sum |\mathcal{C}|^k \right) &= \mathbf{E} \left(\sum_{\mathcal{C}} \sum_{x_1, \dots, x_k} \mathbf{I}[x_1 \in \mathcal{C}] \dots \mathbf{I}[x_k \in \mathcal{C}] \right) \\
&= \mathbf{E} \left(\sum_{x_1, \dots, x_k} \mathbf{I}[x_1, \dots, x_k \text{ belong to a common [spanning] cluster}] \right) \\
&= \sum_{x_1, \dots, x_k} \tau(x_1, \dots, x_k) \tag{4.24}
\end{aligned}$$

where $\mathbf{I}[-]$ is an indicator function and $\tau_k(x_1, \dots, x_k)$ is the probability that the k points are all connected.

$$\begin{aligned}
&\mathbf{P} \left\{ \begin{array}{cc} \text{A} & \text{B} \\ & \& \\ \text{C} & \text{D} \end{array} \right\} - \tau(\text{A}, \text{B}) \tau(\text{C}, \text{D}) \leq \\
&\leq \sum_{u, v} \mathbf{P} \left\{ \begin{array}{cc} & \\ & \text{u} \quad \text{v} \\ & \end{array} \right\} + \mathbf{P} \left\{ \begin{array}{cc} & \\ & \text{u} \quad \text{v} \\ & \end{array} \right\}
\end{aligned}$$

Figure 4: The inequality used for estimating the variance of $\sum |\mathcal{C}|^2$. The truncation adds in the diagram two vertices and three lines. The result is an extra factor of $Const. L^{2d}/L^{3(d-2+\eta)} = Const. /L^{d-6+3\eta}$, which above the upper critical dimension tends to 0 for large separations.

Next, the argument will employ diagrammatic bounds on the connectivity functions, following the approach presented in ref. [11]. The technique has been further simplified through the development of the van den Berg – Kesten inequality [31] mentioned in Section 3. There are two principles whose repeated application leads to Lemma 2 and Lemma 3. (We shall attempt to avoid obvious repetition of similar arguments.) They are:

- 1) the *tree-diagram bound* [11], and
- 2) the truncation lemma (Lemma 4), proven below.

The tree-diagram bound [11] states that $\tau_k(x_1, \dots, x_k)$ is dominated by the sum of products of the two point function $\tau(u, v)$, arranged in the form of tree diagrams with the external vertices x_1, \dots, x_k . Its intuitive explanation is that in order for the given k sites to be connected there has to be a connecting tree. The vdB-K inequality [31] (or the alternative argument which was originally used in ref.[11]) permits to bound the probability by the sum over the corresponding tree diagrams. (The bound is not totally obvious since it involves sum over tree diagrams, and not tree graphs, i.e., all trees embedded in the lattice. The latter sum is much too large.)

For $k = 3$ the inequality is:

$$\tau_3(x_1, x_2, x_3) \leq \sum_u \tau(x_1, u) \tau(x_2, u) \tau(x_3, u) . \quad (4.25)$$

For general $k \geq 3$ there are $(2k - 5)!! \leq 2^k k!$ tree diagrams for each set of the external vertices, and each diagram has $(2k - 2)$ vertices (external + internal) and $(2k - 3)$ lines. For example, for the quantity seen in eq. (4.24) the sum yields:

$$\mathbf{E}_{pc} \left(\sum |\mathcal{C}|^k \right) \leq k! C_d^k \cdot L^{d(2k-2)} / L^{(4-2\eta)k} = k! C_d^k \cdot L^{d-6+3\eta} \cdot L^{(4-2\eta)k} . \quad (4.26)$$

A different argument is needed for the *lower bounds* seen in Lemma 3. These rely on a more delicate estimate of the difference between two comparable terms, which under the right conditions cancel up to a small remainder. Following is that auxiliary result.

Lemma 4 *For independent percolation on any graph,*

$$\begin{aligned} 0 &\leq \text{Prob} \left(\begin{array}{l} \{x_1, \dots, x_n\} \text{ are all connected, and} \\ \{y_1, \dots, y_n\} \text{ are all connected} \end{array} \right) - \tau_n(x_1, \dots, x_n) \times \tau_n(y_1, \dots, y_n) \leq \\ &\leq \text{Prob} (x_1, \dots, x_n, \text{ and } y_1, \dots, y_n \text{ belong to a common cluster}) , \end{aligned} \quad (4.27)$$

and, for $n = 2$:

$$\begin{aligned} 0 &\leq \text{Prob} \left(\begin{array}{l} \{x_1, x_2\} \text{ and } \{y_1, y_2\} \\ \text{are pairwise connected} \end{array} \right) - \tau(x_1, x_2) \times \tau(y_1, y_2) \leq \\ &\leq \sum_{u,v} \tau(x_1, u) \tau(y_1, u) \tau(v, u) \tau(v, x_2) \tau(v, y_2) + [y_1 \leftrightarrow y_2 \text{ permutation}] . \end{aligned} \quad (4.28)$$

Proof: The positivity of the difference seen in eq. (4.27) is obtained by the standard monotonicity argument (the Harris – FKG inequality [40, 41]): the probability of the simultaneous connection of the two pairs is greater than the product of probabilities.

In the opposite direction, if the two collections of sites are interconnected, then they are either in disjoint clusters or in a common cluster. The probability of the first alternative is smaller than the product which is subtracted (by the vdB-K inequality [31]). Thus, we are led to eq. (4.27).

We could in fact make a stronger statement: by separating not just the case that the two sets are in disjoint clusters, but the case that they are disjointly connected, we are left with a smaller remainder. In each of the configurations contributing to it there is a tree subgraph connecting all the $2k$ vertices. The tree is bound to have a link (a pair of internal vertices $\{u, v\}$) whose removal will split it into two subgraphs of equal numbers of vertices, and there is a further constraint that this link cannot separate the x -sites from the y -sites. For $n = 2$, that leads to eq. (4.28).

Proof of Lemma 2 (following ref. [11]):

The first claim, eq. (4.12), is proven in eq. (4.26). The other statements of Lemma 2 are derived similarly; e.g., for eq. (4.14) one may start with:

$$\mathbf{E}_{p_c} \left(\sum_{\mathcal{C} \subset \Lambda} |\mathcal{C} \cap B_W| |\mathcal{C} \cap \partial\Lambda_-| |\mathcal{C} \cap \partial\Lambda_+| \right) = \sum_{x \in B_W, y \in \partial\Lambda_-, z \in \partial\Lambda_+} \tau_3(x, y, z) , \quad (4.29)$$

and follow by an application of the tree-diagram bound, eq. (4.25).

Proof of Lemma 3:

Let us consider first eq. (4.15). The upper bound seen there is a direct consequence of the value of the mean and the Chebyshev inequality:

$$Prob(X \geq t) \leq \frac{\mathbf{E}(X)}{t} . \quad (4.30)$$

A somewhat more delicate argument is needed to deduce that typically the sum is not much below the mean-value level.

As in $|\mathcal{C}|^2$ version of the identity eq. (4.24), it is easy to see that:

$$\sum_{\mathcal{C} \subset \Lambda_L} |\mathcal{C} \cap \partial\Lambda_-| |\mathcal{C} \cap \partial\Lambda_+| = \sum_{x \in \partial\Lambda_-, y \in \partial\Lambda_+} \mathbf{I}[x \text{ and } y \text{ are connected}] := K , \quad (4.31)$$

where K is defined by the sum. The mean value of K is easily determined:

$$\begin{aligned} \mathbf{E}_{p_c}(K) &= \sum_{x \in \partial\Lambda_-, y \in \partial\Lambda_+} \tau(x, y) \\ &\lesssim \text{Const. } L^{2(d-1)} / L^{d-2+\eta} = \text{Const. } L^{d-\eta} . \end{aligned} \quad (4.32)$$

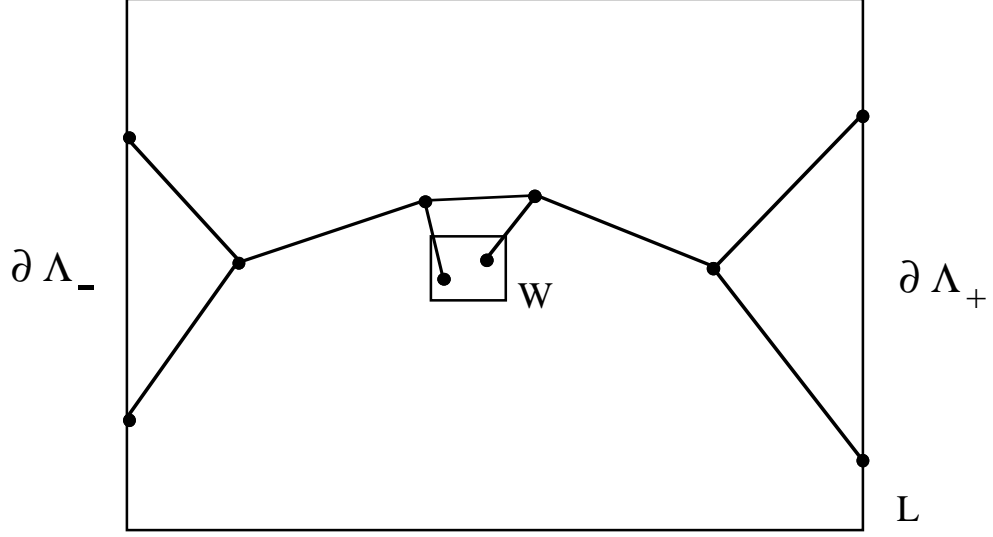


Figure 5: The dominant tree-diagram in the bound on $\text{Var}(\tilde{K})$. As in Fig. 3, the truncation adds to the graph two extra sites and three extra lines, resulting here in the multiplicative factor $\text{Const.}/W^{d-6+3\eta}$.

The corresponding expressions for the second moment, and for the variance, are:

$$\mathbf{E}(K^2) = \sum_{\substack{x_1, x_2 \in \Lambda_- \\ y_1, y_2 \in \Lambda_+}} \text{Prob}(x_1 \text{ is connected to } y_1, \text{ and } x_2 \text{ is connected to } y_2) \quad (4.33)$$

and

$$\begin{aligned} \text{Var}(K) &= \mathbf{E}(K^2) - \mathbf{E}(K)^2 = \\ &= \sum_{\substack{x_1, x_2 \in \Lambda_- \\ y_1, y_2 \in \Lambda_+}} \left[\text{Prob} \left(\begin{array}{c} \{x_1, y_1\} \text{ and } \{x_2, y_2\} \\ \text{are pairwise connected} \end{array} \right) - \tau(x_1, y_1) \times \tau(x_2, y_2) \right]. \end{aligned} \quad (4.34)$$

Using eq. (4.28) of the *truncation Lemma*, Lemma 4, we obtain the following estimate (where \mathbf{E} should be read as \mathbf{E}_{p_c}):

$$\mathbf{E} \left| \frac{K}{\mathbf{E}(K)} - 1 \right|^2 = \frac{\mathbf{E}(K^2) - |\mathbf{E}(K)|^2}{|\mathbf{E}(K)|^2}$$

$$\leq \text{Const. } L^{2d}/L^{3(d-2+\eta)} = \frac{\text{Const.}}{L^{d-6+3\eta}} . \quad (4.35)$$

In essence, the “truncation” results diagrammatically in the addition of *two sites* and *three lines*, which translates to the multiplicative factor of order $L^{2d}/L^{3(d-2+\eta)} = L^{d-6+3\eta}$. Under the right conditions, eq. (4.35) implies that only very seldom will K differ by a significant factor from the mean $\mathbf{E}(K)$.

We can proceed only under the assumption that $d - 6 + 3\eta > 0$, for otherwise the last bound still allows the typical values of $K/\mathbf{E}(K)$ to be arbitrarily small. That however is ruled out if the right side of eq. (4.35) is $o(1)$, in which case there is a constant $b > 0$ (determined through eq. (4.32)) for which

$$\text{Prob}_{p_c} \left(K \geq b L^{(d+2-\eta)} \right) \xrightarrow{L \rightarrow \infty} 1 . \quad (4.36)$$

Since $\sum^{(sp)} |\mathcal{C}|^2 \geq K$ that implies the lower bound claimed in eq. (4.15), and thus concludes its proof.

The derivation of eq. (4.15) is very similar, with K replaced by \tilde{K} defined by the following modification of eq. (4.31)

$$\sum_{\mathcal{C} \subset \Lambda_L} |\mathcal{C} \cap B_W| |\mathcal{C} \cap \partial\Lambda_-| |\mathcal{C} \cap \partial\Lambda_+| = \sum_{\substack{x \in B_W \\ y \in \partial\Lambda_- \\ z \in \partial\Lambda_+}} \mathbb{I}[x, y, \text{ and } z \text{ are connected}] := \tilde{K} . \quad (4.37)$$

In the study of the variance $\text{Var}(\tilde{K})$, the role of equation eq. (4.28) is taken by eq. (4.27) combined with the tree diagram—bound. As before the “truncation” results diagrammatically in the addition of *two sites* and *three lines* (see Figure 4), but now the main contribution comes from diagrams with two internal sites within distance of order W from the window B_W . That translates to the multiplicative factor $\text{Const. } W^{2d}/W^{3(d-2+\eta)} = \text{Const.}/W^{d-6+3\eta}$.

Remarks: 1. Purists may note that the above proof, that spanning is certain, actually requires only the weaker condition:

$$d - 6 + 3\eta > 0 , \quad (4.38)$$

under which the conclusion is that the number of spanning clusters is typically greater than $o(1)L^{d-6+3\eta}$. This can be turned around to say that in dimensions in which the spanning probability does not tend to 1: $\eta \leq \frac{6-d}{3}$. The importance of this improvement is dimmed by the fact that according to numerical estimates $\eta < 0$ for $d = 3, 4, 5$.

2. It is natural at this point to enquire about an upper bound on the number of spanning clusters. Comparing eq. (4.12) with Theorem 5, we see that for counting

clusters whose volume is comparable to the maximal the lower bound we got is sharp up to $\times L^{o(1)}$. However our estimates will not detect the presence of a large number (larger than L^{d-6} , but not too large) of sufficiently thin spanning clusters.

5. The IIC, the ISC, and the Scaling Limit

5.a *The Microscopic and the Macroscopic Perspectives*

In this section we place the above results in the context of the interplay between the different scales on which the system can be viewed.

While percolation models are often presented on an infinite lattice, many of the interesting questions relate to finite, though large, systems. There are therefore at least two scales of interest (we focus on two but it will also be interesting to bring in a third, intermediate scale, which could allow a better mathematical expression of the renormalization group approach):

- i. The *microscopic scale*, for which the unit length (a) is the lattice spacing, or the size of the dots in the random dot model. This is the scale on which the elementary connections are defined.
- ii. The *macroscopic scale*, for which the unit length could be the system's width (L). This is the scale of the clusters on which we focused. Of particular interest are the clusters which connect two different boundary faces. We generically refer to those as spanning clusters (in different geometries, see Figure 1).

The situation in which $L \gg a$ appears rather differently from the two perspectives.

On the microscopic scale the entire system appears vast, and it is mathematically advantageous to consider it infinite, and homogeneous (in the suitable sense). The relevant limit is $L \rightarrow \infty$. The local structure of the very large clusters can be studied on that scale but only if one first centers the viewing field on one of their sites. That requires some effort, since at $p = p_c$ the density of the *union of macroscopic-scale clusters* vanishes. Thus is born the Incipient Infinite Cluster, which can be defined quite precisely through a number of procedures, most of them presumably yielding the same limiting object (see below).

On the macroscopic scale, the situation $L/a \gg 1$ is expressed through the *scaling limit* $a \rightarrow 0$. This limit lends itself naturally to the discussion of the higher symmetry, including possibly conformal invariance, which seems to emerge on the large scales in the critical regime.

When we count the number of the spanning clusters, or other clusters of linear extent comparable with the system’s size (say diameter exceeding $0.8L$, where 0.8 can be replaced by any fixed $0 < s < 1$), we are obviously taking the macroscopic perspective.

One should avoid being too dogmatic, as some of the features of the large clusters appear similar when one looks either down from the macroscopic scale, or up from the microscopic scale (e.g., the structure of voids, discussed in the recent study ref. [42]). However, ignoring the above scale distinctions one runs the peril of pitfalls and paradoxes.

An illuminating example is the following delightful paradox due to D. Stauffer [43]. There is an early rigorous result [18] (even preceding the proofs of the uniqueness of the infinite cluster [19, 20]) that in an infinite translation-invariant system (meeting a certain regularity condition) the number of infinite clusters is almost surely constant: either 0, 1 or ∞ . In a finite volume, the term “infinite clusters” ought to cover the spanning clusters. Since infinity is ruled out, and we know that at $p = p_c$ spanning clusters do occur, we are led to the conclusion that typical configurations of critical models, exhibit a unique spanning cluster. That however is in direct contradiction with Theorem 2.

The answer to Stauffer’s paradox lies in a careful analysis of the relevant meaning of infinity. Positive probability of there being an infinite cluster (on the short scale) means that for some fixed K (large enough) the probability for observing a cluster of size R within the distance K from the lattice origin (or alternatively from an “averaged site” in the large box) *does not tend to zero* in the limit $R, L \rightarrow \infty$. (For independent percolation one may take $R = L$; the distinction is needed for correlated percolation models where “thermalization” may require the limit $L \rightarrow \infty$ to precede $R \rightarrow \infty$.) We leave it as an exercise to the reader to determine the finite-volume translation of the statement that there are *more than two* infinite clusters in the infinite volume limit.

At $p = p_c$ no infinite clusters are seen in the infinite translation-invariant limit, assuming that the percolation probability vanishes (as is proven for 2D and for sufficiently high dimensions). Spanning clusters and other macroscopic-size clusters occur, but the density of their *union* tends to zero, and thus they leave no trace in the usual infinite volume limit. (Their microscopic scale separation also increases, and the IIC construction yields a unique infinite cluster.) As we see, the paradoxical contradiction might be first “corrected” as not between one [infinite cluster] and a number greater than that [of spanning clusters], but between zero and a number greater than 1. The resolution is through a finer appreciation of the difference in the scales on which the

objects are observed, and defined.

That leaves us with another paradoxical observation: *the infinite lattice represents just a small part of the finite system*. This fact has been noticed before [44], when it was appreciated that for ferromagnetic spin systems with the order parameter $M = \lim_{x \rightarrow \infty} | \langle \sigma_0 \sigma_x \rangle |^{1/2}$ a distinction ought to be made between the Short – Long – Range Order parameter, defined on the infinite system, and the Long – Long – Range Order parameter for which the distance between the spins scales along with the box size. (Ipso facto, for the case considered in [44] the two order parameters can nowadays be proven equal, but the distinction is of relevance for expectation values of quantities which are somewhat less local than the spins, as the Stauffer paradox demonstrates.)

In mathematical terms, a careful inspection of the notion of measurability in product spaces also shows that the standard infinite system (e.g., the lattice) is in essence just the collection of all regions which remain at fixed microscopic-scale distances from the point represented by the lattice origin. Thus, again: the infinite system represents just a small part of the finite region studied in simulations.

Let us add that it is an interesting question of what mathematical framework can be used to contain the macroscopic information of relevance in the limit $a \rightarrow 0$. The spanning clusters and other macroscopic-scale clusters have the appearance of fractal objects. However, it turns out that the standard description of fractals does not capture the relevant information on the realized connections. Thus a new formalism is required. A proposal for the limiting description of the percolation “Web” is presented in [17] and work in progress. It is also of interest to take the double limit: $a \rightarrow 0$ and $L \rightarrow \infty$, which is needed if one wants to ask about percolation in the scaling limit, on which more is said below.

5.b Conjectured Properties of the IIC and the ISC

Of the different constructions which were proposed for what one may call the Incipient Infinite Cluster, our notion is closest to that of Kesten [21] (another proposal [45] is mentioned below). The goal is to provide the mathematical description of the large clusters, down at the microscopic scale.

One may guess that the following three algorithms for the construction of a probability measure of the percolation model in which a chosen site is constrained to be connected to infinity, will have common limits. The infinite cluster seen there would be called the IIC, and the limiting measure will provide its probabilistic description.

- a. Generate the probability distribution for a random environment by a two step procedure. First pick a typical random configuration, and then center it relative to one of the sites on the large clusters, sampling with equal weights over all the

sites connected to the boundary of $[0, L]^d$, possibly with a corrective exclusion of the sites closer to the boundary than some $g(L)$, with $g(L) \rightarrow \infty$ for $L \rightarrow \infty$ (e.g., $g(L) = 0.1L$).

- b. Take the conditional distribution conditioned on the origin being connected distance L away, and let $L \rightarrow \infty$.
- c. Raise p over p_c , condition on the origin being in the infinite cluster (which now exists), and let $p \searrow p_c$.

For 2D, Kesten [21] proved the convergence and equality of the limits *b.* and *c.* Presumably, the method should cover also *a.* (which seems to be the most efficient for simulations). While the result was not yet extended to higher dimensions, it is expected to be true for general $d > 1$. Regardless of that, under the assumption $P_\infty(p_c) = 0$ one can prove that in each of the constructions, the limiting measure will exhibit exactly one infinite cluster (for $p = p_c$). This uniqueness, however, is not the consequence of any of the uniqueness results cited above, since the measure(s) are neither regular nor translation invariant.

Another construction of IIC was suggested in ref. [45], where an infinite cluster is formed by enhancing the the bond densities at a rate which tapers off as $\|x\| \rightarrow \infty$. Presumably, the different constructions will agree in the further limit $a \rightarrow 0$ (the continuum limit).

One may be puzzled by the discrepancy between the multiplicity of the Incipient Spanning Clusters (non-unique by Theorem 2) and the uniqueness claimed for the IIC. The long answer was provided above. The short answer is that the different ISC are at increasing distances apart (on the lattice scale).

We have also a natural conjecture concerning the scaling limits of the Spanning Clusters (not just at p_c). We guess that for any $0 < p < 1$ one would find just one of the three possibilities, which would be equally valid, with probability which tends to one, for any bulk shape of the type seen in Figure 1.

- i. No clusters attain size visible in the scaling limit.
- ii. There is a unique macroscopic connected cluster filling the region densely (in the macroscopic-scale sense).
- iii. Multiple clusters with macroscopic-scale diameters will be seen in any rectangular region (regardless of its aspect ratio).

Existing results permit one to easily deduce:

$$p < p_c \implies \text{alternative i.}$$

$$\begin{aligned} p > p_c &\implies \text{alternative ii. (see Appendix C)} \\ \text{for 2D: } p = p_c &\implies \text{alternative iii. (see Section 3)} \end{aligned} \tag{5.1}$$

and in Section 2 it was established that

$$\text{any } d > 1: \quad p = p_c \implies \text{a restricted alternative iii.} \quad , \tag{5.2}$$

where the restriction is to rectangular regions with a conveniently small aspect ratio. Since the discussion refers to the scaling limit, it seems most natural to expect the restriction to be irrelevant in any dimension, though that is not proven here. Such a result will amount to a significant extension of the theory of Russo [13] and Seymour and Welsh [14], which is based on intrinsically 2D arguments.

5.c Distinction between Type I and Type II Models

We shall not discuss here the interesting question of what mathematical object will provide a suitable description of the structure emerging in the continuum limit. Let us, however, point out that a distinction ought to be made between two classes of critical models. We characterize them as follows.

- *Type I models:* The function

$$\limsup_{L \rightarrow \infty} Prob_{p_c} \left(\begin{array}{l} \text{the set } [-sL, sL]^d \text{ is connected} \\ \text{to the boundary of } [-L, L]^d \end{array} \right) = \tilde{h}(s) \tag{5.3}$$

is strictly less than one, for some $0 < s < 1$; in which case $\lim_{s \rightarrow \infty} \tilde{h}(s) = 0$.

- *Type II models:*

$$Prob_{p_c} \left(\begin{array}{l} \text{the set } [-sL, sL]^d \text{ is connected} \\ \text{to the boundary of } [-L, L]^d \end{array} \right) \xrightarrow{L \rightarrow \infty} 1 \quad , \tag{5.4}$$

for any $0 < s < 1$.

(*Question:* is all else ruled out? [Presumably — yes.])

When viewed on the macroscopic scale, models of Type I exhibit many clusters of still visible size, but none of them is infinite. The scaling limit of ISC in such models can be formulated along the lines discussed in ref. [17] (and work in progress).

In Type II models, the clusters visible on the macroscopic scale are qualitatively different than in Type I. Translated to the continuum scale, condition (5.4) can be read

as saying that for any R , $\epsilon > 0$ the probability that an ϵ neighborhood of a given site is connected distance R away tends to 1, in the continuum limit.

The high-dimensional percolation models discussed in Section 4 are of Type II. One may gain a great deal of insight about their continuum limit from eq. (4.23), and eq. (4.9). Consider the situation in which the lattice spacing is $a \rightarrow 0$, and we observe the connected clusters which intersect a cubic region of fixed continuum size, r . On the lattice scale, the size of the box is

$$W = r/a \ (\rightarrow \infty) \ . \quad (5.5)$$

Equation (4.23) implies that for any $0 < \delta (< d - 6)$ with predominant probability we shall see a cluster reaching distance $R = a W^{(d-4-\delta)/2} = a^{-(d-6-\delta)/2} r^{(d-4-\delta)/2} (\rightarrow \infty)$ away from the r -cube (r and R are expressed in continuum units). In fact, the number of such clusters diverges, according to eq. (4.9). If the bound produced there on $N_{L,W}$ is a correct indication of the actual value, then not all the cluster which span the R -box and intersect the r -box will intersect neighboring cubes of size r (the fraction which does, scales as r^{d-4}). The picture which is suggested by the (partial) results presented here is that there is a growing number of clusters reaching increasing distances, which in the continuum limit will typically be four dimensional, and have the graph structure of a tree.

In parts, this picture is consistent with the proposal of T. Hara and G. Slade (mentioned in [46]) that the continuum limit of large clusters looks like the process of Super Brownian Motion discussed in [47, 46]). However, unlike the compact SBM, we expect the scaling limit to exhibit clusters of arbitrary extent. Our results suggest that in a certain (“weak”) sense the limit, which is still to be made sense of (!), will exhibit two features to which we are not accustomed in lattice percolation models:

- Percolation at the critical point.
- Infinitely many infinite clusters.

The latter may surprise one familiar with the general uniqueness Theorem of Burton and Keane [20]. However, it should be appreciated that the BK result requires discreteness (and regularity on the corresponding scale) and thus is not applicable to the continuum limit.

A. The Relation between Proliferation of ISC and Hyperscaling

The proliferation of the Incipient Spanning Clusters is related to the breakdown of “hyperscaling”. In order to clarify this relation, we recapitulate here the heuristic basis of the scaling and hyperscaling relations. Different variants of the argument can be found in the literature [1, 9, 3]. The one given below is cast in terms of quantities which are studied rigorously in this work. However, unlike in the rest of this paper, in this section we do not present rigorous results. (Rigorous results on scaling relations exist for $d = 2$ [27] and $d > d_{u.c.}$ – as mentioned in Sect.4)

The scaling relations of some of the critical exponents can be explained by the following picture. The first–line assumption, related to the self–similarity, is that the relevant quantities scale by power laws. Next:

1. For critical models, there are about $L^\#$ clusters in Λ_L with diameters of order L , and their volumes (defined on the U-V/lattice scale) are of the order of L^D . If exceptions occur, it is assumed that they do not affect the cluster statistics by more than $\times L^{o(1)}$. The quantities we shall look at are

$$\mathbf{E} \left(\sum_{\mathcal{C} \in \Lambda_L} |\mathcal{C}|^k \mathbf{I}[\text{diam}(\mathcal{C}) \geq wL] \right) \quad (\text{A.1})$$

with $w < 1$, fixed as $L \rightarrow \infty$, and $k = 1, 2$.

2. For $p < p_c$ there is a characteristic length

$$\xi(p) \approx (p_c - p)^{-\nu_-} \quad (\text{A.2})$$

such that: *i.* Only a fraction (say $1/3$, or even up to $(1 - L^{-o(1)})$) of the mean value of the cluster size $|\mathcal{C}(0)|$ is from distances greater than ξ .

ii. Within the distance ξ , the two point function $\tau_p(0, x)$ is comparable (in the sense of bounded ratios) with its value at the critical point, $\tau_{p_c}(0, x)$.

Note that the mean cluster size and the two point function are in the direct relation:

$$\sum_x \tau_p(o, x) = \mathbf{E}_p(|\mathcal{C}(0)|) \left(\approx (p_c - p)^{-\gamma} \right) . \quad (\text{A.3})$$

3. For $p > p_c$ the density of the infinite cluster, $M(p)$, scales as

$$M(p) \approx (p - p_c)^\beta \quad (\text{A.4})$$

and there is a characteristic length $\xi(p) \approx (p - p_c)^{-\nu_+}$ such that $M(p)$ is of the order of the volume-fraction of Λ_ξ which at $p = p_c$ belongs to clusters of diameters comparable with ξ (i.e., Incipient Spanning Clusters on scale ξ).

Let us include in the list the assumption:

4.

$$\nu_+ = \nu_- , \quad (\text{A.5})$$

which is not essential for the picture presented here of hyperscaling, but seems to incorporate empirical observations, and fits well in the standard scaling ansatz.

We shall compare now different ways of evaluating two quantities. First, let us look at

$$\sum_{\substack{\mathcal{C} \text{ c.c. in } \Lambda_L \\ \text{diam} \mathcal{C} \geq wL}} |\mathcal{C}| = \sum_{x \in \Lambda} \text{I}[\text{diam} \mathcal{C}(x) \geq wL] . \quad (\text{A.6})$$

Under the assumption 3. the mean value of the expression on the right scales as $L^d L^{\beta/\nu_+}$. On the other hand, assuming 1., the expression on the left scales as $L^\# L^D$. Thus:

$$\# + D = d + \frac{\beta}{\nu_+} \quad (\text{A.7})$$

Next, consider

$$\sum_{\mathcal{C} \text{ c.c. in } \Lambda_L} |\mathcal{C}|^2 = \sum_{x, y \in \Lambda_L} \text{I}[x \text{ and } y \text{ are connected}] = \sum_{x \in \Lambda_L} |\mathcal{C}(x) \cap \Lambda| \quad (\text{A.8})$$

Each of the expressions suggests a different method for evaluating the mean value. Using: 1. for the leftmost, the definition of η (eq. (1.4)) for the next, and the assumption 2. for the rightmost, one is led to:

$$L^\# L^{2D} = L^{2d} / L^{d-2+\eta} = L^d L^{\gamma/\nu_-} . \quad (\text{A.9})$$

i.e.,

$$\# + 2D = d + 2 - \eta = d + \gamma/\nu_- . \quad (\text{A.10})$$

A convenient rearrangement of the information (equations (A.7) and (A.10), incorporating 4.) is:

$$\boxed{2 - \eta = \gamma/\nu} \quad (\text{scaling relation}) \quad (\text{A.11})$$

$$\boxed{D = \frac{\beta + \gamma}{\nu}} \quad (\text{dimension of the incipient spanning clusters}) \quad (\text{A.12})$$

$$\boxed{\# = d - \frac{2\beta + \gamma}{\nu}} \quad (\text{ISC proliferation exponent}) \quad (\text{A.13})$$

For independent percolation the proliferation exponent $\#$ vanishes in 2D, and apparently also in all dimensions $d \leq 6$. In such situations we get one more equation, which exhibits d along the standard exponents, and hence is called “hyperscaling”:

$$\boxed{\# = 0 \text{ , or } d - \frac{2\beta + \gamma}{\nu} = 0} \quad (\text{hyperscaling relation}) \quad (\text{A.14})$$

(That brings it to four equations for six quantities.)

Thus, the *breakdown of hyperscaling* is intimately related with the proliferation of the Incipient Spanning Clusters. However, its validity does not require uniqueness — just that the number of “macroscopic” clusters be typically smaller than any power of L , or have a finite limit in a probabilistic sense.

Remarks: 1. It is easy to incorporate in this picture other exponents, which were not listed above. To make the list less incomplete, let us mention:

$$\begin{aligned} \text{Prob}_{p_c}(|\mathcal{C}(0)| \geq n) &\approx n^{-(1/\delta)} & \delta &= \frac{D\nu}{\beta} \\ \frac{\text{card}\{c \subset \Lambda_L : \text{diam } c \geq wL\}}{|\Lambda_L|} &\approx (p_c - p)^{2-\alpha} & 2 - \alpha &= \nu(d - \#) \\ & & & (= 2\beta + \gamma) . \end{aligned} \quad (\text{A.15})$$

where we gave the definition (for α not quite the standard one), and a scaling relation derived along the above lines.

2. The above discussion is relevant also for the Ising and Potts spin models, since the heuristic arguments described here make equal sense in the broader context of the Fortuin – Kasteleyn [48] random-cluster models. The resulting scaling relations are the same in term of the recognizable characteristic exponents, except that $d_{u.c.}$ is different and the significance of $\#$ is lost if one is not aware of the geometric structure behind the spin correlations. (For Ising spin systems, hyperscaling has also another connotation: its breakdown implies that the scaling limit is a Gaussian random field [49, 50]).

B. Existence of Spanning Clusters in Critical Models

In this Appendix, we prove Theorem 1, of Section 2. A key role is played by the following estimate. Both may be assumed to be known to experts.

Claim: In dimension $d > 1$, for all $s \leq 1/3$:

$$Q_{L,s} \equiv \text{Prob}_{p_c} \left(\begin{array}{l} \text{the set } [-sL, sL]^d \text{ is connected} \\ \text{to the boundary of } [-L, L]^d \end{array} \right) \geq C_d s^{(d-1)/2} . \quad (\text{B.1})$$

Proof of the Claim: By monotonicity, we may assume that $1/s$ is an integer. We shall show that if eq. (B.1) (with C_d to be specified shortly) fails for some L , then the connectivity function decays exponentially (at distances $\gg L$). That is well known to be in contradiction with the condition $p = p_c$ [51, 11].

To make the deduction, partition the lattice into cubic blocks of (linear) size sL . For each self-avoiding path linking a site x with y , let us associate a sequence of sL blocks, which are at distances approximately L apart, by the following algorithm. The zero-th block is the one containing x . Next is the block which the path reaches when it hits the boundary of the cube of size $(4+s)L$ concentric with the first block, and so on: once a stopping point and a block are selected, we center on the sL block a large cube of size $(4+s)L$, and let the next stopping point be the exist site, and the next block be the corresponding element of the lattice cubic partition. Notice that for each block in this sequence, other than the end points, the event seen in eq. (B.1) occurs twice (at the end points once) and disjointly so. The van den Berg - Kesten inequality [31], which is described above, permits to deduce that the probability that x and y are connected by a self-avoiding path which corresponds to given sequence of $(k+1)$ blocks, is $\leq Q_{L,s}^{2K}$. Summing over the possibilities we get:

$$\begin{aligned} \tau(x, y) &\equiv \text{Prob}_{p_c} (x \text{ and } y \text{ are connected}) \\ &\leq \sum_{k \geq |x-y|/(2L)} \left[2d \, 5^{d-1} \frac{1}{s^{d-1}} Q_{L,s}^2 \right]^K \leq \text{Const.} \, e^{-\mu|x-y|} , \end{aligned} \quad (\text{B.2})$$

with $\mu > 0$ if $2d \, 5^{d-1} \frac{1}{s^{d-1}} Q_{L,s}^2 < 1$. Since $\mu = 0$ at the critical point ([51, 11]), we deduce that eq. (B.1) holds, with $C_d = \sqrt{2d} \, 5^{(d-1)/2}$.

Proof of Theorem 1: If the probability that that the slab $S_{L,t}$ is traversed is very small, then so will be $Q_{L/2,s}$ for $s = 1/2 - t$. To quantify that, let us consider two concentric cubes, $[-L/2, L/2]^d$ and $[-sL/2, sL/2]^d$. If none of the $2d$ similar slabs which enclose the smaller cube is spanned (in the short direction) then that inner cube is not connected to the outer's boundary. Since the $2d$ events are positively correlated ([40, 41]), the probability of their simultaneous occurrence is greater than the product. Thus:

$$\left[1 - Q_{L/2,s} \right]^{2d} \geq 1 - R_{L,t} . \quad (\text{B.3})$$

The combination of eq. (B.3) with eq. (B.1) shows that for $0 < t < 1/2$ the spanning probability is positive as claimed in eq. (2.1) with $h(t) \geq C_d (1/2 - t)^{(d-1)/2}$.

The crossing of narrow slabs, with $t \searrow 0$, can be estimated by cutting the slab into $(3/t)^{d-1}$ smaller ones with the aspect ratio close to $1/3$. *Their* spanning probability is uniformly positive if $p \geq p_c$ (as shown by the previous discussion). Using the independence of the events, one obtains eq. (2.2).

C. Uniqueness for Supercritical Models

In this appendix we supplement Theorem 2, by proving that only for $p = p_c$ would there be positive probability for observing *more than one* spanning cluster in arbitrarily large systems. We shall use the proven fact that in $d > 2$ dimensions p_c is the limit of the quadrant-percolation thresholds for slabs of finite width [52, 53]. This is an important technical statement, which makes a variety of 2D arguments applicable to supercritical models in dimensions $d > 2$ [28]. (In particular, it permits to prove that the spanning probability itself tends to 1, as $L \rightarrow \infty$.)

Theorem 6 *For any $p \neq p_c$, and $t > 0$,*

$$D_L(t, p) \equiv \text{Prob}_p \left(\begin{array}{l} \text{there is more than one spanning} \\ \text{cluster in } S_{L,t}(\equiv [0, tL] \times [-L, L]^{(d-1)}) \end{array} \right) \xrightarrow{L \rightarrow \infty} 0 \quad (\text{C.1})$$

Proof: For any $p < p_c$ the two point function decays exponentially [54, 55], and that easily implies: $D_L(t, p) \leq \text{Const. } L^{2d} e^{-\mu L} \rightarrow 0$ (for $L \rightarrow \infty$). The assertion which still requires a proof is that for $p > p_c$ (and $d > 2$) the probability of there being more than one spanning cluster tends to 0.

Let us define, for pairs of sites on the left boundary ($\{x_1 = 0\}$) of the semi-infinite cylinder $[0, \infty) \times [0, L]^{d-1}$:

$$G_k(x, y) = \text{Prob}_p \left(\begin{array}{l} x \text{ and } y \text{ are in distinct spanning clusters} \\ \text{of } [0, k] \times [0, L]^{d-1} \end{array} \right). \quad (\text{C.2})$$

The events seen in eq. (C.2) are obviously decreasing in k , and thus the ratio $G_{k+w}(x, y)/G_k(x, y)$ represents a conditional probability. For $p > p_c$, let $w(p)$ be the smallest slab width for which there is percolation in the quadrants $[0, w]^{d-2} \times [0, \infty)^2$ ($w(p) < \infty$ [52, 53]). The above conditional probability, of the $(k + W)$ -th event conditioned on the k -th event, is uniformly smaller than one, since there is a uniformly

positive probability that the two distinct clusters will be joined by a path within the added slab. (The reason is explained more explicitly in Section 4 of ref. [28], in the context of a rather similar argument.) Thus

$$G_k(x, y) \leq G_{k-w}(x, y) e^{-\alpha} \dots \leq A e^{-\alpha k/w} \quad (\text{C.3})$$

with some $\alpha > 0$. Consequently:

$$\begin{aligned} \text{Prob}_p \left(\begin{array}{l} \text{there is more than one} \\ \text{spanning cluster in } \Lambda_L \end{array} \right) &\leq \sum_{\substack{x, y \in \partial[0, 2L]^d \\ x_1, y_1 = 0}} G_{2L}(x, y) \\ &\leq A (2L)^{2d} e^{-\alpha 2L/w} \xrightarrow{L \rightarrow \infty} 0. \end{aligned} \quad (\text{C.4})$$

Remark: We see that the probability of there being more than one spanning cluster is exponentially small, in L , for p both above and below p_c , but not for $p = p_c$ (eq. (2.3)). This quantity yields a natural and meaningful characteristic length scale $\tilde{\xi}(p)$, and could perhaps offer a useful tool for a more thorough analysis of the the scaling relations.

Acknowledgments It is a pleasure to thank A. Aharony, J-P Hovi, G. Slade, H.E. Stanley, D. Stauffer, and Yu Zhang for stimulating and enjoyable discussions of Spanning Clusters. I wish to also express my gratitude for the hospitality enjoyed at the Department of Physics, Tel Aviv University, where some of the work was done.

References

- [1] A. Coniglio, “Shapes, surfaces, and interfaces in percolation clusters,” in *Proc. Les Houches Conf. on Physics of finely divided matter* (M. Daoud and N. Boccara, eds.), Springer, 1985.
- [2] H. E. Stanley, “Fractal and multifractal approaches to percolation: some exact and not-so-exact results,” in *Percolation Theory and Ergodic Theory of Infinite Particle Systems* (H. Kesten, ed.), Springer – Verlag, 1987.
- [3] D. Stauffer and A. Aharony, *Introduction to Percolation Theory*. Taylor and Francis, London, 1994.
- [4] B. Mandelbrot, “Fractals in physics: Squig clusters, diffusions, fractal measures, and unicity of fractal dimensionality,” *J. Stat. Phys.*, **34**, 895 (1984).

- [5] G. Toulouse, “Perspectives from the theory of phase transitions,” *Nuovo Cimento B*, **23**, 234 (1974).
- [6] A. Harris, T. Lubensky, W. Holcomb, and C. Dasgupta, “Renormalization – group approach to percolation problems,” *Phys. Rev. Lett.*, **35**, 327 (1975).
- [7] T. Hara and G. Slade, “Mean-field critical behavior for percolation in high dimensions,” *Commun. Math. Phys.*, **128**, 333 (1990).
- [8] G. Slade, “The lace expansion and the upper critical dimension for percolation,” in *Mathematics of Random Media Lectures in Applied Mathematics*, vol. 27, Amer. Math. Soc., 1991.
- [9] A. Aharony, Y. Gefen, and A. Kapitulnik, “Scaling at the percolation threshold above six dimensions,” *J. Phys. A*, **17**, L 197 (1984).
- [10] S. Alexander, G. Grest, H. Nakanishi, and T. Witten, Jr., “Branched polymer approach to the structure of lattice animals and percolation clusters,” *J. Phys. A*, **17**, L 185 (1984).
- [11] M. Aizenman and C. Newman, “Tree graph inequalities and critical behavior in percolation models,” *J. Stat. Phys.*, **36**, 107 (1984).
- [12] C. Borgs, J. Chayes, H. Kesten, and J. Spencer, “The birth of the infinite cluster: finite-size scaling in percolation.” In preparation.
- [13] L. Russo, “A note on percolation,” *Zeit. Wahr.*, **43**, 39 (1978).
- [14] P. Seymour and D. Welsh, “Percolation probabilities on the square lattice,” in *Advances in Graph Theory Annals of Discrete Mathematics* (B. Bollobás, ed.), vol. 3, North Holland, 1978.
- [15] C.-K. Hu and C.-Y. Lin, “Universal scaling functions for numbers of percolating clusters on planar lattices,” *Phys. Rev. Lett.*, **77**, 8 (1996).
- [16] L. de Arcangelis, “Multiplicity of infinite clusters in percolation above six dimensions,” *J. Phys. A*, **20**, 3057 (1987).
- [17] M. Aizenman, “The geometry of critical percolation and conformal invariance,” in *STATPHYS 19, Proceedings Xiamen 1995* (H. Bai-lin, ed.), World Scientific, 1995.
- [18] C. Newman and L. Schulman, “Infinite clusters in percolation models,” *J. Stat. Phys.*, **26**, 613 (1981).
- [19] M. Aizenman, H. Kesten, and C. M. Newman, “Uniqueness of the infinite cluster and continuity of connectivity functions for short- and long- range percolation,” *Commun. Math. Phys.*, **111**, 505 (1987).

- [20] R. M. Burton and M. Keane, “Density and uniqueness in percolation,” *Commun. Math. Phys.*, **121**, 501 (1989).
- [21] H. Kesten, “The incipient infinite cluster in two-dimensional percolation,” *Prob. Th. Rel. Fields*, **73**, 369 (1986).
- [22] H. E. Stanley, “Cluster shapes at percolation thresholds: An effective cluster dimension and its connection with critical – point exponents,” *J. Phys. A*, **10**, L211 (1977).
- [23] A. Coniglio, “Cluster structure near the percolation threshold,” *J. Phys. A*, **15**, 3829 (1982).
- [24] G. Grimmett, *Percolation*. Springer-Verlag, 1989.
- [25] L. Russo, “On the critical percolation probabilities,” *Zeit. Wahr.*, **56**, 229 (1981).
- [26] H. Kesten, “The critical probability of the bond percolation on the square lattice equals $1/2$,” *Commun. Math. Phys.*, **74**, 41 (1980).
- [27] H. Kesten, “Scaling relations for percolation,” *Commun. Math. Phys.*, **109**, 109 (1987).
- [28] M. Aizenman, J. Chayes, L. Chayes, J. Fröhlich, and L. Russo, “On a sharp transition from Area Law to Perimeter Law in a system of random surfaces,” *Commun. Math. Phys.*, **92**, 19 (1983).
- [29] K. Alexander, “The RSW theorem for continuum percolation and the CLT for Euclidean minimal spanning trees.” to appear in *Ann. Probab.*
- [30] P. Sen, “Non-uniqueness of spanning clusters in 2 to 5 dimensions,” *Int. J. Mod. Phys. C*, **7**, 603 (1996).
- [31] J. van den Berg and H. Kesten, “Inequalities with applications to percolation and reliability,” *J. Appl. Prob.*, **22**, 556 (1985).
- [32] J. Cardy, “Critical percolation in finite geometries,” *J. Phys. A*, **25**, L201 (1992).
- [33] B. Nienhuis, “Coulomb gas formulation of two-dimensional phase transitions,” in *Phase Transitions and Critical Phenomena* (C. Domb and J. Lebowitz, eds.), Academic Press, 1987.
- [34] J. Cardy, “Conformal invariance and statistical mechanics,” in *Fields, Strings and Critical Phenomena* (E. Brézin and J. Zinn-Justin, eds.), North-Holland, Amsterdam, 1990.

- [35] R. Langlands, P. Pouliot, and Y. Saint-Aubin, “Conformal invariance in two-dimensional percolation,” *Bull. AMS*, **30**, 1 (1994).
- [36] M. Aizenman, “Scaling limit for the incipient spanning clusters.” 1996 preprint.
- [37] D. Barsky and M. Aizenman, “Percolation critical exponents under the triangle condition,” *Ann. Prob.*, **19**, 1520 (1991).
- [38] P. Erdős and A. Rényi, “On the evolution of random graphs,” *Magy. Tud. Akad. Mat. Kut. Intéz., Közl.*, **5** (1960).
- [39] E. Brézin and J. Zinn-Justin, “Finite size effects in phase transitions,” *Nucl. Phys. B [FS]*, **14**, 867 (1985).
- [40] T. Harris, “A lower bound for the critical probability in a certain percolation process,” *Proc. Camb. Phil. Soc.*, **56**, 13 (1960).
- [41] C. Fortuin, P. Kasteleyn, and J. Ginibre *Commun. Math. Phys.*, **22**, 89 (1971).
- [42] J.-P. Hovi, A. Aharony, D. Stauffer, and B.B. Mandelbrot, “Gap independence and lacunarity in percolation clusters,” *Phys. Rev. Lett.*, **77**, 877 (1996).
- [43] D. Stauffer. Private communication.
- [44] T. Schultz, D. Mattis, and E. Lieb, “Two-dimensional Ising model as a soluble problem of many fermions,” *Rev. Mod. Phys.*, **36**, 856 (1964).
- [45] J. Chayes, L. Chayes, and R. Durrett, “Inhomogeneous percolation problems and incipient infinite cluster,” *J. Phys. A: Math. Gen.*, **20**, 1521 (1987).
- [46] E. Derbez and G. Slade, “Lattice trees and Super-Brownian Motion.” (1996 preprint).
- [47] D. Aldous, “Tree-based models for random distribution of mass,” *J. Stat. Phys.*, **73**, 625 (1993).
- [48] C. Fortuin and P. Kasteleyn, “On the random cluster model. I. introduction and relation to other models,” *Physica*, **57**, 536 (1972).
- [49] M. Aizenman, “Geometric analysis of ϕ_d^4 fields and Ising models,” *Commun. Math. Phys.*, **86**, 1 (1982).
- [50] G. Baker, “Renormalized coupling constant in the Ising model.” (1996 preprint, submitted to J. Phys. A).
- [51] J. Hammersley, “Percolation processes II. the connective constant,” *Proc. Camb. Phil. Soc.*, **53**, 642 (1957).

- [52] D. Barsky, G. Grimmett, and C. Newman, “Percolation in half-spaces; equality of critical densities and continuity of the percolation probability,” *Prob. Th. Rel. Fields*, **90**, 111 (1991).
- [53] G. Grimmett and J. Marstrand, “The supercritical phase of percolation is well behaved,” *Proc. R. Soc. Lond. Ser. A*, **430**, 439 (1990).
- [54] M. Aizenman and D. Barsky, “Sharpness of the phase transition in percolation models,” *Commun. Math. Phys.*, **108**, 489 (1987).
- [55] M. Menshikov and A. Sidorenko, “Coincidence of critical points for Poisson percolation models,” *Th. Prob. Appl.* (in Russian), **32**, 603 (547 in translation) (1987).