

# Comparison between the Torquato-Rintoul theory of the interface effect in composite media and elementary results

Liang Fu and Lorenzo Resca

*Department of Physics, the Catholic University of America, Washington, D.C. 20064*

## Abstract

We show that the interface effect on the properties of composite media recently proposed by Torquato and Rintoul (TR) [Phys. Rev. Lett. **75**, 4067 (1995)] is in fact elementary, and follows directly from taking the limit in the dipolar polarizability of a coated sphere: the TR “critical values” are simply those that make the dipolar polarizability vanish. Furthermore, the new bounds developed by TR either coincide with the Clausius-Mossotti (CM) relation or provide poor estimates. Finally, we show that the new bounds of TR do not agree particularly well with the original experimental data that they quote.

62.20.Dc, 72.90.+y

Typeset using REVTeX

In a recent Letter,<sup>1</sup> Torquato and Rintoul (TR) develop new bounds on the effective thermal conductivity of a composite system with coated spheres for two limiting cases, which consist in letting the thickness of the coating layer vanish, and the conductivity of the coating layer approach zero (resistance case) or infinity (conductance case), as to maintain finite a given parameter. They find that there are “critical values” for this parameter at which the inclusions are “effectively hidden”. They claim that “the new bounds give remarkably accurate predictions of the thermal conductivity”.

Alternatively, one can consider directly the dipolar polarizability of a sphere with an outer radius  $a$  and a coating layer of thickness  $\delta$ , which is given by

$$\gamma = \frac{(\sigma_s - \sigma_1)(\sigma_2 + 2\sigma_s) + (\sigma_2 - \sigma_s)(\sigma_1 + 2\sigma_s)(1 - \delta/a)^3}{(\sigma_2 + 2\sigma_s)(\sigma_s + 2\sigma_1) + 2(\sigma_2 - \sigma_s)(\sigma_s - \sigma_1)(1 - \delta/a)^3} a^3, \quad (1)$$

where  $\sigma_2$ ,  $\sigma_s$  and  $\sigma_1$  refer to either thermal or dielectric conductivities of the core, coating shell, and host medium, respectively. Taking the limits according to the prescriptions of Eqs. (1) and (2) of Ref. 1, one obtains

$$\gamma = \frac{\alpha - 1 - R}{\alpha + 2 + 2R} a^3, R = \lim_{\substack{\delta \rightarrow 0 \\ \sigma_s \rightarrow 0}} \delta \sigma_2 / (a \sigma_s), \quad (2)$$

in case 1, and

$$\gamma = \frac{\alpha - 1 + 2C}{\alpha + 2 + 2C} a^3, C = \lim_{\substack{\delta \rightarrow 0 \\ \sigma_s \rightarrow \infty}} \delta \sigma_s / (a \sigma_1), \quad (3)$$

in case 2, having set  $\alpha = \sigma_2 / \sigma_1$ . These limits may slightly simplify the expressions of the polarizability, but they do not provide any particular gain, nor do they have any special physical significance. The procedure is just like that of obtaining an ideal dipole as the limit of two opposite charges becoming infinite while their separation vanishes.

Now, if  $R = \alpha - 1$  in Eq. (2), or  $C = (1 - \alpha)/2$  in Eq. (3), the polarizability vanishes. Hence, the TR result that the inclusions are “effectively hidden” simply amounts to the statement that for such “critical values” of  $R$  or  $C$  the inclusions have no dipolar polarizability.

Using the polarizabilities given in our Eqs. (2) and (3), we have thoroughly compared the results of the Clausius-Mossotti (CM) relation with the bounds given in Eqs. (5)-(10)

and (12)-(17) of Ref. 1, for all values of the parameters  $\alpha$ ,  $R$ , and  $C$ . We have found that, for all volume fractions, the CM relation virtually coincides with the lower (upper) bound in the resistance (conductance) case below the critical point, and crosses over to coincide with the other bound above the critical point. Exceptions occur exclusively above the critical point and for very large contrasts between core and coating conductivities, in which case it is the TR bounds that become ineffective. On the other hand, there is a surprisingly large range of conductivities of the constituents where both the upper and the lower bound virtually coincide with the CM relation, which would imply that the latter becomes essentially exact.

We show in Figs. 1-2 (Figs. 3-4) typical examples of resistance and conductance cases, below (above) the corresponding critical points. All the cases in all the figures of Ref. 1 follow precisely this pattern. The only exceptions to such pattern occur above the critical point for  $R > \alpha \gg 1$  (resistance case) and for  $\alpha \ll 1$  and  $C > (1 - \alpha)/2$  (conductance case). We show in Fig. 5 and 6 such exceptional cases. However, it is clear that the cause of such exceptions is that the corresponding bounds of TR become increasingly ineffective. Physically,  $\sigma_e$  is expected to decrease as  $R$  increases (see Fig. 3), whereas the upper bound in Fig. 5 does just the opposite. The same situation occurs in Fig. 6, with regard to the lower bound.

All Figs. 1-6 refer to a volume fraction of 0.6, which is just about the highest that can be achieved, compatibly with a uniform distribution of spheres. Hence, we have tested the CM relation with the TR bounds precisely where CM is known to be most inaccurate. The result is that, except for large-contrast situations where the TR bounds are ineffective, the CM relation essentially provides a “rigorous” bound. This is a surprising result, since we know that CM represents just the mean-field approximation,<sup>2,3</sup> and large deviations from CM due to fluctuations have been shown to occur both theoretically and by computer simulations.<sup>4</sup> The TR bounds would then indicate that in each case the corrections to the CM relation due to fluctuations occur only in one direction.

We have also found that, for all the three types of interfaces, namely, resistance ( $R > 0$ ), conductance ( $C > 0$ ), and perfect interface ( $R = C = 0$ ), there exists a surprisingly wide

range of conductivities of the constituents within which both the upper and the lower bound virtually coincide with the CM relation. We illustrate in Fig. 7 the case of a perfect interface, i.e., uniform spheres with no coating, for  $\alpha$  values between 0.25 and 3.5. For such a wide range, where the effective conductivity more than quadruples, the maximum error of the CM relation, according to the TR bounds, is only about one percent. This applies again to all volume fractions, hence implies that in such a wide range fluctuations beyond mean-field theory can hardly occur. We are not aware of any independent confirmation or explanation of such a remarkable effect.

Finally, we have carefully examined the only figure in Ref. 1 where TR compare their lower bounds with experimental data, such bounds being virtually indistinguishable from the CM relation. Unfortunately, we have found that the curves of Fig. 1 of Ref. 1 in fact do *not* agree particularly well with the original experimental data quoted in Ref. 1. We show in our Fig. 8 as diamonds and crosses the original data,<sup>5</sup> and as squares and triangles the data as portrayed in Fig. 1 of Ref. 1. Now, the original data points  $\sigma_e$  for each temperature must be scaled by the same constant  $\sigma_1$ , the thermal conductivity of the epoxy. We have determined  $\sigma_1$  by the obvious criterion that the ratio  $\sigma_e/\sigma_1$  must approach unity at volume fraction  $\Phi = 0$ . Anyway, whatever the scaling, it cannot account for the substantial discrepancies between the original data in Ref. 5 and those portrayed in Fig. 1 of Ref. 1. In fact, even the volume fractions of the original data differ from those portrayed in Fig. 1 of Ref. 1. Therefore, we conclude that this experimental evidence does not support the claim that “the new bounds give remarkably accurate predictions of the thermal conductivity”.<sup>1</sup> Since those bounds virtually coincide with the CM relation, we can also conclude that a large body of experimental evidence in general does not support such claim either.<sup>6</sup>

Our work is supported in part by the U.S. Army Research Office under contract No. DAAH04-93-G-0236.

## REFERENCES

- <sup>1</sup> S. Torquato and M. D. Rintoul, Phys. Rev. Lett. **75**, 4067 (1995).
- <sup>2</sup> L. Fu, P. B. Macedo, and L. Resca, Phys. Rev. B **47**, 13818 (1993).
- <sup>3</sup> L. Fu and L. Resca, Phys. Rev. B **49**, 6625 (1994).
- <sup>4</sup> See, for instance, B. Cichocki and B. U. Felderhof, J. Stat. Phys. **53**, 499 (1988); K. Hinsén and B. U. Felderhof, Phys. Rev. B **46**, 12955 (1992).
- <sup>5</sup> F. F. T. de Araujo and H. M. Rosenberg, J. Phys. D **9**, 665 (1976).
- <sup>6</sup> C. J. F. Böttcher, *Theory of Electric Polarization*, 2nd ed. (Elsevier, Amsterdam, 1973), Vol. I; C. J. F. Böttcher and P. Bordewijk, *Theory of Electric Polarization*, 2nd ed. (Elsevier, Amsterdam, 1978), Vol. II.

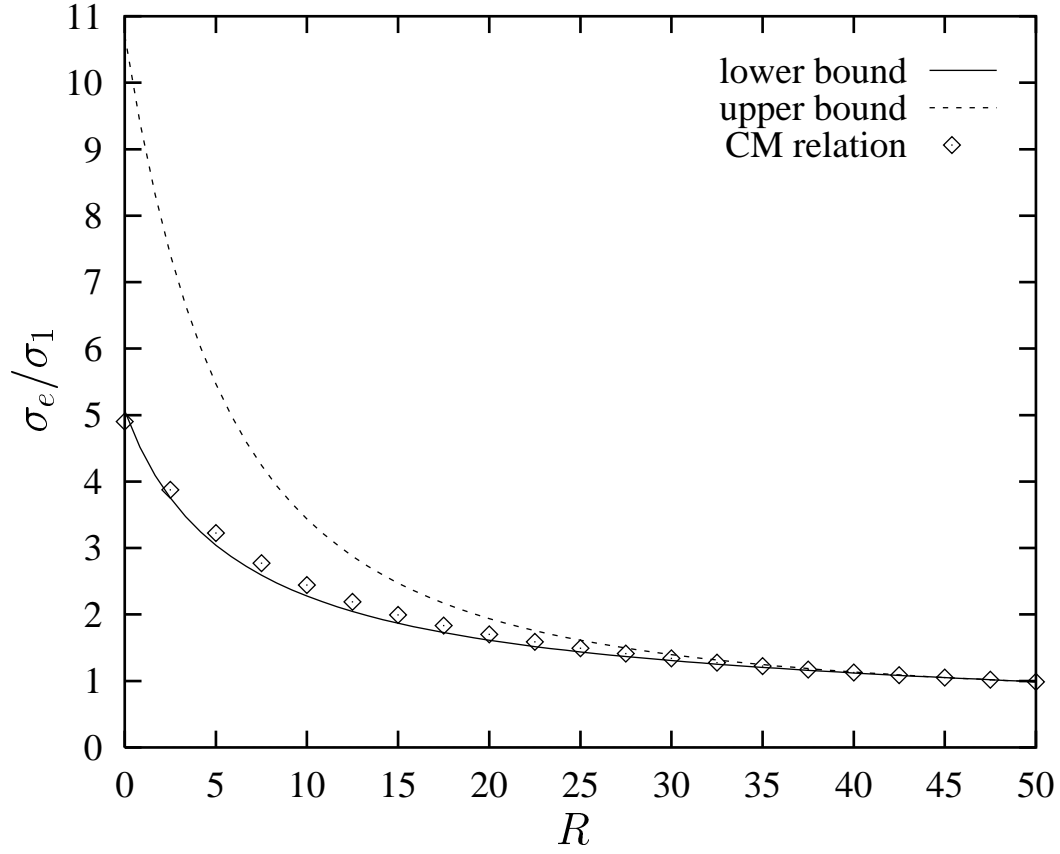


Figure 1: –Upper and lower bounds on the effective conductivity and CM relation as functions of the parameter  $R$  (resistance case), for  $\alpha = 50.0$ , below the critical point  $R_c = 49.0$ .

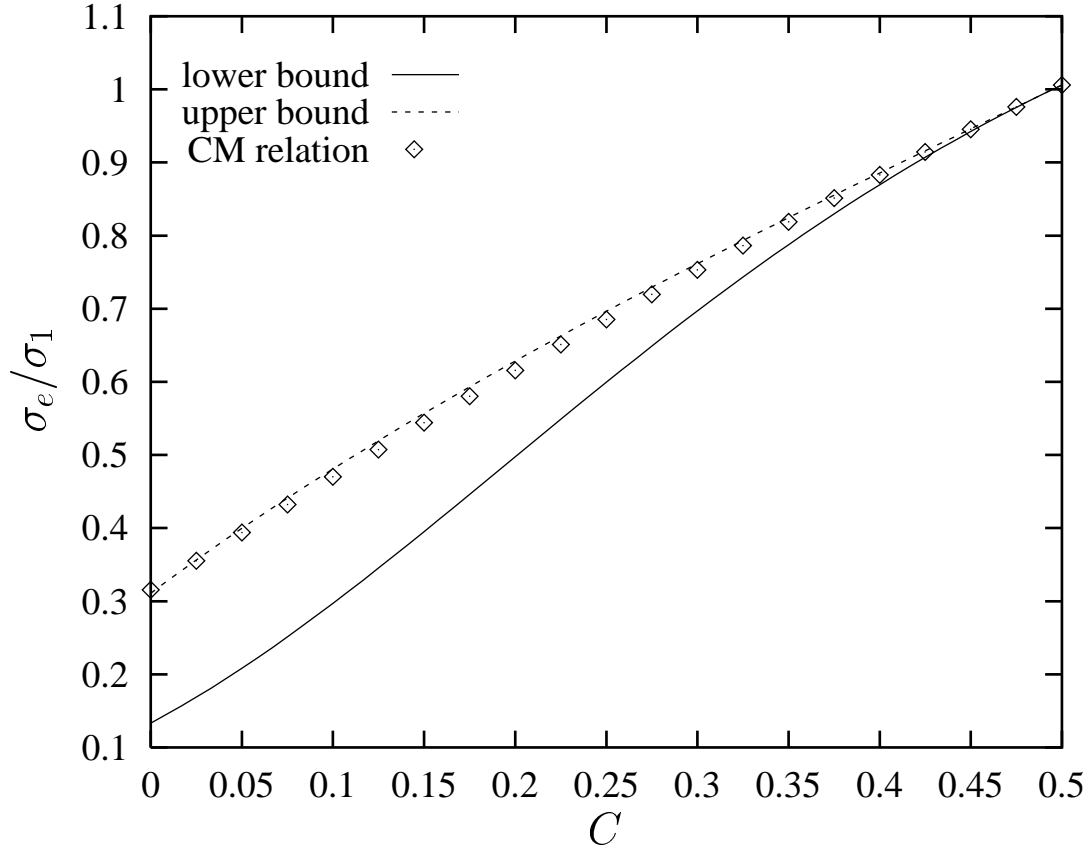


Figure 2: –Upper and lower bounds on the effective conductivity and CM relation as functions of the parameter  $C$  (conductance case), for  $\alpha = 0.01$ , below the critical point  $C_c = 0.495$ .

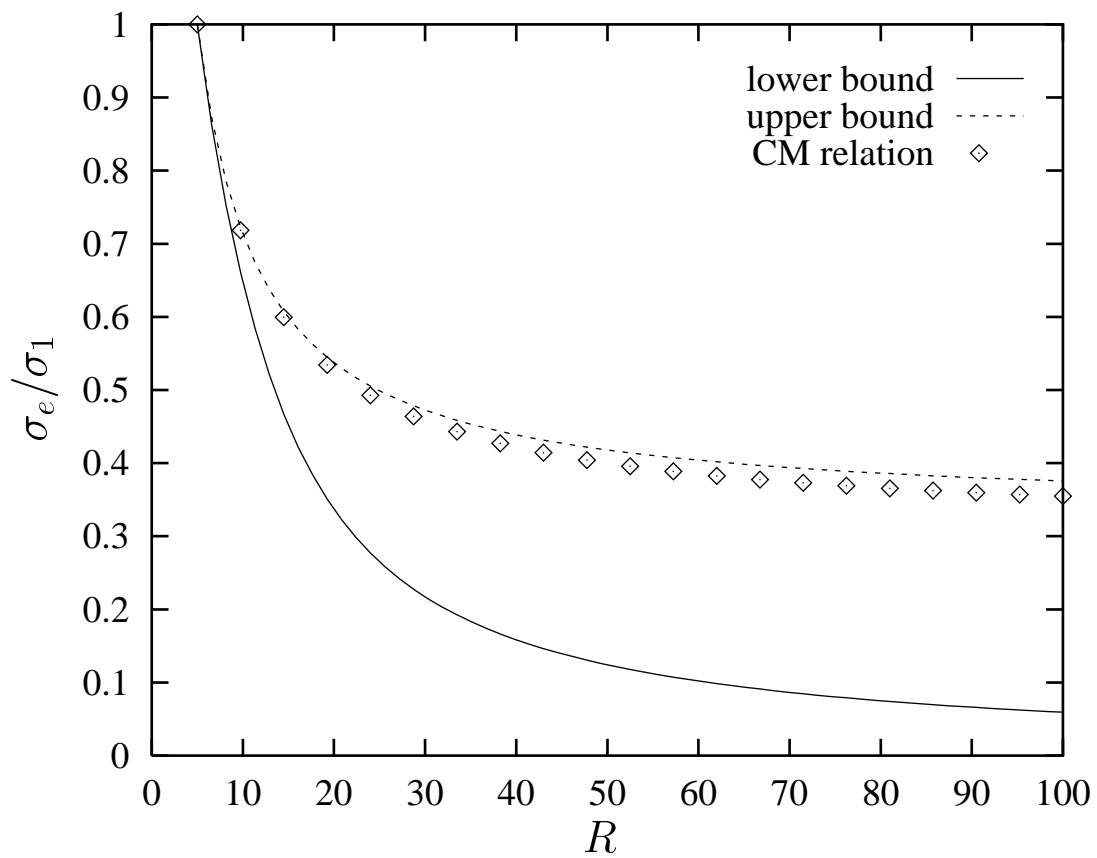


Figure 3: -Resistance case with  $\alpha = 6.0$ , above the critical point  $R_c = 5.0$ .



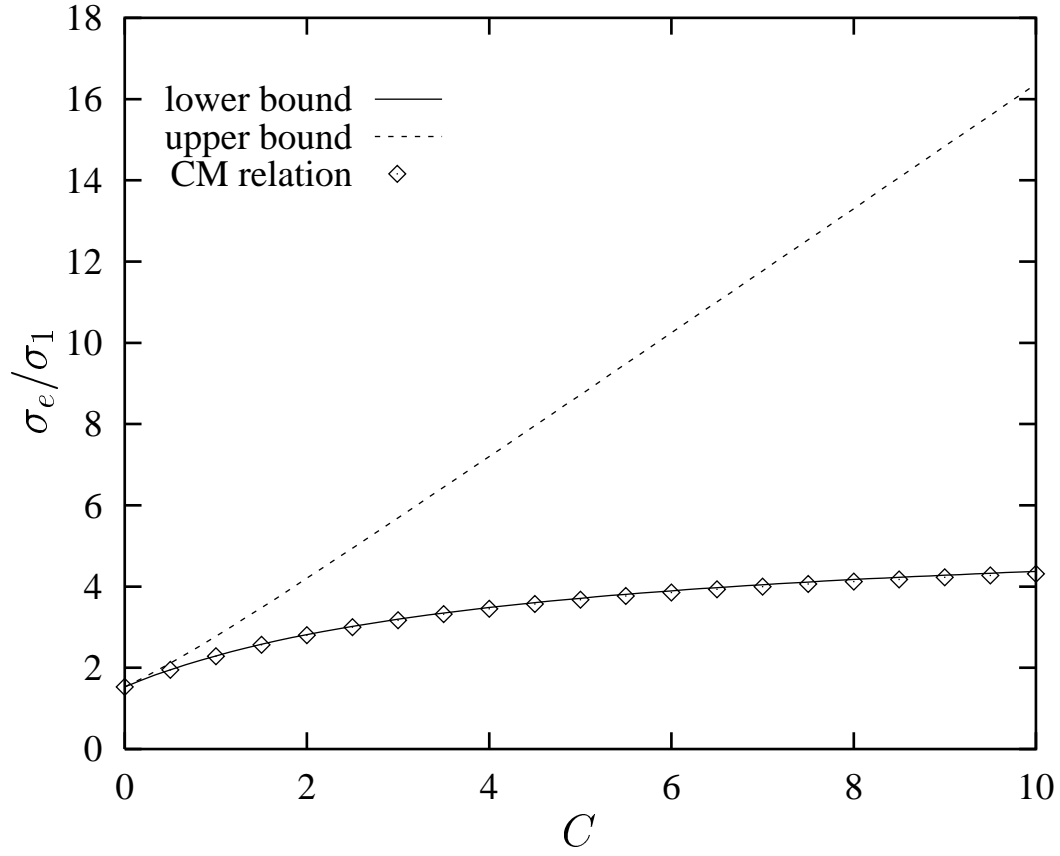


Figure 4: -Conductance case with  $\alpha = 2.0$ ; since  $C_c = -1/2$  in this case, all positive  $C$  values are above the critical point  $C_c$ .

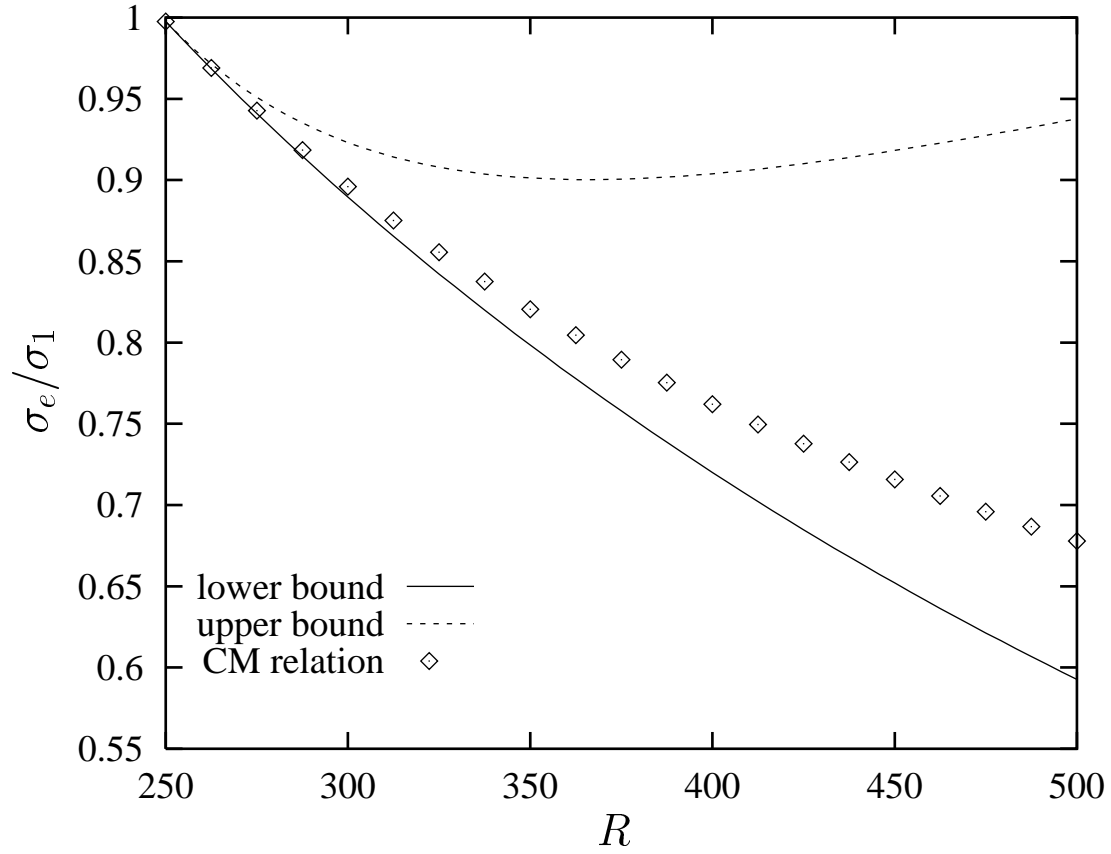


Figure 5: -Resistance case with  $\alpha = 250$ , above the critical point  $R_c = 249.0$ . Clearly, what causes the CM relation not to coincide with the upper bound is that the latter becomes increasingly ineffective (increasing with  $R$ ).

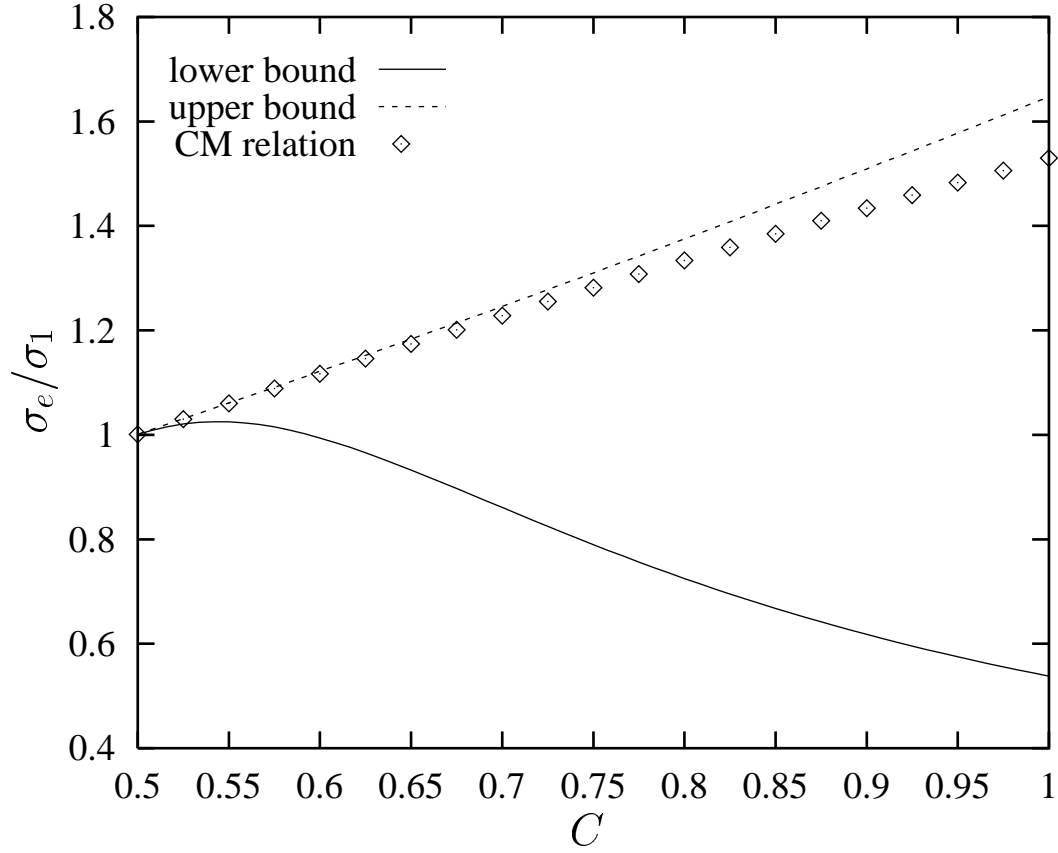


Figure 6: –Conductance case with  $\alpha = 0.001$ , above the critical point  $R_c = 0.4995$ . Clearly, what causes of the CM relation not to coincide with the lower bound is that the latter becomes increasingly ineffective (decreasing with  $C$ ).

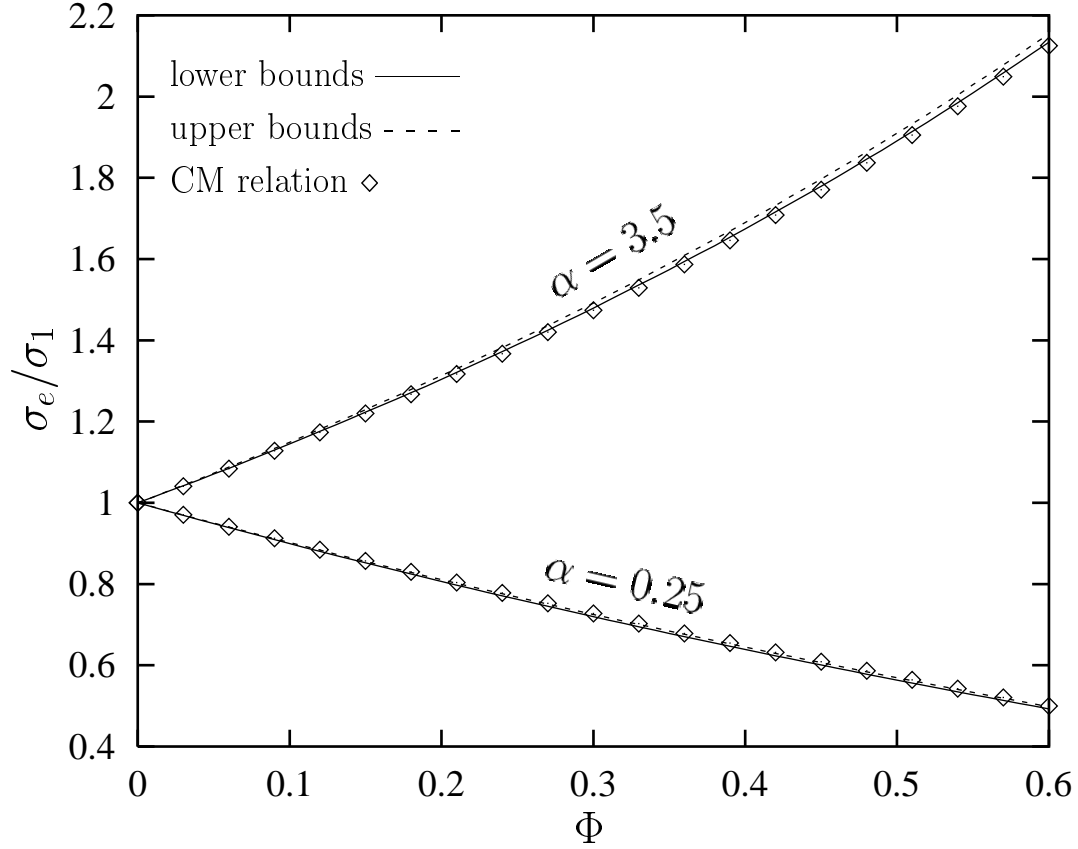


Figure 7: —Upper and lower bounds on the effective conductivity and CM relation as functions of volume fraction  $\Phi$ , for uniform spheres (perfect interface). They essentially coincide at all volume fractions, for  $\alpha$  varying between 0.25 and 3.5.

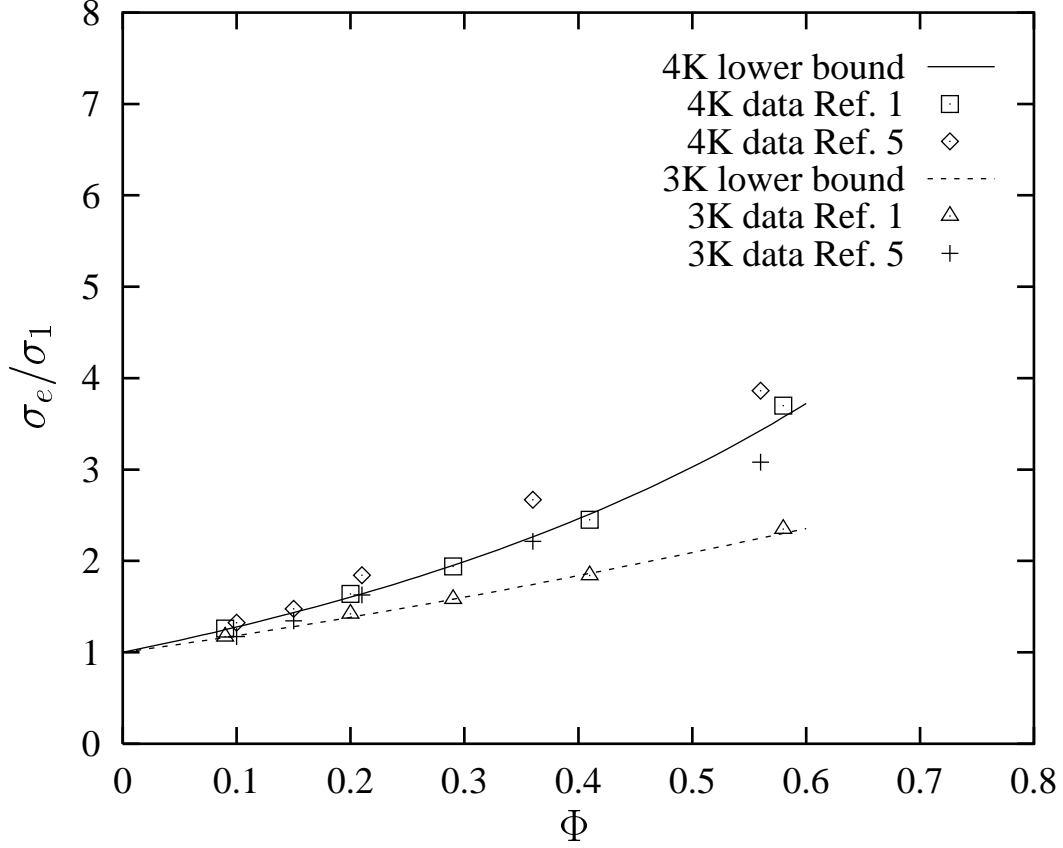


Figure 8: –Lower bounds on the effective conductivity, which virtually coincide with the CM relation, for  $\alpha = \infty$ ,  $\alpha/R = 14.8$  for  $T = 4$  K (solid line), and  $\alpha/R = 4.93$  for  $T = 3$  K (dashed line). Experimental data as portrayed in Fig. 1 of Ref. 1 (squares and triangles) and the original data of Ref. 5 (diamonds and crosses).