

Theory for the giant magneto-optical Kerr rotation in CeSb

U. Pustogowa, W. Hübner, and K. H. Bennemann

*Institute for Theoretical Physics, Freie Universität Berlin, Arnimallee 14, D-14195 Berlin,
Germany*

(December 2, 2024)

Abstract

We calculate the *linear* magneto-optical Kerr rotation angle for CeSb in the near-infrared spectral range. Assuming large spin-orbit coupling due to Sb and optical transitions which are allowed only for one spin type we find at $\hbar\omega \approx 0.5$ eV a Kerr rotation of 90° which jumps to -90° in very good agreement with recent experimental observation. Contrary to giant Kerr rotations in nonlinear optics this resonance is essentially independent of the electronic structure and its spectral position is mainly determined by the spin-orbit splitting and the plasma frequency.

78.20.Ls, 78.20.Ci, 75.30.Mb

The search for large Kerr rotations in magneto-optics has been a longstanding subject of both basic and application-oriented research. The prediction and observation of giant Kerr rotations [1–3] in the nonlinear magneto-optical Kerr effect (NOLIMOKE) on multilayer sandwiches and thin magnetic films have successfully demonstrated the enhanced sensitivity of nonlinear optics to magnetism, in particular on low-dimensional systems due to the reduction of symmetry. Although the detailed values of the Kerr rotation in NOLIMOKE depend on the electronic structure of the investigated system, the spin-orbit coupling strength and the Kerr configuration, the enhanced nonlinear optical Kerr rotation, which ranges from several degrees for plain Fe surfaces to 90° for thin films in the longitudinal configuration and steep angle of incidence, is essentially independent of the frequency, but sensitively dependent on the electronic, geometric and magnetic properties at interfaces and of low-dimensional magnetic structures.

Parallel and also prior to NOLIMOKE, the search for enhanced Kerr rotations has been pursued also in the conventional linear magnet-optic Kerr effect (MOKE). Since the MOKE rotation of Fe or Ni is in the range of only some 0.1° for optical frequencies one had to resort to lower frequencies ($\ll 1$ eV), to the application of large external magnetic fields (≈ 5 T), to low temperatures (≈ 1 K), and to select particular magnetic rare-earth or uranium alloys with large spin-orbit coupling constants, large magnetic moments, and special optical resonances in only one spin direction. In this way, a record-high MOKE rotation of 14° has been observed for CeSb in 1986 by Schoenes *et al.* [4]. Very recently, however, the same group (Pittini *et al.* [5]) observed an even larger rotation of 90° and an abrupt jump of this rotation to -90° in CeSb by reducing the frequency from 0.55 eV to 0.46 eV.

In this paper, we present a model for such a giant MOKE rotation. We argue that this large Kerr rotation occurs for a frequency set by both the spin-orbit splitting and the plasma frequency rather than the magnetic properties, if only one spin sort is involved. The effect of the Ce minority-spin f electrons is merely to spin-polarize the Sb bands via hybridization. Our explanation relies largely on an improved evaluation of the Kerr rotation for a model band structure which does not assume any small parameter in the off-diagonal components of the reflected electric field. We do not need the complicated Ce monpnictides bandstructure to explain the large Kerr angle. The theory outlined in the following describes the physical

origin of the large linear Kerr effect.

To allow also for large Kerr rotation angles we have to use general expressions for the Kerr rotation and ellipticities in contrast to the usual linearized formulas when $\tan \varphi \approx \varphi$ is valid. Following general ellipsometry arguments the complex polar Kerr angle κ is defined as [6]

$$\kappa = \frac{E_y}{E_x} = \frac{\tan \varphi + i \tan \varepsilon}{1 - i \tan \varphi \tan \varepsilon} . \quad (1)$$

Here, φ is the direct measurable Kerr rotation angle, ε is the ellipticity angle. Solving Eq. (1) we find for the Kerr angle [7]

$$\varphi = \arctan \left(-\frac{1 - |\kappa|^2}{2\text{Re}(\kappa)} \pm \sqrt{\frac{(1 - |\kappa|^2)^2}{4[\text{Re}(\kappa)]^2} + 1} \right) . \quad (2)$$

The analysis of Eq. (2) yields that 180°-jumps in φ may occur when $\text{Re}(\kappa)$ is zero or infinity. The behavior of κ results from the well known expression for the linear polar Kerr rotation

$$\kappa = -\frac{\chi_{xy}^{(1)}(\omega)}{\chi_{xx}^{(1)}(\omega)} \frac{1}{\sqrt{1 + \chi_{xx}^{(1)}(\omega)}} . \quad (3)$$

Here, $\chi_{xx}^{(1)}$ and $\chi_{xy}^{(1)}$ denote the elements of the linear susceptibility tensor. The complex value κ describes the tangent of the angle, $\kappa = \tan \Phi_K$, with $\Phi_K = \varphi_K + i\varepsilon_K$. Note, for low Kerr rotations both Eqs. (2) and (10) reduce to $\varphi = \text{Re}(\kappa)$.

To compensate for the narrowing of the range of φ to $[-45^\circ, 45^\circ]$ one has to add a constant angle φ_0 to φ . Then,

$$\varphi = \frac{1}{2} \arctan \left(\frac{2\text{Re}(\kappa)}{1 - |\kappa|^2} \right) + \varphi_0 , \quad (4)$$

and the ellipticity angle ε

$$\varepsilon = \frac{1}{2} \arcsin \left(\frac{2\text{Im}(\kappa)}{1 + |\kappa|^2} \right) , \quad (5)$$

with $\varphi_0 = 0$ for $|\kappa|^2 \leq 1$, $\varphi_0 = 90^\circ$ for $|\kappa|^2 > 1$, $\text{Re}(\kappa) \geq 0$, and $\varphi_0 = -90^\circ$ for $|\kappa|^2 > 1$, $\text{Re}(\kappa) < 0$.

For describing the infrared Kerr-spectrum of CeSb as measured by Pittini *et al.* [5] we use *only one* feature of the electronic structure of CeSb close to the Fermi level, namely fairly flat and nearly parallel bands above and below the Fermi level ε_F in the $\Gamma - Z$ direction [8]. These

p states of Sb are split by a large spin-orbit coupling of approximately 0.6 eV. Furthermore, via hybridization with the f -electron minority-spin subband of CeSb lying ~ 3 eV above ε_F , the Sb p states have an induced spin polarization. Thus, there are favored transitions of one spin sort between the p states of very high weight. In this case, the interband parts of the diagonal and off-diagonal susceptibilities can be written as sums over transitions for one spin band only. Thus,

$$\chi_{xx} = \chi_{xx,intra} + \sum_{l,l'} L_{l,l'} , \quad \chi_{xy} = -\frac{\lambda_{s.o.}}{\hbar\omega} \sum_{l,l'} L_{l,l'} , \quad (6)$$

where $L_{l,l'}$ denotes the response from transitions between the bands l and l' and $\lambda_{s.o.}$ is the spin-orbit coupling constant. The Kerr rotation is then given by

$$\kappa = \frac{\lambda_{s.o.}}{\hbar\omega} \frac{1}{\left(1 + \frac{\chi_{xx,intra}}{L}\right) \sqrt{1 + \chi_{xx}^{(1)}(\omega)}} . \quad (7)$$

For simplicity, we approximate the transitions between the Sb p bands by a single atomic (nondispersive) Lorentzian

$$\sum_{l,l'} L_{l,l'} = L := \frac{1}{E_f - E_i - \hbar\omega + i\hbar\alpha} ,$$

with the band positions E_f of the unoccupied final state and E_i of the occupied initial state and the damping factor α . Note, optical transitions between *minority*-spin electrons in these states strongly prevail. Furthermore, we describe intraband effects by a conventional Drude term

$$\chi_{xx,intra} = -\frac{\omega_{pl}^2}{\omega(\omega + i\tau)} , \quad (8)$$

with the plasma frequency ω_{pl} and the damping τ . Using these expressions one can determine φ with the help of Eq. (4).

For a more detailed comparison with experiment we also calculate the optical reflectivity R using

$$R = \left| \frac{N-1}{N+1} \right|^2 , \quad (9)$$

with the refraction index $N^2 = \epsilon_0 + i\epsilon_1 = 1 + \chi_{xx} + i\chi_{xy}$.

We now present results for the Kerr rotation, the reflectivity and in particular the dependence of the large Kerr angle on the plasma frequency ω_{pl} and interband splitting $\Delta E = E_f - E_i$.

In Fig. 1 the frequency dependence of the linear polar Kerr angle φ and the ellipticity angle ε are shown. Here φ and ε are calculated using Eqs. (4), (5), and (7). Parameters are chosen such as to obtain the jump in φ from -90° to $+90^\circ$ at precisely 0.46 eV, as measured by Pittini *et al.* [5]. Thus, we use for the interband splitting $\Delta E = 0.67$ eV in agreement with the bandstructure of Liechtenstein *et al.* [8] and for the damping $\alpha = 0.1$ eV as usually taken for Kerr angle calculations. In the Drude term the parameters $\omega_{pl} = 0.93$ eV and $\tau = 0.95 \times 10^{-4}$ eV (the latter is taken from Kwon *et al.* [9]) are used. Note, the jump at 0.46 eV is really a jump from an angle -90° to an angle $+90^\circ$ without intermediate values. The ellipticity angle changes sign at 0.41 eV going from a minimum of -20° to the maximum of 35° . For comparison the experimental values by Pittini *et al.* [5] are shown as dots.

In Fig. 2 we show for further comparison with experiment the frequency dependence of the optical reflectivity $R(\hbar\omega)$ in the energy range from 0 to 0.8 eV. For the Kerr angle spectrum the most important range of this curve is the deep minimum at 0.46 eV, at the same energy where the jump in φ occurs.

Figs. 3 and 4 show the dependence of $\varphi(\hbar\omega)$ and, in particular, of the jump position on ΔE and the plasma frequency ω_{pl} . Fig. 3 shows Kerr-angle spectra $\varphi(\hbar\omega)$ with plasma frequencies varying from 0.2 eV to 1.3 eV. Note, for plasma frequencies higher than a threshold value depending on ΔE the 180° -jump vanishes, whereas for low plasma frequencies the jump amplitude is stable, while only the position of the jump moves to lower energies. The variation of the interband transition ΔE yields the opposite behavior, see Fig. 4. Here, ΔE changes from 0.2 eV to 1.6 eV. The jump in φ vanishes for low ΔE and moves for large values of ΔE to higher energies.

Thus we find that the ratio of the plasma frequency ω_{pl} to ΔE , which characterizes the interband transitions, is essential for the occurrence of a 180° jump in the Kerr angle.

The position of the 180° jump in the Kerr angle φ is determined by a zero of the real part of κ , in particular $\left(1 + \frac{\chi_{xx,intra}}{L}\right) = 0$. This equation yields a condition for the ratio of $\omega_{pl}/\Delta E$ at which the Kerr-angle jump may occur. Note, this equation reflects the ratio

$\frac{\chi_{xx}}{\chi_{xy}}$ using two approximations, namely (i) handling spin-orbit perturbation as a prefactor in χ_{xy} and (ii) assuming interband transitions only in one spin subband. Approximately, for $\omega_{pl}/\Delta E \geq 2$ the Kerr angle jump disappears. On the other hand, there is no lower boundary for the occurrence of this jump as a function of the ratio $\omega_{pl}/\Delta E$ [10,11].

In the energy range below ≈ 0.5 eV our results for the Kerr angle $\varphi(\hbar\omega)$ and Kerr ellipticity $\varepsilon(\hbar\omega)$ yield good agreement with the experimental data. The deviation for larger energies results from the neglect of further interband transitions. Note, we have included only the interband transition with ΔE in our model. For the same reason our calculation yields a too large reflectivity at 0.8 eV. The inclusion of more interband transitions, especially of transitions of the other spin, would decrease the reflectivity in this energy range and yield results for the Kerr rotation, ellipticity, and reflectivity in better agreement with experiment for larger energies.

Historically, large linear Kerr rotations have been expected in materials with large spin-orbit coupling like in CeSb. In our model the spin-orbit coupling strength does not directly influence the Kerr-angle jump. However, the interband splitting ΔE is created by spin-orbit interaction, namely the spin-orbit splitting of one Sb p band. By contrast, in calculations of the Kerr effect in transition metals the spin-orbit interaction does not appreciably influence the electronic bandstructure but of course has to be included in the wave functions.

It would be of interest to determine also the *nonlinear* Kerr rotation in CeSb. This would illustrate the different nature of giant Kerr rotations in linear and nonlinear optics. The theoretical analysis for this follows from previous studies [1,3]. In view of our model related materials with pronounced interband transitions due to flat f and d bands could exhibit similar behavior.

We thank J. Schoenes and P. Wachter for providing us with unpublished data and for stimulating discussions.

REFERENCES

- ¹ U. Pustogowa, W. Hübner, and K. H. Bennemann, Phys. Rev. B **49**, 10031 (1994).
- ² B. Koopmans, M. Groot Koerkamp, Th. Rasing, and H. van den Berg, Phys. Rev. Lett. **74**, 3692 (1995).
- ³ W. Hübner and K. H. Bennemann, Phys. Rev. B. **52**, 13411 (1995).
- ⁴ W. Reim, J. Schoenes, F. Hulliger, and O. Vogt, J. Magn. Magn. Mater. **54-57**, 1401 (1986).
- ⁵ R. Pittini, J. Schoenes, O. Vogt, and P. Wachter, Phys. Rev. Lett. **77**, 944 (1996).
- ⁶ M. Groot Koerkamp, Diploma thesis, University of Nijmegen (1995).
- ⁷ An equivalent solution of Eq. (1) is given by Groot Koerkamp [6] with

$$\varphi = \frac{1}{2} \arctan \left(\frac{2\text{Re}(\kappa)}{1 - |\kappa|^2} \right) . \quad (10)$$
- ⁸ A. I. Liechtenstein, V. P. Antropov, and B. N. Harmon, Phys. Rev. B **49**, 10770 (1994).
- ⁹ Y. S. Kwon, T. Suzuki, and T. Kasuya, J. Magn. Magn. Mater. **116**, 73 (1992).
- ¹⁰ Note, these conditions change when transitions in both majority and minority spin bands have to be considered.
- ¹¹ Note, Feil and Haas [12] have already discussed resonances in the linear Kerr angle at the plasma edge where $(\varepsilon_{xx} = 1) \equiv (\chi_{xx} = 0)$. However, their results show resonances in the Kerr angle in the range of several degrees not reaching $\pm 90^\circ$.
- ¹² H. Feil and C. Haas, Phys. Rev. Lett. **58**, 65 (1987).

FIGURES

FIG. 1. Frequency dependence of the linear magneto-optical Kerr-angle φ (solid curve) and the ellipticity angle ε (dashed curve) of CeSb calculated with a Lorentz-type susceptibility. For comparison experimental results of Pittini *et al.* for $\varphi(\hbar\omega)$ and $\varepsilon(\hbar\omega)$ are shown.

FIG. 2. Optical reflectivity of CeSb calculated from the diagonal susceptibility $\chi_{xx}(\omega)$.

FIG. 3. Dependence of the Kerr angle spectra $\varphi(\hbar\omega)$ of CeSb on the value of the plasma frequency ω_{pl} . For every curve the value of ω_{pl} (in eV) is shown.

FIG. 4. Dependence of the Kerr angle spectra $\varphi(\hbar\omega)$ on the interband transition energy ΔE . For every curve the corresponding value of ΔE (in eV) is shown .

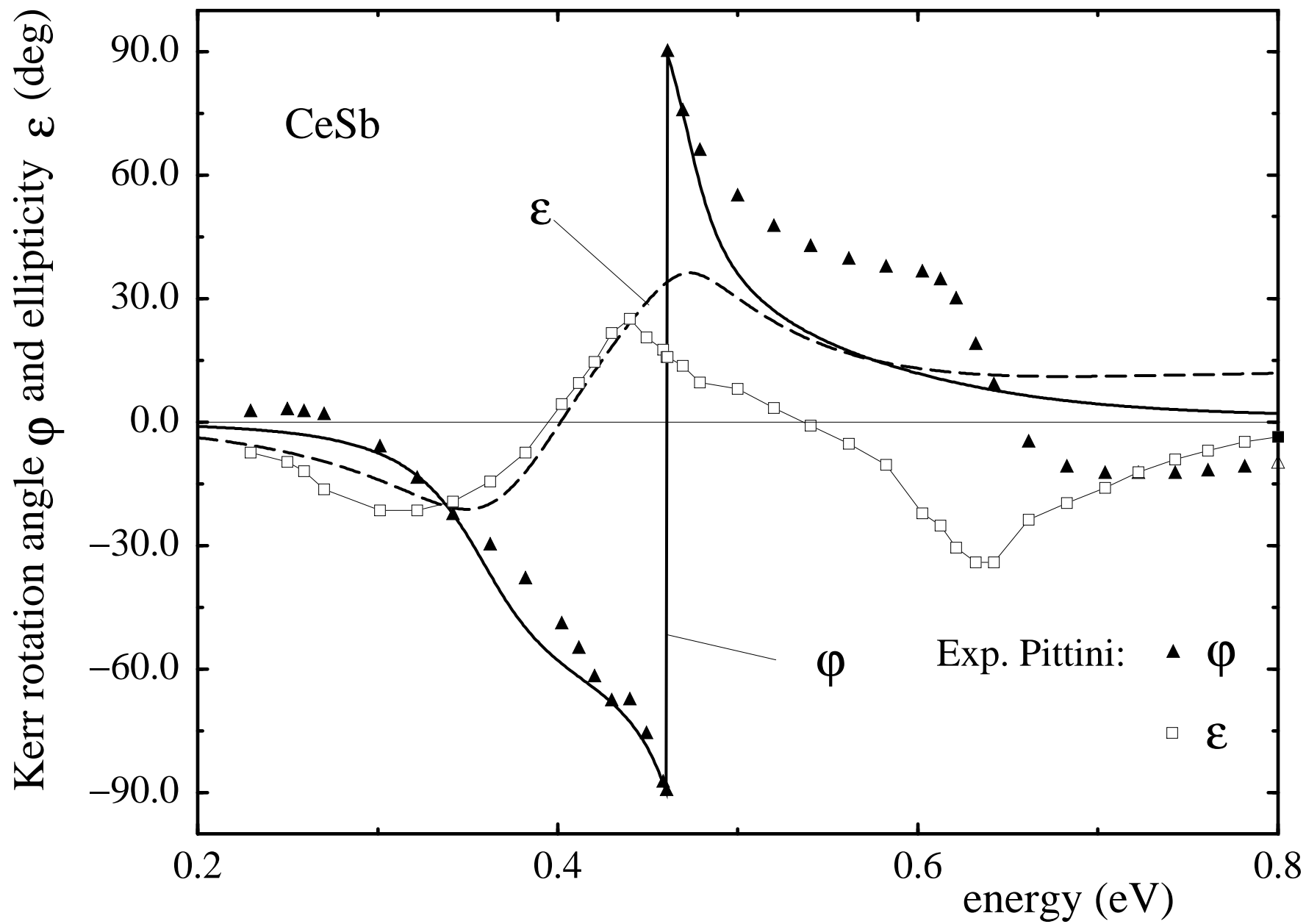


Fig. 1

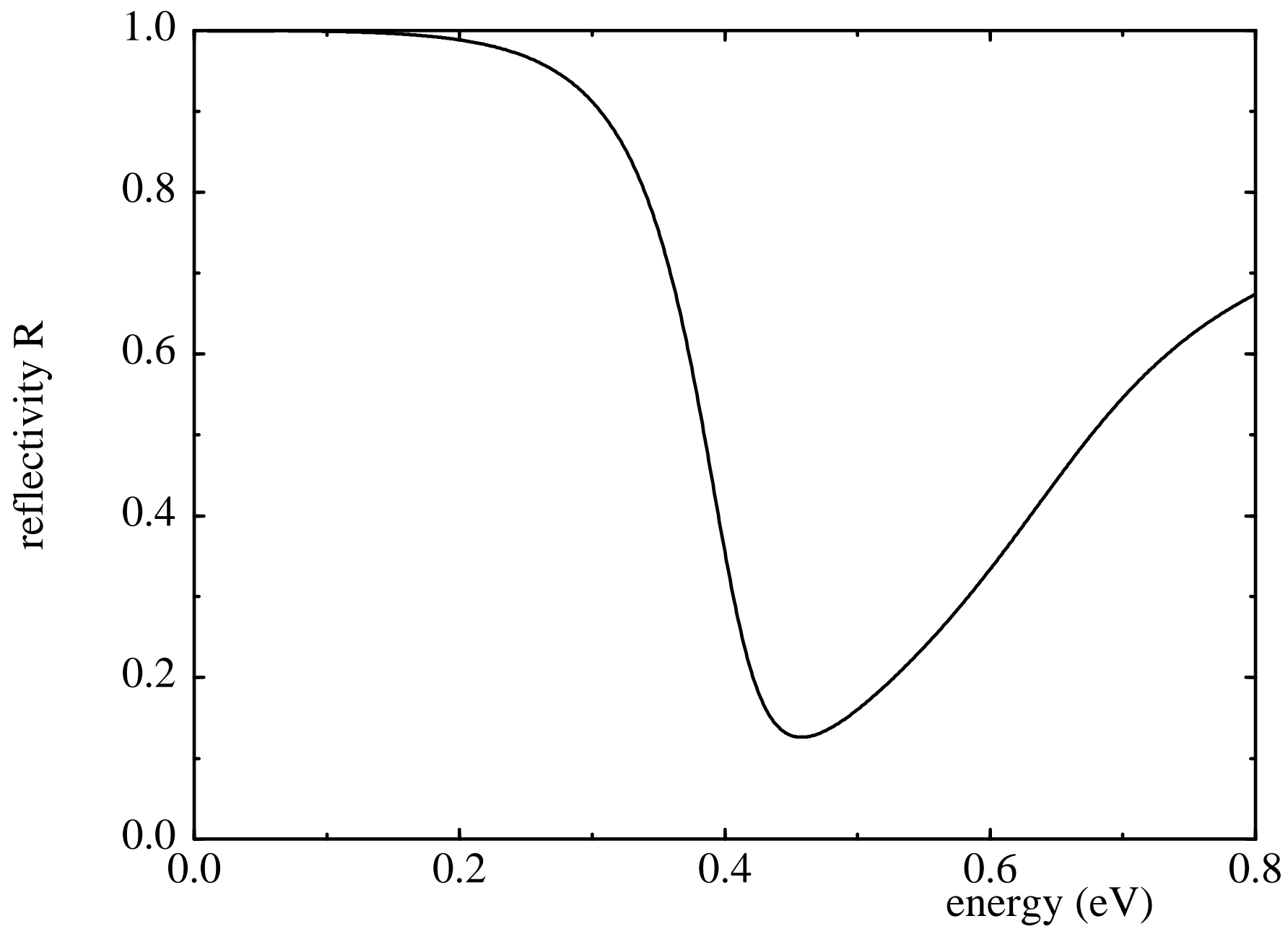


Fig. 2

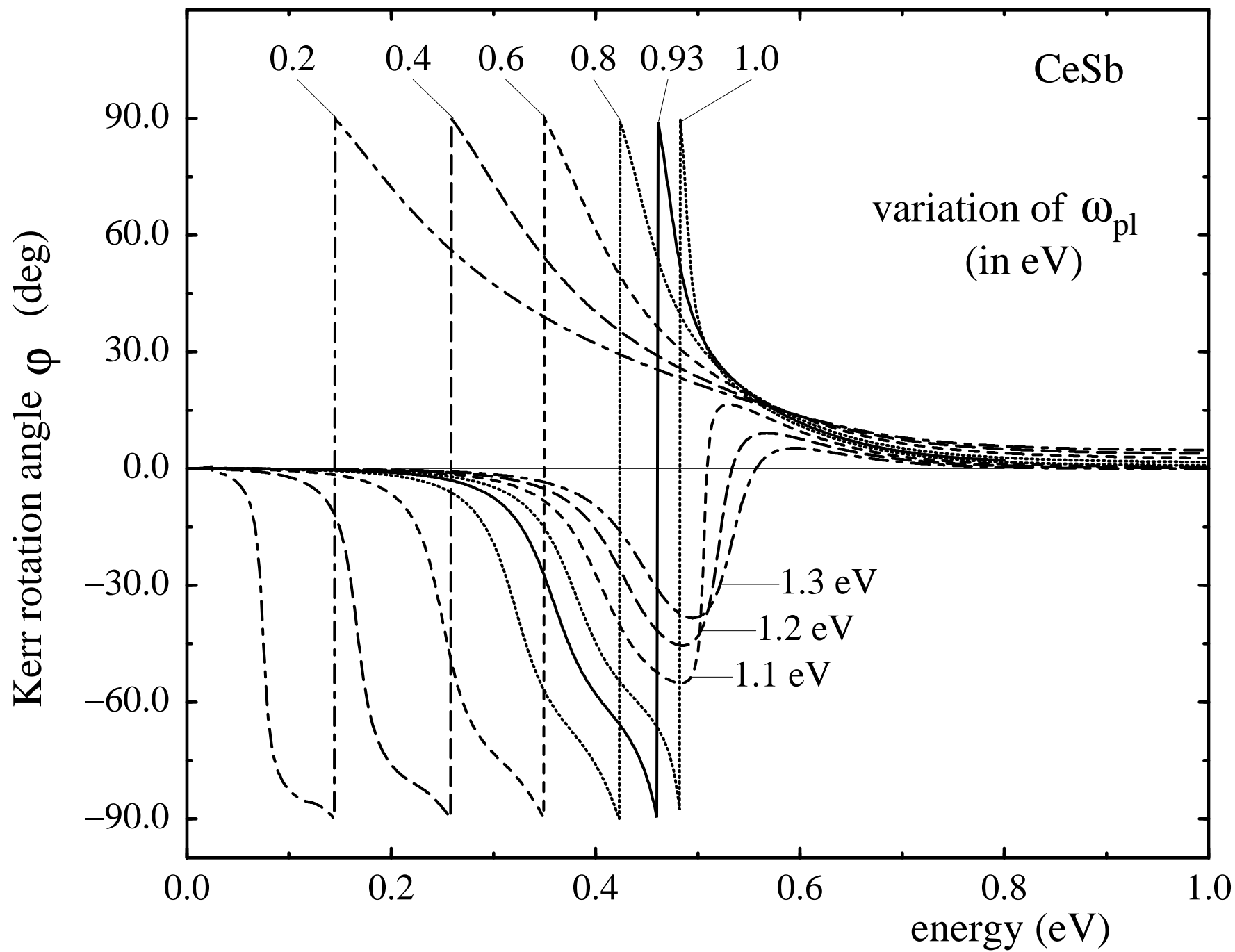


Fig. 3

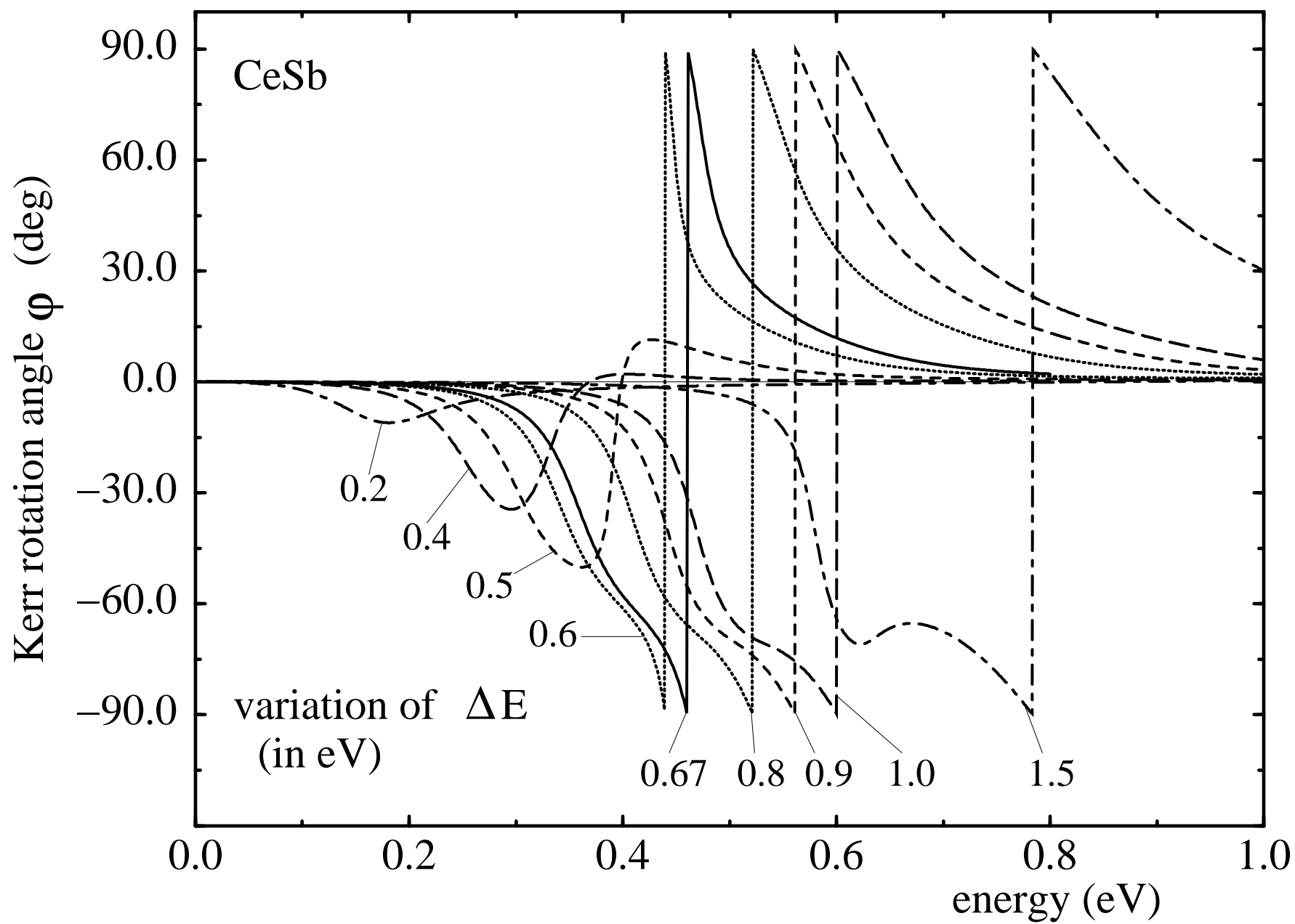


Fig.4