

Hysteretic creep of elastic manifolds

Stefan Scheidl^(a) and Valerii Vinokur^(b)

^(a) *Institut für Theoretische Physik, Universität zu Köln, Zùlpicher Str. 77, D-50937 Köln, Germany*

^(b) *Material Science Division, Argonne National Laboratory, Argonne, IL 60439*

(2 August 1996)

We study the dynamic response of driven systems in the presence of quenched disorder. A simple heuristic model for hysteretic creep of elastic manifolds is proposed and evaluated numerically. It provides a qualitative explanation of the phenomenology observed in experiments on high-temperature superconductors.

PACS numbers: 61.20.Lc, 74.60.Ge, 74.60.Jg

An intense attention is attracted currently by the driven dynamics of vortices in high temperature superconductors. This interest is motivated not only by the technological request, but also because vortex dynamics exhibits features which are generic for a diversity of physical systems including charge density waves, Wigner crystals, dislocation motion, polymers, and interfaces driven in quenched disordered media. In addition vortices are a unique experimental object with tunable parameters. One of the fundamental features of driven dynamics in quenched disorder is the existence of the so-called *depinning transition*: at zero temperature the system cannot move below a certain critical force whereas it moves above. At finite temperatures the transition is smeared out but the depinning threshold still marks the crossover from strongly non-linear thermally activated dynamics dominated by pinning below the critical force to the viscous flow above [1].

Pinning of the vortex lattice is governed by an interplay between thermodynamic and kinetic effects. One of the manifestations of such an interplay, the peak effect in the critical current, has been recently observed in YBCO crystals prior to vortex lattice melting [2]. Further investigations of the transport just below the peak effect temperature range revealed another striking feature of the depinning transition in the vortex lattice: dynamic hysteresis in the I-V characteristic and aging effects [3]. It was found that the disappearance of the vortex motion (pinning) upon decreasing the driving current and the depinning upon keeping the vortex system at rest and subsequent current ramping occurs at different threshold currents: depinning threshold appeared to exceed noticeably the pinning current of the descending I-V curve. Moreover, at an ascending depinning threshold j_{th} the voltage jumps abruptly from zero to the finite value $V(j_{\text{th}})$ of the *descending* branch of the I-V curve showing thus a strongly asymmetric hysteretic behavior. The value of the ascending threshold current was found to depend on the waiting time t_w the system has spent at rest: j_{th} grows with the t_w increasing.

The observed abrupt switching of the vortex motion resembles the switching hysteretic behavior in charge den-

sity waves transport [4] and can be attributed to the formation of the bi-stable dynamic state in the vortex motion, i. e. the dynamic state where both weakly pinned and strongly pinned vortex motions can coexist. The formation of the bi-stable state is usually related either to the possibility of plastic deformations (phase slips) of the inhomogeneously pinned soft vortex lattice and/or to the formation multivalued equilibrium state for pinned vortices. It has been recently demonstrated that plastic deformations can become a determining component of the depinning of the vortex lattice [5]. However the existing descriptions of plastic deformation are lacking in aging and memory effects which are most essential and characteristic for glassy dynamics. In this Letter we will concentrate on this glassy aspect of the depinning process and discuss plastic models elsewhere.

We consider a purely elastic threshold depinning process modeling the vortex lattice as an elastic manifold and propose a phenomenological equation describing a temporal evolution of the typical barriers controlling the creep motion. We demonstrate the existence of aging effects which give rise to the abrupt increase in the manifold velocity *within* the creep regime and to a dynamic hysteresis in the depinning process. We find that the *threshold* force grows with the increasing waiting time t_w the system spends at zero force. Our results provide a solid basis for a description of the experimentally observed time-dependent hysteresis of the vortex lattice threshold dynamic behavior [3] in terms of the aging effect and predict the possibility of similar effects in all the diversity of dynamic systems that can be modeled as an elastic manifold in a random quenched environment.

We consider an overdamped dynamics of the elastic manifold subject to the quenched disorder. The character of motion follows from the interplay between the (i) elastic forces that tend to keep the manifold flat, (ii) pinning forces arising from the disorder potential which pull the manifold into potential minima forcing thus *roughening* of the manifold, (iii) thermal forces of a heat bath at temperature T , and (iv) a driving force F which is homogeneous in space but which may vary in time.

The structure of a manifold in equilibrium is deter-

mined by the balance of elastic and pinning energies and can be characterized by the difference correlation (*roughness*)

$$C(L) = \overline{[u(L) - u(0)]^2} \approx \xi_0^2 (L/L_0)^{2\zeta} \quad (1)$$

of deformations u from a flat configuration. ξ_0 denotes the transverse correlation length of the disorder and L_0 is the Larkin length. Disorder leads to a rough manifold with an exponent $\zeta \geq 0$ below four dimensions [6]. The manifold behaves as in a landscape of energy barriers of all sizes L with heights $U(L)$ which scale like [7,8]

$$U(L) = U_0 (L/L_0)^\theta. \quad (2)$$

The exponent $\theta = 2(\zeta - \zeta_0)$ is related to the increase of the roughness exponent ζ due to the presence of disorder compared to the thermal roughness exponent $\zeta_0 = (2 - d)/2$. The height of the smallest existing barriers on the Larkin scale is denoted by U_0 .

The typical time to overcome a barrier of height U by thermal activation is

$$\tau(U) = t_0 \exp[U/T] \quad (3)$$

with a microscopic temperature dependent time scale t_0 . The presence of barriers with unbounded heights gives rise to a glassy behavior of the manifold with diverging relaxation times. The central point of our analysis is a self-consistent treatment of the the dynamics of the manifold: we question the rate of the change of the manifold position and configuration given by its structure $C(L)$, taking into account that the barriers governing the dynamics are determined themselves by the instant manifold configuration.

Relaxation into equilibrium. We start with the relaxation of the perfectly flat manifold, $C(L) = 0$, into the equilibrium in the absence of a driving force. After a time t the typical depth of the metastable state the manifold falls in (or, equivalently, the height of the barrier separating the typical metastable states) is

$$U(t) = T \ln(t/t_0) \quad (4)$$

Therefore the manifold is equilibrated up to length scales

$$L_c(U) = L_0 (U/U_0)^{1/\theta} \quad (5)$$

according to Eq. (2). In other words the manifold is rough up to this length scale, but it is still smooth above:

$$C(L) \approx \begin{cases} \xi_0^2 [L/L_0]^{2\zeta} & L < L_c, \\ \xi_0^2 [L_c/L_0]^{2\zeta} & L > L_c. \end{cases} \quad (6)$$

Here the time dependence enters through $L_c \equiv L_c(U(t))$ via Eqs. (4) and (5). In the course of time the manifold becomes rougher, the barriers increase and the dynamics becomes even slower.

Stationary driven state. In contrast to the case without driving, the manifold has bounded *effective* barriers or a finite *typical* barrier at finite velocity (maximum effective barrier). In a *stationary* state, where the manifold is driven by a force F , the typical barrier height U determines the rate of jumps in direction parallel or opposite to the driving force. The resulting velocity v is estimated by

$$v \approx \frac{\xi}{t_0} \left[e^{-\frac{U-F\xi/2}{T}} - e^{-\frac{U+F\xi/2}{T}} \right] \approx e^{-U/T} \mu F \quad (7)$$

for $F\xi \ll T$ with an effective mobility $\mu = \xi^2/t_0 T$. The scale ξ is related to the size of the barrier and therefore depends implicitly on U . However, this dependence is much weaker than the exponential dependence displayed explicitly in Eq. (7) and can be ignored.

Inverting Eq. (7) one can define from the stationary velocity-force characteristics (VFC) $v_{\text{st}}(F)$ a typical barrier for stationary creep as a function of the driving force by

$$U_{\text{st}}(F) = T \ln[\mu F/v_{\text{st}}(F)]. \quad (8)$$

The scaling theory predicts a dependence of the barrier height on the driving force according to $U_{\text{st}}(F) \sim F^{-\theta/(2-\zeta)}$ [8].

The structure of the manifold in the driven state can be determined as follows: the typical barriers are the maximum effective barriers, which are able to pin local regions of the manifold *temporarily*. The manifold will be rough according to Eq. (6) only up to the size of these regions. This size is related to the maximum effective barrier U_{st} via Eq. (5).

If the structure of the manifold initially does not correspond to the stationary state, it will relax with a relaxation time $\tau(U_{\text{st}})$ given by Eq. (3), since U_{st} is the maximum effective barrier. However, this time scale is relevant only very close to the stationary state.

Heuristic model. We now develop a heuristic model describing the manifold dynamics far away from the stationary state and the response of the manifold to a time-dependent driving force. In this case the manifold needs a finite time to adapt its structure to the varying force. For simplicity we describe the structure of the manifold by a single parameter, the length scale $L_c(t)$ up to which barriers are effective, or equivalently the corresponding energy scale $U(t)$. We assume that the velocity responds instantaneously to the force according to

$$v(t) = \mu F(t) e^{-U(t)/T}. \quad (9)$$

This means that the structure at the time t determines only the effective mobility at that moment.

Due to the finite relaxation time, which grows infinitely for the decreasing velocity, the structure itself will *not* adapt itself instantaneously to the driving force, but it

will rather depend on the history of the system. We describe this history dependence effect by a simple equation for the evolution of the typical activation barrier $U(t)$:

$$\frac{d}{dt}U(t) = \frac{T}{t_0} \left(e^{-U(t)/T} - e^{-U_{\text{st}}(F(t))/T} \right). \quad (10)$$

This is the central equation for our study of hysteretic creep. The first term on the right hand side represents the tendency of the manifold to get pinned by the disorder potential. Thereby it gains potential energy and the barriers increase. This tendency is balanced by the second term, which incorporates a saturation of the typical barrier due to thermally activated depinning of local regions for finite force.

Although a microscopic derivation of Eq. (10) is beyond our capabilities, we would like to argue that it is the simplest conceivable equation of motion of U which satisfies the following conditions: (i) in the absence of disorder one has an ohmic stationary VFC with $U_{\text{st}}(F)$. The equation of motion is then solved by $U(t) = 0$ independent of the driving force. (ii) In the absence of a driving force, $U(t)$ must grow logarithmically as in Eq. (4). This is indeed the case, since $e^{-U_{\text{st}}(F=0)/T}$ vanishes in a glassy state. (iii) When $U(t) = U_{\text{st}}(F(t))$, the manifold is in instantaneous equilibrium, where $U(t)$ must not change. (iv) If the driving force $F > 0$ is constant in time, the structure has to approach its stationary state with a finite relaxation time (3). This behavior is readily verified by linearizing Eq. (10) with respect to $U(t) - U_{\text{st}}(F)$. The Eq. (10) may be also considered as a simplified version of the evolution equation for a barrier distribution function in glassy systems used in [9].

Phenomenology of the model. In general, the hysteretic behavior emerges as the system parameters (like the driving force and/or temperature) change on a time scale of the order of or smaller than the characteristic relaxation time. Hence we expect these hysteretic phenomena to be particularly pronounced in glassy systems, where the equilibrium relaxation time diverges and aging effects occur. However, since in the driven case the external force F sets the upper limit $U_{\text{st}}(F)$ for the barriers the system can be trapped into, the relaxation times are large and we expect noticeable effects only at sufficiently small velocities. As we shortly show the equation of motion (10) is not only able to capture hysteretic effects but even more it exhibits a retarded and almost threshold-like onset of motion, when a driving force is switched on after the system has been aged at zero driving force.

We performed a numerical integration of this differential equation for some time-cycles of the driving force. These calculations have been performed for a stationary characteristics with $U_{\text{st}}(f) = Tf^{-0.5}$. Here f is a dimensionless force given by the ratio of F and the depinning force. The scaling exponent is that for the three-dimensional vortex lattice with logarithmic roughness, $\zeta = 0$ [10]. Time is measured in units of t_0 .

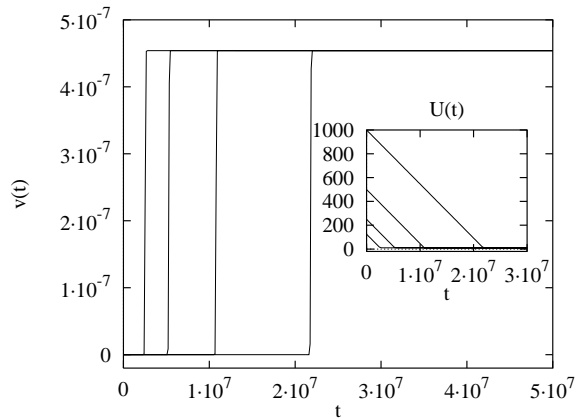


FIG. 1. Depinning of the manifold, when a constant driving force is switched on after aging at zero drive. Inset: Time evolution of the typical barrier $U(t)$. Main plot: Time evolution of velocity $v(t)$. The curves (from the left to the right) correspond to initial barriers $U(0) = 125, 250, 500, \text{ and } 1000$.

First we examine the time dependence of velocity in a depinning scenario. It is supposed that the manifold has initially a large typical barrier $U(t = 0)$, which can be obtained by aging at zero drive. Then at $t = 0$ a finite drive $f > 0$ is switched on such that $U_{\text{st}}(f) \ll U(0)$. This leads to a very abrupt onset of motion illustrated in Fig. 1. This behavior can be understood as follows: initially the barrier decreases linearly in time. This implies that the velocity increases exponentially in time. The time scale is set by the relaxation time of barriers of height $U_{\text{st}}(F)$. After a time $t_{\text{depin}} \approx \tau(U_{\text{st}}(F))U(t = 0)/T$ the barrier height and drift velocity reach their stationary values. On a linear velocity scale the exponential increase and the saturation appear as an almost discontinuous onset of motion.

The sharpness of the onset of motion increases for smaller forces, since there the stationary VFC has a stronger nonlinearity. In the example of Fig. 1 the relaxation time $\tau(U_{\text{st}}(f)) \approx 2 \cdot 10^5$ is smaller than t_{depin} by a factor of order 10^2 . The depinning time t_{depin} , which is essentially proportional to the initial barrier, increases only logarithmically as a function of the aging time, during which the manifold has to be kept at zero drive in order to increase the initial barrier height.

Next we perform sweeps of the driving force in time in order to demonstrate the possibility of an extreme hysteresis in $v(f)$. As a generic example we consider the case, where an initial force ($f_{\text{max}} = 6 \cdot 10^{-3}$) well below the depinning force ($f = 1$) is switched off with a constant rate (during a time $t_{\text{sweep}} = 10^{10}$). The sweep time is chosen to satisfy $\tau(U_{\text{st}}(f_{\text{max}})) \ll t_{\text{sweep}}$. The inset of Fig. 2 illustrates the time development of $U(t)$ during this sweep. It increases first linearly and then logarithmically, since finally the system ages as in the absence of a driving force. Then the force is ramped up to f_{max} again with the same rate, immediately after $f = 0$ has been reached. The barrier continues to grow until the

driving force becomes so big that $U_{\text{st}}(f(t)) > U(t)$. In a linear plot as in the main part of Fig. 2, the characteristics exhibits practically no hysteresis, i.e. $v(t)$ coincides with $v_{\text{st}}(f(t))$.

Hysteresis appears only after the system has been aged at zero (or very small) driving force. In the numerical example depicted in Fig. 3 we suppose that the system has been aged a certain time until the barrier reaches values $U = 125, 250, 500, \text{ or } 1000$ (full lines from the left to the right). These values correspond to stationary barriers at forces of order $f \sim 10^{-6} \ll f_{\text{max}}$. Starting from these barrier heights at $t = 0$, the force is switched on up to f_{max} linearly during $t_{\text{sweep}} = 10^{10}$. Initially the barriers decrease extremely slowly and then faster and faster, until $U(t) \approx U_{\text{st}}(f(t))$. This again leads to a threshold-like onset of motion from an effectively pinned state to a state, where the manifold moves with the velocity $v(t)$ located on the stationary creep VFC. As we increase barriers $U(t)$ reflecting the growing waiting time at $f = 0$, the threshold force $f_{\text{th}}(t)$ shifts upwards to larger values. Note the striking similarity of the obtained hysteretic threshold-like onset of motion to the hysteretic switching that has been observed in recent experiments on high-temperature superconductors [3].

In conclusion, we have presented a simple phenomenological model of elastic manifold driven through quenched disorder which displays hysteretic dynamic behavior. Dynamic freezing of the system into deep metastable states at zero driving force leads to a threshold-like onset of motion at the threshold force $f(t_w)$ growing with the waiting time t_w at $f = 0$. It is important to note that the presented threshold dynamics is *different* from the usual depinning transition at *zero* temperature. The threshold-like onset of motion demonstrated here is specific to finite temperatures and occurs well below the depinning transition. It would be interesting to perform a systematic study of the threshold dynamics in the vicinity of the melting transition, where this dynamic hysteresis interferes with the static hysteresis of melting proposed in [9].

We thank G. W. Crabtree, A. E. Koshelev, W. K. Kwok, and U. Welp for stimulating discussions. This work was supported from Argonne National Laboratory through the U.S. Department of Energy, BES-Material Sciences, under contract No. W-31-109-ENG-38 and by the NSF-Office of Science and Technology Centers under contract No. DMR91-20000 Science and Technology Center for Superconductivity.

-
- [1] G. Blatter *et al.*, Rev. Mod. Phys. **66**, 1125 (1994).
 [2] W.K. Kwok *et al.*, Phys. Rev. Lett. **73**, 2614 (1994)
 [3] J.A. Fendrich *et al.*, preprint (1996).

- [4] A. Zettl and G. Grüner, Phys. Rev. B **26**, 2298 (1982).
 [5] S. Bhattacharya and M. J. Higgins, Phys. Rev. Lett., **70**, 2617 (1993); S. N. Coppersmith, Phys. Rev. Lett. **65**, 1044 (1990); A. E. Koshelev and V. M. Vinokur, Phys. Rev. Lett., **73**, 3580 (1994).
 [6] A.I. Larkin Sov. Phys. JETP **31**, 784 (1970) [Zh. Eksp. Teor. Fiz. **58**, 1466 (1970)].
 [7] D.A. Huse and C.L. Henley, Phys. Rev. Lett. **54**, 2708 (1984);
 [8] L.B. Ioffe and V.M. Vinokur J. Phys. C **20**, 6149 (1987).
 [9] V.B. Geshkenbein, L.B. Ioffe, and A.I. Larkin, Phys. Rev. B **48**, 9917 (1993).
 [10] T. Nattermann, Phys. Rev. Lett. **64**, 2454 (1990).

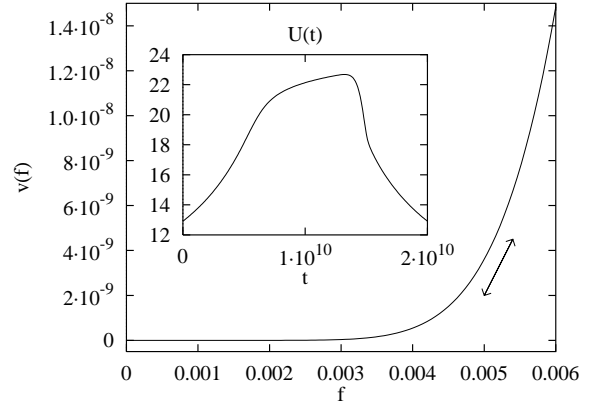


FIG. 2. The driving force is swept down from $f = 6 \cdot 10^{-3}$ to $f = 0$ with constant rate in time $t = 10^{10}$. Then it is immediately swept up again with the same rate. Initially $U = U_{\text{st}}(f)$ is supposed. Inset: $U(t)$ during sweep down for $0 < t < 10^{10}$ and during subsequent sweep up for $10^{10} < t < 2 \cdot 10^{10}$. Main plot: $v(f)$ shows no noticeable hysteresis.

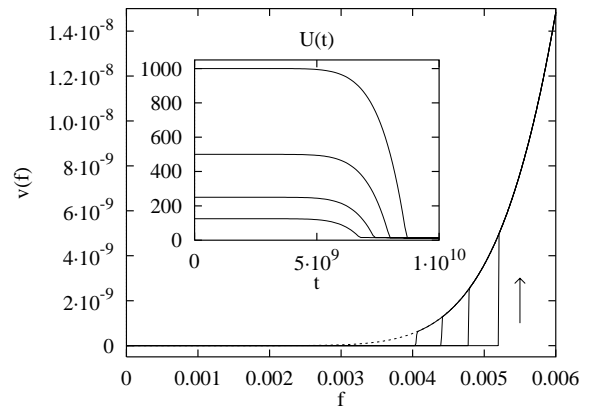


FIG. 3. The driving force is swept up from $f = 0$ to $f = 6 \cdot 10^{-3}$ with constant rate in a time $t = 10^{10}$. Different initial conditions are used, see text. Inset: Time evolution of $U(t)$. The larger U initially, the later it comes down to the stationary value. Main plot: $v(t)$ versus $f(t)$. The larger U initially, the later v jumps up to the stationary VFC (dashed line).