

# An Extension of the Characteristic Angle Method to the Easy-plane Spin- $\frac{3}{2}$ Ferromagnet

Lei Zhou and Ning Xie

*Department of Physics, Fudan University, Shanghai 200433, P. R. China*

Ruibao Tao

*Center for Theoretical Physics, Chinese Center of Advanced Science and Technology  
(World Laboratory) , P. O. Box 8730, Beijing 100080, China  
and Department of Physics, Fudan University, Shanghai 200433, P. R. China*

**Keywords:** characteristic angle, easy-plane, single-ion, spin- $\frac{3}{2}$

## Abstract

The Characteristic Angle (CA) method [Lei Zhou and Ruibao Tao, J. Phys. A **27** 5599] developed previously for the easy-plane spin-1 magnetic systems has been successfully extended to the spin- $\frac{3}{2}$  case. A compact form of the CA spin- $\frac{3}{2}$  operator transformation is given, then the ground state energy, the magnon dispersion relation and the spontaneous magnetization are discussed for an easy-plane spin- $\frac{3}{2}$  ferromagnet by using the CA method. Comparisons with the old theoretical methods are made in the end.

# 1 Introduction

“Easy-plane” single-ion anisotropy ( $D(S_i^x)^2, D > 0$ ) is very popular in magnetic systems with spin greater than one half, and such systems have been attracting much attention for years [1-11]. On theoretical side, the spin-wave excitations in such systems are very difficult to handle caused by the off-diagonal terms introduced by the “easy-plane” single-ion anisotropy term. Actually, many straightforward methods which are good to deal with the “easy-axis” single-ion anisotropy ( $D(S_i^x)^2, D < 0$ ) are usually found to be invalid for the “easy-plane” magnetic systems no matter how weak the anisotropy parameter  $D$  will be [4,11-13]. For example, applying the Holstein-Primakoff (H-P) transformation [12] naively to study the magnon excitations in the easy-plane magnetic systems must lead to an imaginary value for the energy of the “ $k=0$ ” mode [4,11], and introducing a vector rotation of the spins in the XZ plane to optimize the spontaneous magnetized direction is also helpless [13] - the excitation energy in a harmonic approximation under such an approach will either be negative or be imaginary. In fact, caused by the off-diagonal terms ( $D((S_i^+)^2 + (S_i^-)^2)$ ) in the Hamiltonian introduced by the single-ion anisotropic terms, the proper eigenstate of the Hamiltonian must be a mixture of the single-site spin states  $|n\rangle$  with  $|n+2\rangle$  and  $|n-2\rangle$  [3,4]. Such a spin-states mixing effect is very significant in the present “easy-plane” case, as the result, an ordinary method which fails to consider such an effect must be invalid for such systems. The matching of matrix elements (MME) method is one possible way to take this effect into account perturbatively [3,4], and many applications of this method have been implemented in a first order approximation of the anisotropy term [3-7]. Some numerical methods had also been developed for the easy-plane spin-1 ferromagnetic systems where the authors had considered the spin-states mixing effect [9-10]. Recently, a new method - the characteristic angle (CA) method was developed successfully for the easy-plane spin-1 magnetic systems [1], in which the spin operators are transformed to a new set of quasi-spin operators which have taken account of the spin-states mixing effect by a variation parameter - the characteristic angle (CA). The ground state properties of an easy-plane spin-1 ferromagnet, such as the ground state energy, the spontaneous magnetization and the magnon dispersion relation, are more reasonable in the CA approach than those in the MME method [1]. The induced magnetization of the easy-plane spin-1 ferromagnet has also been studied based on such an approach [11].

In this paper, we would like to extend the CA method to the easy-plane spin- $\frac{3}{2}$  magnetic systems. Although the main idea has been proposed in Ref. 1, an extension of this approach to larger spin case is still nontrivial because the extension makes it possible to study the magnetic systems with single-ion anisotropy in larger spin case. Actually, the extension is not very easy because the number of the variation parameters will increase and the expression of the CA transformation will become more complicated than that in spin-1 case. This paper is organized as follows. After diagonalizing the single-site Hamiltonian part, we derive the CA spin operator transformation for  $S = \frac{3}{2}$  case successfully in Section 2, then we present the main physical results for an easy-

plane spin- $\frac{3}{2}$  ferromagnet using the CA method in Section 3, and the comparisons with the MME method and other methods are made thereafter. Finally, conclusions are outlined in Section 4.

## 2 Characteristic Angle transformation for $S = \frac{3}{2}$

The Hamiltonian of an easy-plane spin- $\frac{3}{2}$  ferromagnet can be given as

$$H = -J \sum_{(i,j)} \mathbf{S}_i \bullet \mathbf{S}_j + D \sum_i (S_i^x)^2 - h \sum_i S_i^z, \quad (1)$$

where  $(i, j)$  means summation restricted on the nearest-neighbor pairs. The spin vectors are forced into the YZ plane by the anisotropy term ( $D > 0$ ), so that the spontaneous magnetized direction must be in the YZ plane. Without loosing any generality, the Z direction is chosen to be the spontaneous magnetized direction and an external magnetic field  $h$  will be applied along the Z direction which will be set to zero in the end.

Following Ref. 1, let us start from diagonalizing the single-site part of the Hamiltonian.

The matrix form of the single-site Hamiltonian  $D(S^x)^2 - hS^z$  in the  $S^z$  representation is found to be

$$\mathcal{A} = \begin{pmatrix} \frac{3}{4}D - \frac{3}{2}h & 0 & \frac{\sqrt{3}}{2}D & 0 \\ 0 & \frac{7}{4}D - \frac{1}{2}h & 0 & \frac{\sqrt{3}}{2}D \\ \frac{\sqrt{3}}{2}D & 0 & \frac{7}{4}D + \frac{1}{2}h & 0 \\ 0 & \frac{\sqrt{3}}{2}D & 0 & \frac{3}{4}D + \frac{3}{2}h \end{pmatrix} \quad (2)$$

where the matrix elements are defined by  $\mathcal{A}_{mn} = \langle m | D(S^x)^2 - hS^z | n \rangle$  in which the bases  $|m\rangle$  are the complete set of eigenstates of operator  $S^z$  with eigenvalues  $(\frac{3}{2}, \frac{1}{2}, -\frac{1}{2}, -\frac{3}{2})$ .

A new representation can be defined as follows, in which the complete set of bases  $|\tilde{m}\rangle$  are related to the old ones by the following orthogonal transformation:

$$|\tilde{m}\rangle = \sum_n |n\rangle \mathcal{P}_{nm}, \quad (3)$$

$$\mathcal{P} = \begin{pmatrix} \cos \theta_1 & 0 & \sin \theta_1 & 0 \\ 0 & \cos \theta_2 & 0 & -\sin \theta_2 \\ -\sin \theta_1 & 0 & \cos \theta_1 & 0 \\ 0 & \sin \theta_2 & 0 & \cos \theta_2 \end{pmatrix}. \quad (4)$$

Then, after the transformation, the matrix form of the operator  $D(S^x)^2 - hS^z$  in the new representation  $|\tilde{m}\rangle$  will be

$$\tilde{\mathcal{A}} = \mathcal{P}^T \mathcal{A} \mathcal{P}. \quad (5)$$

It is easy to check that only when

$$\tan 2\theta_1 = \frac{\sqrt{3}D}{D+2h}, \quad (6)$$

$$\tan 2\theta_2 = \frac{\sqrt{3}D}{D-2h}, \quad (7)$$

the matrix  $\tilde{\mathcal{A}}$  can be exactly diagonalized with the following eigenvalues

$$\begin{cases} \lambda_1 = -\frac{3}{2}D - \frac{1}{2}h - \sqrt{D^2 + h^2 + Dh} \\ \lambda_2 = -\frac{3}{2}D + \frac{1}{2}h + \sqrt{D^2 + h^2 - Dh} \\ \lambda_3 = -\frac{3}{2}D - \frac{1}{2}h + \sqrt{D^2 + h^2 + Dh} \\ \lambda_4 = -\frac{3}{2}D + \frac{1}{2}h - \sqrt{D^2 + h^2 - Dh} \end{cases} \quad (8)$$

Since the orthogonal transformation  $\mathcal{P}$  can exactly diagonalize the single-site part of Hamiltonian, then if we apply this transformation to the total Hamiltonian (1), we can expect to get a reasonable representation of the easy-plane spin- $\frac{3}{2}$  ferromagnet after selecting appropriate values of the parameters  $\theta_1, \theta_2$  by the variation method.

However, for the sake of simplification in this paper, we will only study the easy-plane spin- $\frac{3}{2}$  ferromagnet in zero external magnetic field here (in another word,  $h = 0$ ), then the two variation parameters  $\theta_1$  and  $\theta_2$  should be the same. In fact, since the Z direction is not specified in Hamiltonian (1), the state that all spins are at  $|\frac{3}{2}\rangle$  and the state that all spins are at  $|- \frac{3}{2}\rangle$  will give the same physical results. So, from the definition of the transformation  $\mathcal{P}$  (Eq. (4)), we may easily obtain  $\theta_1 = \theta_2 = \theta$ . Of cause, if an external magnetic field  $h$  is applied, the two parameters may not be the same and things are somewhat complicated then.

In order to investigate how the transformation acts on the exchange interactions, we should first study how the transformation acts on the spin operators. The matrix form of the spin operator  $S^+$  in the old  $S^z$  representation is

$$(S^+) = \begin{pmatrix} 0 & \sqrt{3} & 0 & 0 \\ 0 & 0 & 2 & 0 \\ 0 & 0 & 0 & \sqrt{3} \\ 0 & 0 & 0 & 0 \end{pmatrix}. \quad (9)$$

After the orthogonal transformation, the matrix form of operator  $S^+$  in the new representation is found to be

$$(\tilde{S}^+) = \mathcal{P}^T (S^+) \mathcal{P} = \begin{pmatrix} 0 & \sqrt{3} \cos 2\theta & 0 & -\sqrt{3} \sin 2\theta \\ -\sin 2\theta & 0 & \sin 2\theta & 0 \\ 0 & \sqrt{3} \sin 2\theta & 0 & \sqrt{3} \cos 2\theta \\ 2 \sin^2 \theta & 0 & -\sin 2\theta & 0 \end{pmatrix}. \quad (10)$$

Now we may understand this transformation in another way: suppose the complete bases  $|m\rangle$  are maintained unchanged, instead the spin operators are transformed to

new ones by an unitary transformation. Noticing some matrix identities for spin- $\frac{3}{2}$  operators such as

$$\begin{pmatrix} \sin(\pi S^z) \end{pmatrix} = \begin{pmatrix} -1 & 0 & 0 & 0 \\ 0 & 1 & 0 & 0 \\ 0 & 0 & -1 & 0 \\ 0 & 0 & 0 & 1 \end{pmatrix}, \quad (11)$$

and

$$\begin{pmatrix} (S^+)^3 \end{pmatrix} = \begin{pmatrix} 0 & 0 & 0 & 6 \\ 0 & 0 & 0 & 0 \\ 0 & 0 & 0 & 0 \\ 0 & 0 & 0 & 0 \end{pmatrix}, \quad (12)$$

we can easily get the following spin-operator transformation:

$$\begin{aligned} P^\dagger S^+ P = \tilde{S}^+ &= \frac{1}{2} \cos 2\theta [1 + \sin(\pi S^z)] S^+ + \frac{1}{4} \sin 2\theta [1 - \sin(\pi S^z)] S^+ \\ &\quad - \frac{\sqrt{3}}{3} \sin 2\theta S^- [1 + \sin(\pi S^z)] + \frac{\sqrt{3}}{2} \sin 2\theta S^- [1 - \sin(\pi S^z)] \\ &\quad - \frac{\sqrt{3}}{6} \sin 2\theta (S^+)^3 + \frac{1}{3} \sin^2 \theta (S^-)^3, \end{aligned} \quad (13)$$

$$\begin{aligned} P^\dagger S^- P = \tilde{S}^- &= \frac{1}{2} \cos 2\theta S^- [1 + \sin(\pi S^z)] + \frac{1}{4} \sin 2\theta S^- [1 - \sin(\pi S^z)] \\ &\quad - \frac{\sqrt{3}}{3} \sin 2\theta [1 + \sin(\pi S^z)] S^+ + \frac{\sqrt{3}}{2} \sin 2\theta [1 - \sin(\pi S^z)] S^+ \\ &\quad - \frac{\sqrt{3}}{6} \sin 2\theta (S^-)^3 + \frac{1}{3} \sin^2 \theta (S^+)^3, \end{aligned} \quad (14)$$

$$P^\dagger S^z P = \tilde{S}^z = \frac{1}{2} [\tilde{S}^+, \tilde{S}^-]_-. \quad (15)$$

Eqs. (13)-(15) are just the Characteristic Angle (CA) spin operator transformation for the spin- $\frac{3}{2}$  case, and  $\theta$  is the Characteristic Angle (CA) which is actually a variation parameter determined later by minimizing the ground state energy. The transformed spin operators, so called CA spin operators ( $\tilde{S}^\pm, \tilde{S}^z$ ), obey all the spin- $\frac{3}{2}$  operator's commutation rules. The proof of the above CA transformation is straightforward. One may only write out the matrix form of the CA spin operator  $\tilde{S}^+$  (Eq. (13)) in the ordinary  $|m\rangle$  representation, then can find out it is the same as the matrix on the right side of Eq. (10). This means the CA transformation for the spin operators is actually equivalent to the orthogonal transformation for the spin space. Furthermore, since an orthogonal transformation does not affect the commutation relations for matrices, and since the matrix form of the CA spin operator is related to the matrix form of the original spin operator by an orthogonal transformation, the CA spin operator ( $\tilde{S}^\pm, \tilde{S}^z$ ) must obey all the spin- $\frac{3}{2}$  operators' commutation rules.

By the way, although it seems possible to obtain the CA transformations for arbitrary spin case following the method described in this section, however, a closed form of

the CA transformation is not easy to derive for larger spin case because more variation parameters will be needed then. An extension of this method to the general case is very difficult.

### 3 Results and Comparisons

In order to study the ground state properties and the low-lying excitations for such a system, the H-P transformation is introduced for the spin- $\frac{3}{2}$  operators:

$$S_i^z = \frac{3}{2} - a_i^+ a_i, \quad (16)$$

$$S_i^+ = \sqrt{3 - a_i^+ a_i} a_i, \quad (17)$$

$$S_i^- = a_i^+ \sqrt{3 - a_i^+ a_i}. \quad (18)$$

Applying the above H-P transformation, we can obtain the Bose expansions for CA spin- $\frac{3}{2}$  operators.

However, there exist another straightforward method to determine the first several order terms of the Bose expansions for the CA spin operators. We will consider  $\tilde{S}^+$  as an example. After transforming the Hilbert space of spin operator to that of the Bose operator, the vacuum state of Bose operator  $|0\rangle_B$  is defined to be the spin state  $|\frac{3}{2}\rangle_S$ , and the excited Bose states  $|1\rangle_B, |2\rangle_B, |3\rangle_B$  are the corresponding spin states:  $|\frac{1}{2}\rangle_S, |-\frac{1}{2}\rangle_S, |-\frac{3}{2}\rangle_S$ , respectively (The subscript B and S are used to denote the Bose state and the spin state, respectively). Other Bose states such as  $|n\rangle_B, n > 3$  are unphysical states. In physical space, the matrix forms of some lower order Bose expansion can be written out readily:

$$\begin{pmatrix} a \end{pmatrix} = \begin{pmatrix} 0 & 1 & 0 & 0 \\ 0 & 0 & \sqrt{2} & 0 \\ 0 & 0 & 0 & \sqrt{3} \\ 0 & 0 & 0 & 0 \end{pmatrix}, \quad (19)$$

$$\begin{pmatrix} a^2 \end{pmatrix} = \begin{pmatrix} 0 & 0 & \sqrt{2} & 0 \\ 0 & 0 & 0 & \sqrt{6} \\ 0 & 0 & 0 & 0 \\ 0 & 0 & 0 & 0 \end{pmatrix}, \quad (20)$$

etc. Then from the matrix form of the operator  $\tilde{S}^+$  (Eq. (10)), it is very easy to write out the first order terms of CA spin operator  $\tilde{S}^+$ :

$$\tilde{S}^+ = \sqrt{3} \cos 2\theta a - \sin 2\theta a^+ + \dots \quad (21)$$

The Bose expansion of  $\tilde{S}^z$  can be similarly derived as:

$$\tilde{S}^z = \frac{3}{2} - 2 \sin^2 \theta - a^+ a + \frac{\sqrt{2}}{2} \sin 2\theta (a^{+2} + a^2) + \dots \quad (22)$$

Other terms can be obtained easily.

Applying the CA transformation to Hamiltonian (1), we get

$$\tilde{H} = -J \sum_{(i,j)} \tilde{\mathbf{S}}_i \bullet \tilde{\mathbf{S}}_j + D \sum_i (\tilde{S}_i^x)^2. \quad (23)$$

The transformed Hamiltonian  $\tilde{H}$  must have the same eigenvalues with the original one since the transformation is an orthogonal one.

Then we can apply the H-P transformation to the Hamiltonian Eq. (23) keeping a harmonic approximation. We get

$$\tilde{H} = U_0 + H_2 + \dots \quad (24)$$

$$U_0 = [-JZ(\frac{3}{2} - 2\sin^2\theta)^2 + (\frac{7D}{4} - D\cos^2\theta - \frac{\sqrt{3}}{2}D\sin 2\theta)]N, \quad (25)$$

$$\begin{aligned} H_2 = & J \sum_{(i,j)} \{(3 - 4\sin^2\theta)[a_i^+ a_i - \frac{\sqrt{2}}{2}\sin 2\theta((a_i^+)^2 + (a_i)^2)] \\ & - [(3\cos^2 2\theta + \sin^2 2\theta)a_i^+ a_j + \sqrt{3}\sin 2\theta \cos 2\theta(a_i^+ a_j^+ + a_i a_j)]\} \\ & + D \sum_i \{ \frac{\sqrt{2}}{2}(\frac{\sqrt{3}}{2}\cos 2\theta - \frac{1}{2}\sin 2\theta)[(a_i^+)^2 + (a_i)^2] \\ & + (\sqrt{3}\sin 2\theta + \cos 2\theta) a_i^+ a_i \}. \end{aligned} \quad (26)$$

Taking a Fourier transformation to the momentum  $\mathbf{k}$  space, we get the following Hamiltonian:

$$\tilde{H} = U_0 + \sum_k A_k a_k^+ a_k + \sum_k B_k (a_k^+ a_{-k}^+ + a_k a_{-k}) + \dots \quad (27)$$

$$\begin{aligned} A_k = & JZ(3 - 4\sin^2\theta) - JZ(3\cos^2 2\theta + \sin^2 2\theta)\gamma_k \\ & + \sqrt{3}D\sin 2\theta + D\cos 2\theta, \end{aligned} \quad (28)$$

$$\begin{aligned} B_k = & \frac{\sqrt{2}}{2}[-JZ(3 - 4\sin^2\theta)\sin 2\theta + \frac{\sqrt{3}}{2}D\cos 2\theta - \frac{1}{2}D\sin 2\theta] \\ & + JZ\sqrt{3}\sin 2\theta \cos 2\theta \gamma_k, \end{aligned} \quad (29)$$

where

$$\gamma_k = \frac{1}{Z} \sum_{\delta} \exp(i\mathbf{k} \cdot \mathbf{r}), \quad (30)$$

in which the  $\delta$  summation runs over the  $Z$  nearest-neighbor sites of a given site.

The approximate Hamiltonian Eq. (27) can be diagonalized by a Bogolyubov transformation,

$$\tilde{H} = E_0 + \sum_k \epsilon_k \alpha_k^+ \alpha_k + \dots \quad (31)$$

$$E_0 = U_0 - \frac{1}{2} \sum_k A_k + \frac{1}{2} \sum_k \sqrt{A_k^2 - 4B_k^2}, \quad (32)$$

$$\epsilon_k = \sqrt{A_k^2 - 4B_k^2}. \quad (33)$$

The spontaneous magnetization for the easy-plane spin- $\frac{3}{2}$  ferromagnet in the harmonic approximation can be derived as:

$$M_0 = \langle 0 | \tilde{S}^z | 0 \rangle = 2 - 2 \sin^2 \theta - \frac{1}{N} \sum_k \frac{\frac{1}{2} A_k + \sqrt{2} \sin 2\theta B_k}{\sqrt{A_k^2 - 4B_k^2}}. \quad (34)$$

As we know, the value of variation parameter  $\theta$  should be determined by minimizing the ground state energy  $E_0$ . An analytical expression of  $\theta$  with respect to the anisotropy parameter seems very difficult to obtain, however, an expansion in  $d = D/JZ$  can be determined order by order. As a first step, suppose  $d$  is very small so that  $\theta$  is also small, then by minimizing the ground state energy keeping only the first order terms in  $d$ , we obtain the following equation:

$$\begin{aligned} \frac{d}{d\theta} E &\simeq \frac{d}{d\theta} U_0 = -2JZ \sin 4\theta - (2JZ + D) \sin 2\theta + \sqrt{3}D \cos 2\theta \\ &\simeq -2JZ \cdot 4\theta - 2JZ \cdot 2\theta + \sqrt{3}D = 0, \end{aligned} \quad (35)$$

then,

$$\theta \simeq \frac{\sqrt{3}}{12} d. \quad (36)$$

Applying this solution into Eqs. (21)-(22), it is easy to obtain

$$\tilde{S}^+ = \sqrt{3}a - \frac{\sqrt{3}}{6}d a^+ \dots \quad (37)$$

$$\tilde{S}^- = \sqrt{3}a^+ - \frac{\sqrt{3}}{6}d a \dots \quad (38)$$

$$\tilde{S}^z = \frac{3}{2} - a^+ a + \frac{\sqrt{6}}{12}d(a^{+2} + a^2) \dots, \quad (39)$$

then from Eqs. (32)-(33), we get the ground state energy and the magnon dispersion relation as following:

$$E_0 = -JZN\left(\frac{15}{4} - \frac{1}{4}d\right) - \frac{1}{2}JZ \sum_k \sqrt{[3(1 - \gamma_k) + d]^2 - (d\gamma_k)^2}, \quad (40)$$

$$\epsilon_k = JZ \sqrt{[3(1 - \gamma_k) + d]^2 - (d\gamma_k)^2}. \quad (41)$$

It is easy to check that  $\epsilon_k \rightarrow 0$  when  $k \rightarrow 0$ .

Comparing the transformation Eqs. (37)-(39) and the results Eqs. (40)-(41) to those of the MME method which are obtained in a first order approximation of  $d$  [4,6], we are interested to find that they are exactly the same.

In the case of large anisotropy  $d$ , the first order approximation is not enough, numerical calculation must be required. We have studied a simple-cubic lattice in the present



paper, the characteristic angle  $\theta$ , the ground state energy  $E_0$  and the spontaneous magnetization  $M$  have been shown in figures 1-3 as functions of the anisotropy parameter  $D/JZ$ . The most interesting thing is that the easy-plane spin- $\frac{3}{2}$  ferromagnet does not exhibit a phase transition from the ferromagnetic phase to the non-ferromagnetic one as  $D/JZ$  is enlarged (figure 3). This is quite different from the spin-1 systems [1,9]. Actually, when  $D \gg JZ$ , the single-ion term is dominant. In this case, one may find from Eqs. (6)-(7) that  $\theta = \pi/6$ . According to Eq. (22), we get: when  $D \gg JZ$ ,  $M \rightarrow 1$ . However, in spin-1 systems, one may find that when  $D > D_c (< 4JZ)$ ,  $M \rightarrow 0$  [1,9].

In the remaining part of this section, we will compare the CA method with the MME method and other old methods in details. The total Hamiltonian of an easy-plane spin- $\frac{3}{2}$  ferromagnet can be divided into two parts:

$$H = -J \sum_{(i,j)} (S_i^z S_j^z + S_i^+ S_j^-) + D \sum_i (S_i^x)^2 = H_0 + H_{int} + const. \quad (42)$$

$$H_0 = -2JZS \sum_i S_i^z + D \sum_i (S_i^x)^2, \quad (43)$$

$$H_{int} = -J \sum_{(i,j)} [S_i^+ S_j^- + (S_i^z - S)(S_j^z - S)]. \quad (44)$$

The main question in such systems is to find a best “starting point” to perform the spin waves calculation. It is just because the “starting point” are chosen unreasonably that the methods mentioned in the introduction are invalid for the easy-plane magnetic systems [4,11-13]. For example, the “starting point” in H-P transformation method is the ordinary ferromagnetic state that all spins are aligned parallel to each other, however, this “starting point” does not consider the spin-states mixing effect at all so that it must be unreasonable.

According to the MME method [4], the “starting point” is the ferromagnetic state in the diagonalized representation of Hamiltonian  $H_0$  (Eq. (43)). Treating the anisotropy term  $D(S_i^x)^2$  as a perturbation, the Hamiltonian  $H_0$  can be diagonalized in terms of  $d = D/JZ$  order by order. Based on this, the spin-Bose transformation was applied to the total Hamiltonian to study the magnetic properties of the system. In such an approach, it should be noted that the  $H_{int}$  part of the Hamiltonian has been neglected when determining the “starting point”, so this approximation may be valid only when the anisotropy is very small.

However, we believe that the “starting point” in the CA approach will be more reasonable because the  $H_{int}$  has also been taken into account when determining the “starting point”. As we can see in this paper, the CA transformation is applied to the total Hamiltonian and  $\theta$  is determined by minimizing the total ground state energy  $E_0$  (Eq. (32)). Actually,  $H_{int}$  has been considered through its contribution to  $E_0$ . Since  $H_{int}$  will contribute the second order terms in  $d$  to the ground state energy  $E_0$ , it is very easy to understand that the CA method gives the same physical results as

the MME method in the first order approximation of  $d$  which has been demonstrated in the present work. However, for large  $d$  case when higher order terms in  $d$  should be considered, the CA method may give more accurate results than the MME method because the CA method has considered more contribution than the MME method when choosing the “starting point”.

Of cause, the CA method can only deal with the spin-1 and the spin- $\frac{3}{2}$  cases at present time, however, the MME method can deal with arbitrary spin case perturbatively.

## 4 Conclusions

In this paper, we have successfully extended the characteristic angle method to the easy-plane spin- $\frac{3}{2}$  magnetic systems. Based on the diagonalization of the single-site part of the Hamiltonian, a compact form of the CA transformation for the spin- $\frac{3}{2}$  operators has been derived, in which the spin-states mixing effect is considered automatically by the variation parameters. After applying the CA transformation and the H-P spin-Bose transformation, a model Hamiltonian which has the same eigenvalues with the original Hamiltonian is presented by the Bose operators. Bogolyubov transformation is applied to diagonalize the Hamiltonian in harmonic approximation, and the variation parameter CA is determined by minimizing the ground state energy. Analytical results of the magnetic properties are obtained in a first order approximation of  $d = D/JZ$  which are found to recover the MME method. Numerical calculations are carried out in large  $d$  case for the easy-plane spin- $\frac{3}{2}$  ferromagnet, and detailed comparisons with the MME method and other methods are made in the end. We find that the CA method has considered more contributions than the MME method and other methods for the spin-1 and spin- $\frac{3}{2}$  easy-plane magnetic systems.

## Acknowledgments

This research is supported by National Science Foundation of China and the National Education Commission under the grant for training Ph.Ds.

## References

- [1] Lei Zhou and Ruibao Tao, J. Phys. A: Math and Gen. **27** (1994) 5599.
- [2] *Crystalline Electric Field and Structure Effect in f-Electron Systems*, edited by Crow J E, Gruertin R P, and Mihalisin T W (Plenum, New York, 1980)
- [3] Lindgård P-A and Danielsen O, J. Phys. C: Solid St. Phys. **7** (1974) 1523.
- [4] Lindgård P-A and Kowalska A, J. Phys. C: Solid St. Phys. **9** (1976) 2081.
- [5] Cooke J F and Lindgård P-A, Phys. Rev. **B16** (1977) 408; J. Appl. Phys. **49** (1978) 2136.
- [6] U Balucani, M G Pini, A Rettori and V Tognetti J. Phys. C: Solid St. Phys. **13** (1980) 3895.
- [7] Rastelli E and Lindgård P-A, 1979 J. Phys. C: Solid St. Phys. **12** (1979) 1899.
- [8] Sudha Gopalan and M. G. Cottam, Phys. Rev. **B 42** No. 1 (1990) 624.
- [9] C. F. Lo, K. K. Pan and Y. L. Wang, J. Appl. Phys. **70** (10) (1991) 6080.
- [10] K. K. Pan and Y. L. Wang, J. Appl. Phys. **73** (10) (1993) 6099.
- [11] Lei Zhou and Ruibao Tao, Phys. Letts. A **214** No. 3,4 (1996) 199.
- [12] T. Holstein and H. Primakoff, Phys. Rev. **59** (1940) 1098.
- [13] A. K. Battacharjee, B. Coqblin, R. Jullien, M. Plischke, D. Zobin and M. J. Zuckermann, J. Phys. F **8** (1978) 1793.

**Captions:**

Figure 1: Value of the characteristic angle as the function of the anisotropy parameter.

Figure 2: The ground state energy as the function of the anisotropy parameter.

Figure 3: The spontaneous magnetization as the function of the anisotropy parameter.

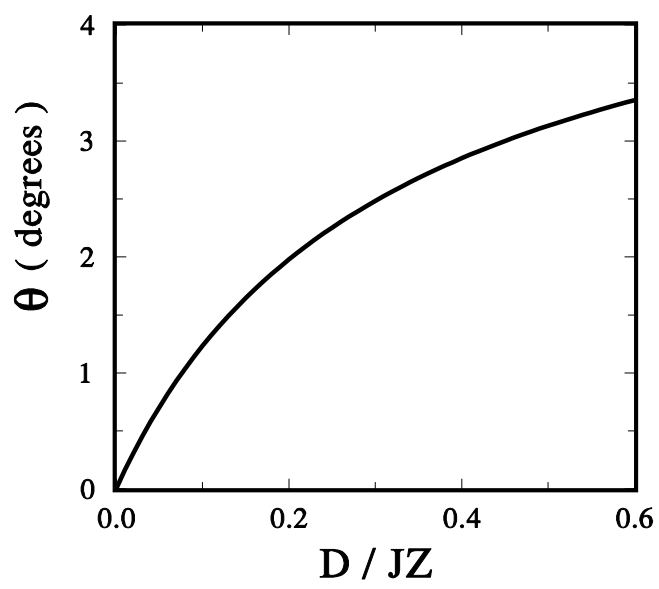


FIG. 1

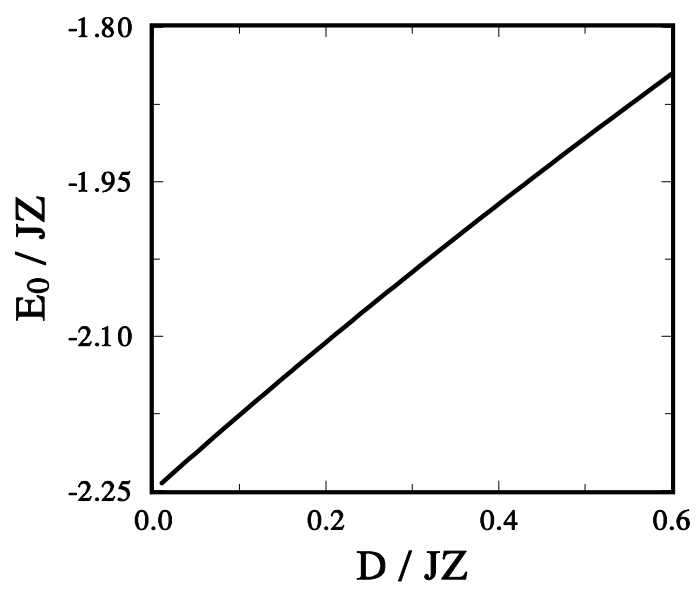


FIG. 2

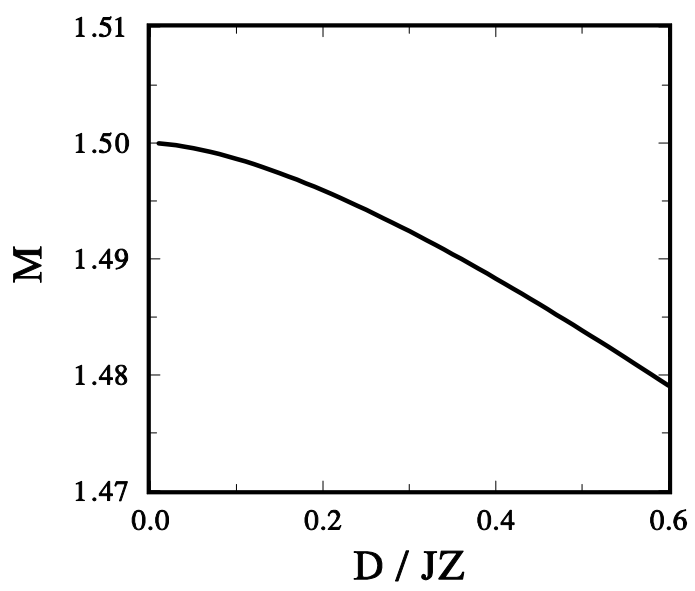


FIG. 3