

Semi-Phenomenological Analysis of Dynamics of Nonlinear Excitations in One-Dimensional Electron-Phonon System

Makoto KUWABARA ¹, Akira TERAI* and Yoshiyuki ONO

*Department of Physics, Toho University,
Miyama 2 - 2 - 1, Funabashi, Chiba 274, Japan*

**Department of Physics, Kitasato University
Kitasato 1-15-1, Sagami-hara, Kanagawa 228, Japan*

abstract

The structure of moving nonlinear excitations in one-dimensional electron-phonon systems is studied semi-phenomenologically by using an effective action in which the width of the nonlinear excitation is treated as a dynamical variable. The effective action can be derived from Su, Schrieffer and Heeger's model or its continuum version proposed by Takayama, Lin-Liu and Maki with an assumption that the nonlinear excitation moves uniformly without any deformation except the change of its width. The form of the action is essentially the same as that discussed by Bishop and coworkers in studying the dynamics of the soliton in polyacetylene, though some details are different. For the moving excitation with a velocity v , the width is determined by minimizing the effective action. A requirement that there must be a minimum in the action as a function of its width provides a maximum velocity. The velocity dependence of the width and energy can be determined. The motions of a soliton in polyacetylene and an acoustic polaron in polydiacetylene are studied within this formulation. The obtained results are in good agreement with those of numerical simulations.

¹Present address: Fundamental Physics Section, Physical Science Division, Electrotechnical Laboratory, Umezono 1-1-4, Tsukuba, Ibaraki 305, Japan

1 Introduction

It is generally accepted that dynamical behaviors of nonlinear excitations in one-dimensional electron-phonon systems such as conjugated polymers play an important role in determining physical properties of those systems. [1] The motions of the nonlinear excitations have been studied by analytic methods [2, 3] and by numerical simulations. [4, 5, 6, 7] In recent papers, [8, 9, 10, 11, 12] using Su, Schrieffer and Heeger's (SSH) model [13] modified to include an external electric field, we have investigated the dynamics of a charged soliton in polyacetylene by numerical simulations in the presence of an electric field. We have found the following results: i) The soliton has a saturation velocity of about four times the sound velocity. [6, 8] ii) The width of the soliton decreases as the soliton velocity increases. [9] Furthermore, the time dependence of the width determined from the spatial variation of the bond order parameter involves an oscillatory component, which is related to the amplitude mode around the soliton. [12] iii) The overall behavior of the total energy of the system as a function of the soliton velocity v is well expressed as

$$\Delta\varepsilon_{\text{tot}}(v) = -(M_s v_m^2/2) \ln(1 - v^2/v_m^2) \quad (1)$$

with $\Delta\varepsilon_{\text{tot}}(v) = \varepsilon_{\text{tot}}(v) - \varepsilon_{\text{tot}}(0)$, where v_m is the maximum velocity and M_s the soliton effective mass of about four times the bare electron mass. [10]

Bishop and coworkers [6] also have studied the dynamics of the soliton with numerical simulations and shown the saturation of the soliton velocity whose value is in rough agreement with our numerical result. Furthermore they have given a phenomenological explanation for the saturation mechanism that the time necessary for an ion group on a lattice point to respond to the reverse of the dimerization pattern caused by the soliton translation can not be shorter than the characteristic time of the lattice vibrations, ω_0^{-1} . Here ω_0 is the renormalized optical phonon frequency. Alternatively they have explained the saturation by another independent method. According to that method, the width ξ of the soliton moving with a velocity v is determined by minimizing an effective action. A requirement that the action must have an minimum as a function of ξ provides the saturation (maximum) velocity.

In this paper, we reconsider the phenomenological method for describing the structure of moving nonlinear excitations in one-dimensional electron-

phonon systems by using the effective action originally proposed by Bishop and coworkers. This method is applicable not only to the soliton in polyacetylene but also to a polaron or other nonlinear excitations in conjugated polymers. The effective action is made up of a potential energy part and a kinetic one, and the width of the nonlinear excitation is regarded as a dynamical variable. The potential energy is defined by the energy of a static nonlinear excitation for each value of the width. Both parts are calculated numerically or analytically by using the SSH model [13] or its continuum version, *e.g.* Takayama, Lin-Liu, and Maki's (TLM) model in the case of the soliton in polyacetylene. [14] Using the effective action, we determine the saturation velocity, the relation between the velocity and the width, and the velocity dependence of the energy of the nonlinear excitations. We concentrate on the dynamics of a soliton in polyacetylene and of an acoustic polaron in polydiacetylene. [15] The latter is formed by interactions between a free electron and acoustic phonons, and its dynamical behavior has been investigated analytically by Wilson. [3] The width and the energy of the acoustic polaron have been presented as the function of its velocity. For both cases, we show that the dynamical behaviors evaluated from the action are in good agreement with those obtained from the numerical simulations. Furthermore, for the case of the acoustic polaron, it is indicated that the results derived from the effective action are consistent with the analytic results by Wilson.

This paper is organized as follows. In § 2 we define the effective action for the moving soliton and its structure is analyzed. The results are compared with those obtained by the numerical simulations. The same analyses are performed for the acoustic polaron in § 3. We present conclusions and discuss the results in the final section.

2 Structure of Moving Soliton in Peierls-Dimerized Linear Chain

2.1 Effective action

In order to discuss the effective action describing the behavior of a moving soliton, we start with the SSH model,

$$H_{\text{SSH}} = -\sum_{n\sigma} (t_0 - \alpha y_n) [c_{n\sigma}^\dagger c_{n+1\sigma} + h.c.] + \frac{K}{2} \sum_n y_n^2 + \frac{M}{2} \sum_n \dot{u}_n^2, \quad (2)$$

where $y_n = u_{n+1} - u_n$. The quantity t_0 is the nearest neighbor transfer integral of π -electrons in the regular lattice, α the electron-lattice coupling constant, and u_n the lattice displacement of the n -th site from its equidistant position. The operators $c_{n\sigma}^\dagger$ and $c_{n\sigma}$ create and annihilate a π -electron with spin σ at the n -th site, respectively. K is the force constant mainly due to the σ -bond, M the mass of a CH unit.

We consider a uniformly moving soliton with a velocity v . The soliton is regarded as a spatially extended object with an internal degree of freedom characterized by its width. The lattice displacement at the n -th site is assumed to be expressed as,

$$u_n = (-)^n u_0 \tanh\left(\frac{na - vt}{\xi}\right), \quad (3)$$

where u_0 denotes the amplitude of the staggered lattice displacement in the perfectly dimerized state, a the lattice constant, and ξ the soliton width. Here, in a collective-coordinate theory, the center of mass of the soliton and its width are treated as dynamical variables characterizing the structure of the moving soliton. [16, 17, 18] These two collective coordinates depend on time. In the present formulation the center of the soliton moves with the velocity v and the width is assumed to be determined by the velocity. We ignore any other internal excitations such as the amplitude mode.

The effective action is defined by the potential energy minus the kinetic energy,

$$A(r; v) = V(r) - \frac{\beta_v}{r}, \quad (4)$$

with

$$r = \frac{\xi(v)}{\xi_0}, \quad \beta_v = \frac{2aKu_0^2}{3\xi_0} \left(\frac{v}{v_s}\right)^2, \quad (5)$$

where ξ_0 is the width of a stable static soliton and v_s the sound velocity ($= a\sqrt{K/M}$). $V(r)$ denotes a potential energy which is given by the sum of

the electronic energy and the lattice elastic energy of the system containing a soliton with the relative width r . The second term on the r.h.s. of eq. (4) comes from the lattice kinetic energy. The details of the derivation of the effective action are given in Appendix. In Fig. 1 the potential energy $V(r)$ is shown, where the optimized energy at $r = 1$ is taken to be zero. We can neglect the constant part independent of r because in the present method it is essential to find a minimum of the action as a function of r .

The action can also be defined from the continuum version of the SSH model, i.e. the TLM model. In this case $V(r)$ is essentially identical with the creation energy of a static soliton for the fixed relative width r , and the coefficient of the kinetic energy term is expressed as

$$\beta_v = \frac{2v^2\Delta_0^3}{3\pi\lambda v_F^2\omega_Q^2}, \quad (6)$$

where $2\Delta_0$ is the Peierls gap, $\lambda(= \alpha^2/Kt_0)$ the dimensionless electron-phonon coupling constant, v_F the Fermi velocity and $\omega_Q(= \sqrt{4K/M})$ the bare optical phonon frequency. It is straightforward to confirm that β_v in eq. (5) reduces to that in eq. (6) in the continuum limit (or in other words, the weak coupling limit).

Here we note that, in the study by Bishop and coworkers, [6] $V(r)$ is approximated by a quadratic function of r which coincides to $V(r)$ calculated from the TLM model at two points $r = 0$ and 1. Its explicit r -dependence is shown in Fig. 1 by a dashed curve. Then the effective action is rewritten as, [19]

$$A = \frac{2}{\pi}\Delta_0 + \Delta_0(1 - \frac{2}{\pi})(1 - r)^2 - \frac{\beta_v}{r}, \quad (7)$$

The first term on the r.h.s. is the energy of the soliton at rest. However this approximation is too crude for our purposes as will be seen in the following.

2.2 Saturation of velocity

The maximum velocity is determined from the requirement that the action must have at least one minimum as a function of r . If the approximation eq. (7) is used, the requirement is fulfilled when $\beta_v \leq \beta_c \equiv (2/3)^3(1 - (2/\pi))$. For $\beta_v = \beta_c$, the minimum point of the action is located at $r = 2/3$. From

β_c , the maximum velocity is estimated to be

$$v_{\max} = \frac{2}{3} \sqrt{\pi \lambda (1 - \frac{2}{\pi})} v_F \omega_Q / \Delta_0 \simeq 3.74 v_s \quad (8)$$

This velocity is appreciably larger than the saturation velocity ($\simeq 3.22 v_s$) obtained from the numerical simulation in the previous works. [10]

Next we use the exact expression of $V(r)$ defined from the SSH model in order to calculate β_c , the critical value of β_v . β_c is defined as a value where the minimum of the derivative of the action with respect to r becomes zero, and is calculated numerically. In Fig. 2 typical examples of the action and its derivative are shown for $\beta_v < \beta_c$ (a), $\beta_v = \beta_c$ (b) and $\beta_v > \beta_c$ (c). From β_c , the maximum velocity is evaluated to be $v_{\max} = 3.18 v_s$, which is in good agreement with that obtained in the numerical simulation. When the action defined from the TLM model is used we obtain also a rather good result, $v_{\max} = 3.22 v_s$.

2.3 Velocity dependence of the soliton width

The width of the moving soliton is determined from the condition of minimizing the effective action, as described above. The velocity dependence of the width obtained by using the effective action defined from the SSH model is shown in Fig. 3 along with the result of the numerical simulation for comparison. For the numerical result we used the width calculated from the bond order parameter. [9]

The relation between the width and the velocity obtained from the action is in good agreement with that of the numerical simulation. We fit the relations to the following form through the least square fitting in the region $v < 2v_s$,

$$r = 1 - a \left(\frac{v}{v_s} \right)^2 - b \left(\frac{v}{v_s} \right)^4, \quad (9)$$

and obtain for the analytic curve,

$$\begin{aligned} a_{\text{analy}} &= 2.4 \times 10^{-2}, \\ b_{\text{analy}} &= 5.3 \times 10^{-4}, \end{aligned}$$

and for the curve of the numerical simulation,

$$\begin{aligned} a_{\text{num}} &= 1.6 \times 10^{-2}, \\ b_{\text{num}} &= 9.7 \times 10^{-4}. \end{aligned}$$

The small difference between the analytic and numerical results may be due to the inaccuracy in the velocity and the width calculated from the lattice displacement pattern in the numerical simulation. These quantities have a rather poor accuracy due to the tail structures in the lattice displacement pattern after the soliton has traveled a rather long distance. The tail structures may particularly give an inaccuracy to the width. Taking account of this inaccuracy, the agreement between the semi-phenomenological analysis and the numerical simulation seems to be satisfactory.

2.4 Velocity dependence of energy

The energy of a moving soliton is represented by

$$E(v) = V(r) + \frac{\beta_v}{r}, \quad (10)$$

where the relative width r is the function of the velocity v as shown in Fig. 3. Figure 4 indicates the velocity dependence of the soliton energy, in which results of the numerical simulation are also shown for the total and the lattice kinetic energies of the system containing the moving soliton. Although a slight difference in magnitude between the analytic result for the total energy and that of the simulation is seen, the functional form of the analytic result reproduces well the numerical one. Here the energies calculated in the simulation involve the contributions of the lattice vibrations (tail structure) emitted from the moving soliton; this contribution is not directly related to the energy of the soliton. If this effect is taken into account, the slight difference would become smaller.

In our previous paper, we have shown that the energy of the moving soliton looks to diverge logarithmically as a function of the velocity (eq. (1)). Here we deal with the behavior of the energy around the maximum velocity, using eq. (10). The derivative of $E(v)$ with respect to v is expressed as

$$\begin{aligned} \frac{dE(v)}{dv} &= \frac{dr}{dv} \left(\frac{dV}{dr} - \frac{\beta}{r^2} v^2 \right) + \frac{2\beta}{r} v, \\ &= -\frac{2\beta}{r^2} v^2 \frac{dr}{dv} + \frac{2\beta}{r} v, \end{aligned} \quad (11)$$

where β is a constant defined by $\beta = \beta_v/v^2$. In deriving the last expression

we have used the relation between r and v ,

$$\frac{\partial A}{\partial r} = \frac{dV}{dr} + \frac{\beta}{r^2}v^2 = 0. \quad (12)$$

The velocity derivative of r is obtained by differentiating eq. (12) by v ,

$$\frac{d}{dv} \left(\frac{\partial A}{\partial r} \right) = \frac{dr}{dv} \left(\frac{d^2V}{dr^2} - \frac{2\beta}{r^3}v^2 \right) + \frac{2\beta}{r^2}v = 0. \quad (13)$$

On the other hand, when $v = v_{\max}$ ($\beta_v = \beta_c$), it is obvious from Fig. 2(b) that $\frac{\partial A}{\partial r}$ and $\frac{\partial^2 A}{\partial r^2}$ satisfy following relations,

$$\left. \frac{\partial A}{\partial r} \right|_{r=r_{\min}} = 0, \quad (14)$$

$$\left. \frac{\partial^2 A}{\partial r^2} \right|_{r=r_{\min}} = \frac{d^2V(r_{\min})}{dr^2} - \frac{2\beta}{r_{\min}^3}v_{\max}^2 = 0. \quad (15)$$

From eqs. (13) and (15) the derivative of r with respect to v diverges to minus infinity at $v = v_{\max}$. Then $\frac{dE}{dv}$ diverges as v approaches v_{\max} . Noting that the value of r itself does not diverge at $v = v_{\max}$, we can safely assume that $r(v) = r(v_{\max}) + C_0(v - v_{\max})^\mu$ with $0 < \mu < 1$ near v_{\max} . This assumption will be confirmed by the result. If we put $r(v) = r(v_{\max}) + \Delta r$, then Δr can be estimated from eq. (12) in the following way.

We expand the expression for $\frac{\partial A}{\partial r}$ in terms of Δr and $\Delta v (= v - v_{\max})$ up to second order.

$$\begin{aligned} \left. \frac{\partial A}{\partial r} \right|_{r_{\min}(v)} &\simeq \frac{1}{2} \left. \frac{\partial^3 A}{\partial r^3} \right|_{r_{\min}(v_{\max})} (\Delta r)^2 + \frac{2\beta v_{\max}}{[r_{\min}(v_{\max})]^2} \Delta v \\ &\quad + \frac{\beta}{r_{\min}^2} (\Delta v)^2 - \frac{4\beta v_{\max}}{r_{\min}^3} (\Delta r)(\Delta v) \\ &= 0, \end{aligned} \quad (16)$$

where we have used eqs. (14) and (15). It is obvious from what we have assumed for Δr that the last two terms in the above expansion are irrelevant. It is also clear from the general behavior of $A(r)$ that

$$\left. \frac{\partial^3 A}{\partial r^3} \right|_{r_{\min}(v_{\max})} > 0. \quad (17)$$

As a result, we end up with

$$\Delta r \propto \sqrt{v_{\max} - v}, \quad (18)$$

consistently with the first assumption. Therefore we can conclude that

$$E(v) \simeq E(v_{\max}) - C\sqrt{v_{\max} - v}, \quad (19)$$

by combining the above result for Δr with eq. (11). $E(v_{\max})$ itself is finite but $\frac{dE}{dv}$ diverges at $v = v_{\max}$. This singularity would have been seen as a logarithmic singularity when we analyzed the overall energy-velocity relation obtained from the numerical simulation.

3 Dynamics of Acoustic Polaron

3.1 Effective action

An acoustic polaron can be described in terms of the SSH Hamiltonian by postulating that the system has only one electron. In Fig. 5 the self-consistent solution is shown for the charge distribution, the lattice displacement and the bond order parameter, respectively. The values of the parameters used are $t_0 = 0.64\text{eV}$, $\alpha = 0.38\text{eV}/\text{\AA}$, $K = 2.4\text{eV}/\text{\AA}^2$, $a = 4.9\text{\AA}$, $\omega_Q = 0.96 \times 10^{-2}\text{eV}$, which might be appropriate for polydiacetylene. The periodic boundary condition is assumed. In an infinite system, a static acoustic polaron can be well expressed by the form, [3]

$$u_n = -\frac{u_0}{r} \tanh\left(\frac{na}{\xi_0 r}\right), \quad (20)$$

with $\xi_0 (= \frac{\hbar^2 M v_s^2}{m 2\alpha^2 a^3})$ the width of a stable acoustic polaron and $u_0 (= 2\alpha a^2 / M v_s^2)$ the amplitude of the lattice displacement at a long distance from the center in the case of a stable polaron, [3] where we assume the center to be at the origin. For a stable polaron the relative width r is equal to unit. The prefactor in eq. (20) is determined so as to minimize the total energy of the system when the polaron width $\xi_0 r$ is fixed. The change of the lattice spacing affects directly the transfer integral of the electron,

$$y_n = u_{n+1} - u_n \simeq -\frac{au_0}{\xi_0 r^2} \text{sech}^2\left(\frac{na}{\xi_0 r}\right). \quad (21)$$

Figure 6 indicates the acoustic polaron in the infinite system expressed by u_n and y_n . In the numerical simulations of the motion of the acoustic polaron, we use a finite size system and impose the periodic boundary condition. This condition leads to additional terms in eqs. (20) and (21).

$$u_n = -\frac{u_0}{r} \tanh\left(\frac{na}{\xi_0 r}\right) + Cn, \quad (22)$$

$$y_n = -\frac{au_0}{\xi_0 r^2} \text{sech}^2\left(\frac{na}{\xi_0 r}\right) + C, \quad (23)$$

with

$$C = \frac{au_0}{N\xi_0 r^2} \sum_{n=-N/2}^{N/2} \text{sech}^2\left(\frac{na}{\xi_0 r}\right) \simeq \frac{2u_0}{Nr}. \quad (24)$$

A uniformly moving acoustic polaron will be described in the u_n representation as

$$u_n = -\frac{u_0}{r} \tanh\left(\frac{na - vt}{\xi_0 r}\right) + \frac{C}{a}(na - vt). \quad (25)$$

Inserting this expression into the kinetic energy part in the SSH model, we get

$$\begin{aligned} E_K = \frac{M}{2} \sum_n \dot{u}_n^2 &\simeq \frac{M}{2a} v^2 u_0^2 \int_{-Na/2}^{Na/2} dx \left\{ \frac{1}{\xi_0 r^2} \text{sech}^2\left(\frac{x - vt}{\xi_0 r}\right) - \frac{2}{Nar} \right\}^2 \\ &= \frac{2Mv^2 u_0^2}{a} \left(\frac{1}{3\xi_0 r^3} - \frac{1}{Nar^2} \right) \end{aligned} \quad (26)$$

The effective action for the moving acoustic polaron is defined similarly to the case of the soliton as,

$$A = V(r) - \frac{2Mv^2 u_0^2}{a} \left(\frac{1}{3\xi_0 r^3} - \frac{1}{Nar^2} \right). \quad (27)$$

The potential term $V(r)$ is calculated by substituting eq. (23) into the SSH model in the same way as for the soliton in polyacetylene. We show the potential $V(r)$ in Fig. 7.

3.2 Saturation of velocity

The saturation of the velocity in the case of the acoustic polaron has been discussed by Wilson and estimated to be nearly equal to the sound velocity. [3] The dynamical simulation of the acoustic polaron in the presence of an electric field shows that it is about $0.8 \sim 0.9v_s$. [20] By using the effective action it is found that the acoustic polaron becomes zero width at the sound velocity as is shown in the next section. Then the maximum velocity is expected to be the sound velocity from this fact. The reason why it is slightly smaller in the numerical simulation will be that the computing time is finite and also that the lattice vibrations excited by the motion of the polaron may be acting as scatterers yielding a small resistance against the motion.

3.3 Velocity dependence of width

The solid line in Fig. 8 indicates the relation between the width and the velocity of the acoustic polaron determined from the action. The data of the numerical simulation is also shown. [20] The agreement between the analytic result [21] and the numerical one is quite good. It seems that the width of the acoustic polaron becomes zero at $v = v_s$. According to the analytical study by Wilson, [3] who used instead of the effective action the equation of motion for the lattice displacement and the Schrödinger equation for the electronic wave function in the continuum limit, the velocity dependence of the width is of the form

$$r = 1 - \left(\frac{v}{v_s}\right)^2, \quad (28)$$

which is indicated by the broken line in Fig. 8. Furthermore it has been shown that the electronic energy and the lattice potential energy as well as the lattice kinetic energy are expressed as the functions of r as[3]

$$\epsilon_e = -\frac{U}{r^2}, \quad (29)$$

$$\epsilon_{LP} = \frac{2}{3} \frac{U}{r^3}, \quad (30)$$

$$\epsilon_{LK} = \frac{2}{3} \frac{U}{r^3} \left(\frac{v}{v_s}\right)^2. \quad (31)$$

Here

$$U = \frac{m}{\hbar^2} \frac{8\alpha^4 a^6}{M^2 v_s^4}. \quad (32)$$

If we use these expressions, we obtain the same result as eq. (28) with the help of the effective action, which supports the appropriateness of the semi-phenomenological method. In fact it is straight forward to confirm that the lattice kinetic energy eq.(26) reduces to eq.(31) in the infinite system.

Here note that we recognize an appreciable difference near the sound velocity between the velocity dependences of the widths calculated from the action and from the continuum approximation by Wilson in Fig. 8. This may be due to the discreteness of the SSH model, since the width of the acoustic polaron becomes quite narrow near the sound velocity.

3.4 Velocity dependence of energy

The energy of the moving acoustic polaron is given by

$$E(v) = V(r) + E_K. \quad (33)$$

The velocity dependence of the energy $E(v)$ and that of the kinetic energy part E_K are shown in Fig. 9 together with the results of the numerical simulations. Both of the energies diverge as the velocity approaches the sound velocity. The agreements between the analytic and numerical results are excellent. These results agree also with those obtained by Wilson. This fact along with the results in the previous subsections indicates that the present method in terms of the effective action is essentially equivalent to Wilson's analytic method and that both methods can reproduce the results of the numerical simulation quite well.

4 Summary and Discussion

We studied the structure of a moving soliton and a moving acoustic polaron in the one-dimensional electron-phonon system by means of a semi-phenomenological method by introducing the effective action. The effective action for a moving nonlinear excitation consists of the potential energy with its width as the “coordinate” and of the kinetic energy. In the continuum

limit (the TLM model) for the soliton problem, the potential energy is expressed by the creation energy of the soliton with a given width. It is assumed that the width can be regarded as a dynamical variable which depends on the velocity. The widths of the moving nonlinear excitations are determined so as to minimize the effective action. The requirement that the action must have a minimum gives the upper limit of the velocity, and its value is found to be nearly the same as the saturation velocity obtained by the numerical simulation. The velocity dependence of the width and that of the energy calculated by the semi-phenomenological method present almost the same behaviors as the results obtained from the dynamical simulations. We may reasonably conclude that the dynamical behaviors of the soliton and the acoustic polaron can be described by the phenomenological effective action.

From the analysis using the effective action, it is found that for the case of the soliton there occurs the divergence not in the energy itself but in its derivative with respect to the velocity at $v = v_{\text{max}}$. In contrast to the case of the soliton, the energy of the acoustic polaron diverges at $v = v_s$.

The dynamical behavior of the acoustic polaron is described quite well by the effective action while such a description was not much accurate in the case of the soliton in polyacetylene. One of the reasons for this is the acoustic polaron has no extra internal excitation in contrast to the case of the soliton which has several localized modes omitted in the present treatment.

In this paper we have focused our attention on the soliton and the acoustic polaron. The semi-phenomenological method developed in this work is applicable to the cases of other nonlinear excitations in one-dimensional electron-phonon systems such as an optical polaron. We are now studying this subject, the result of which will be presented elsewhere.

Acknowledgements

The authors appreciate fruitful discussions with Professor T. Ohtsuki. They also thank Y. Arikabe and Y. Hori for useful discussions. This work was partly financed by Grant-in-Aid for Scientific Research from the Ministry of Education, Science and Culture, No. 05640446.

Appendix: Derivation of the Effective Action

We show the derivation of the effective action for the soliton. Although we treated the soliton width as a function of the velocity in the previous section, we consider it as a time depending variable here.

Using eq. (3), the lattice kinetic energy is

$$E_K = \frac{M}{2} \sum \dot{u}_n^2 = \frac{Mu_0^2}{2a} \left(\frac{4}{3} \frac{v^2}{\xi} + \frac{\pi^2 - 6}{9} \frac{\dot{\xi}^2}{\xi} \right). \quad (34)$$

The Lagrangian for the fixed velocity v is expressed as

$$L(\xi, \dot{\xi}) = \frac{M_s(\xi)}{2} v^2 + \frac{M_i(\xi)}{2} \dot{\xi}^2 - V(\xi), \quad (35)$$

with

$$M_s(\xi) = \frac{4}{3} \frac{Mu_0^2}{a\xi}, \quad M_i(\xi) = \frac{\pi^2 - 6}{9} \frac{Mu_0^2}{a\xi}, \quad (36)$$

where $V(\xi)$ denotes the potential energy which is given by the sum of the electronic and lattice elastic energies. Then the equation of motion is written as

$$M_i(\xi) \ddot{\xi} = \frac{1}{2} \frac{\partial M_s(\xi)}{\partial \xi} v^2 - \frac{1}{2} \frac{\partial M_i(\xi)}{\partial \xi} \dot{\xi}^2 - \frac{\partial V(\xi)}{\partial \xi}. \quad (37)$$

There can be the amplitude mode around the soliton, which leads to an oscillation of the soliton width. Therefore, the equation of motion must have an oscillatory solution. If the equation of motion eq. (37) is solved, the amplitude mode frequency may be evaluated as a function of the velocity, which we have studied numerically in the previous paper. [12] We have confirmed that eq. (37) yields a reasonable value for the frequency of the amplitude mode in the case of the static soliton ($v = 0$). [22] In the case of the moving soliton ($v \neq 0$), however, the amplitude mode frequency derived from eq. (37) decreases with the velocity in contrast to the result of the numerical simulation where the frequency was an increasing function of v . The reason of this discrepancy is not clear at the moment. Presumably the above model will be too much simplified to discuss such detailed behaviors as delicate changes in inner degrees of freedom of the soliton.

We have found in the numerical simulation that the amplitude mode is excited with the acceleration of the soliton. [12] When the soliton moves with a constant velocity, the soliton width oscillates with an almost constant frequency and amplitude. In reality, however, there will be the damping

of the amplitude mode due to the interactions with other modes which are not included in the Lagrangian eq. (35), and the amplitude of the width oscillation will damp and then the width settles down to a certain value, which depends on the velocity. The effect of the damping could be introduced by adding a phenomenological friction term in the equation of motion. After the elapse of sufficient time, the time derivative of the width and its second derivative can be both treated as zero. The equation of motion can be reduced to

$$\frac{\partial}{\partial \xi} \left(\frac{M_s(\xi)}{2} v^2 - V(\xi) \right) = 0, \quad (38)$$

which is the equation to determine the width of the soliton moving with the velocity v . The soliton width is determined by an extreme of the function inside the parentheses which we call the effective action. The effective action eq. (4) can be obtained by inverting the sign and introducing the relative width r in the function.

The effective action for the acoustic polaron can be derived by a similar way as above.

References

- [1] H. G. Kiess (Ed.): *Conjugated Conducting Polymers*, Springer Series in Solid-State Sciences **102** (Springer-Verlag, Berlin, 1992).
- [2] G. M. Silva and Y. Wada: *Synthetic Metals* **43** (1991) 3713.
- [3] E. G. Wilson: *J. Phys. C: Solid State Phys.* **16** (1983) 6739.
- [4] W. P. Su and J. R. Schrieffer: *Proc. Natl. Acad. Sci.* **77** (1980) 5626; *Phys. Rev. Lett.* **46** (1981) 738.
- [5] E. J. Mele: *Solid State Commun.* **44** (1982) 827; *Phys. Rev.* **B26** (1982) 6901.
- [6] A. R. Bishop, D. K. Campbell, P. S. Lomdahl, B. Horovitz and S. R. Phillpot: *Phys. Rev. Lett.* **52** (1984) 671; *Synthetic Metals* **9** (1984) 223.

- [7] A. Terai: in *Relaxation in Polymers*, edited by T. Kobayashi (World Scientific Publishing Co., 1993), p. 269.
- [8] Y. Ono and A. Terai: J. Phys. Soc. Jpn. **59** (1990) 2893.
- [9] M. Kuwabara, Y. Ono and A. Terai: J. Phys. Soc. Jpn. **60** (1991) 1286.
- [10] Y. Ono, M. Kuwabara and A. Terai: J. Phys. Soc. Jpn. **60** (1991) 3120.
- [11] M. Kuwabara, Y. Ono and A. Terai: J. Phys. Soc. Jpn. **61** (1992) 2412.
- [12] M. Kuwabara and Y. Ono: J. Phys. Soc. Jpn. **62** (1993) 990.
- [13] W. P. Su, J. R. Schrieffer and A. J. Heeger: Phys. Rev. Lett. **42** (1979) 1689; Phys. Rev. **B22** (1980) 2099.
- [14] H. Takayama, Y. R. Lin-Liu and K. Maki: Phys. Rev. **B21** (1980) 2388.
- [15] N. A. Cade and B. Movaghar: J. Phys. C: Solid State Phys., **16** (1983) 539.
- [16] M. J. Rice and E. J. Mele: Solid State Commun. **35** (1980) 487.
- [17] M. J. Rice: Phys. Rev. **B28** (1983) 3587.
- [18] M. J. Rice, S. Jeyadev and S. R. Phillpot: PR **B34** 5583 (1986).
- [19] This expression differs from what is obtained by expanding $V(r)$ around $r = 1$ up to the second order of $(r - 1)$.
- [20] Y. Arikabe, M. Kuwabara and Y. Ono: to be submitted.
- [21] Since the potential energy in the effective action is calculated numerically in the case of the acoustic polaron, it may not be completely appropriate to call the result evaluated from the effective action “analytic result”. However we use terminology “analytic” in order to emphasize that the numerical simulation is not necessary to analyze the structure of the moving nonlinear excitations.
- [22] A. Terai and Y. Ono: J. Phys. Soc. Jpn. **55** (1986) 213.

Figure Captions

- Fig. 1** The potential energy $V(r)$ for the case of the soliton calculated from the SSH model (solid line). $V(r)$ is equivalent to the creation energy of a static soliton as a function of its width. The energy is scaled by Δ_0 (half of the Peierls gap) and the width by its ground state value ξ_0 . The deviation in energy from the ground state energy is plotted. The broken line indicates the approximation employed by Bishop *et. al.* [6]
- Fig. 2** The action (upper part) and its derivative by r (lower part) for $\beta_v < \beta_c$ (a), $\beta_v = \beta_c$ (b), and $\beta_v > \beta_c$ (c). In each case the potential energy (broken line) and the kinetic energy (dash-dotted line) are shown in upper part.
- Fig. 3** The velocity dependence of the soliton width determined from the effective action (solid line) and from the numerical simulations (broken line). The width ξ is scaled by ξ_0 and the velocity by the sound velocity.
- Fig. 4** The velocity dependence of the soliton energy determined from the effective action (solid line) and from the numerical simulation (broken line).
- Fig. 5** Structure of the acoustic polaron for the case of the finite system size with periodic boundary condition. The charge density (top), the lattice displacement (middle) and the bond configuration (bottom) are shown as functions of the site number.
- Fig. 6** Structure of the acoustic polaron for the case of the infinite system size. The lattice displacement (top) and the bond configuration (bottom) are shown. The ordinates are in arbitrary unit.
- Fig. 7** The potential energy for the case of the acoustic polaron.
- Fig. 8** The velocity dependence of the width of the acoustic polaron determined from the effective action ξ^A (solid line) and from the numerical simulation of the polaron motion ξ_{lat} (solid dots). The broken line indicates Wilson's result ξ^W .
- Fig. 9** The velocity dependence of the energy of the acoustic polaron (solid line) and its kinetic energy part (broken line) determined from the

effective action. Those determined by the numerical simulation are indicated by dots and crosses, respectively.

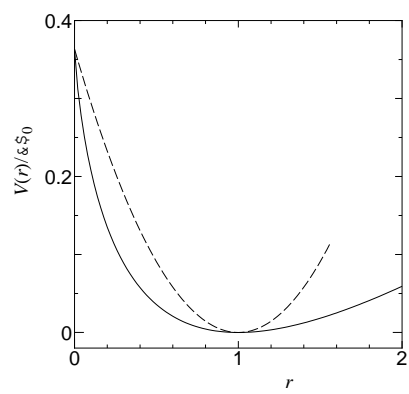
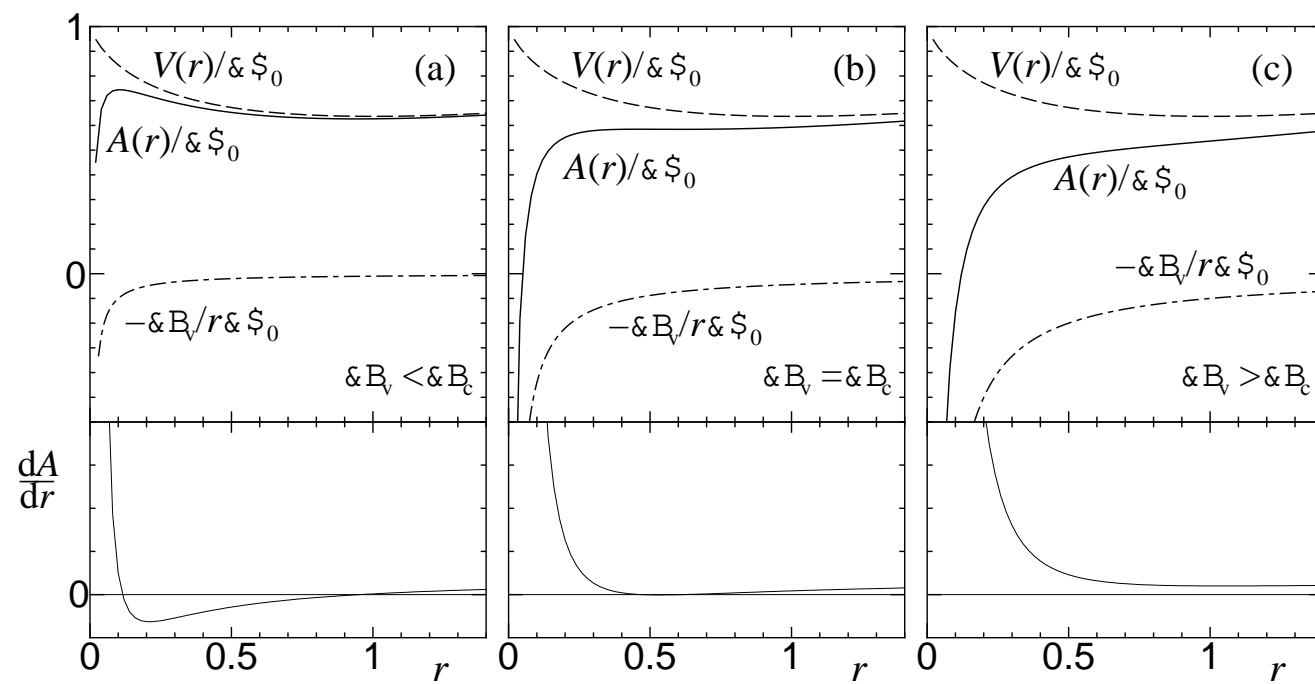


Fig. 1



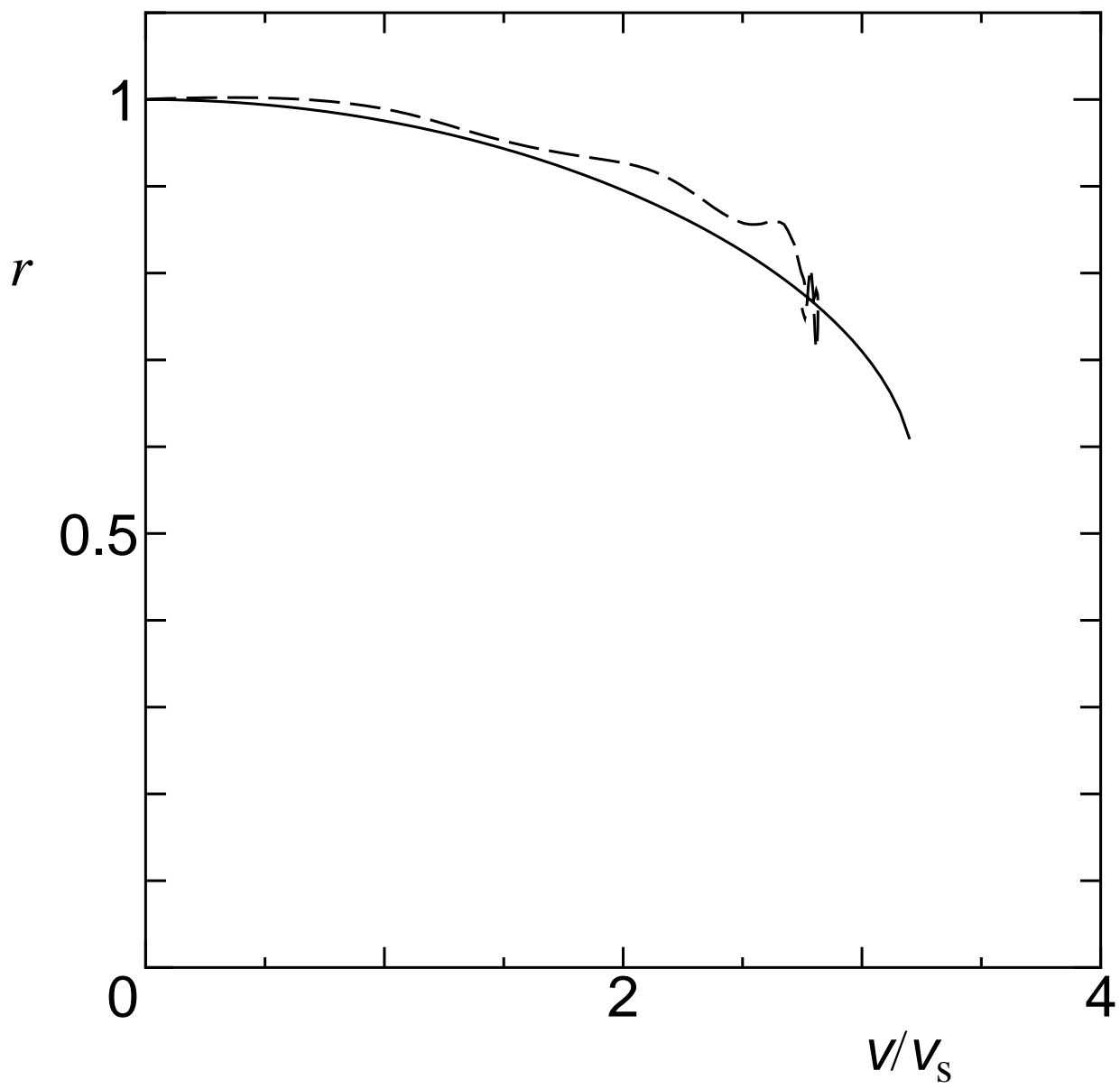


Fig. 3

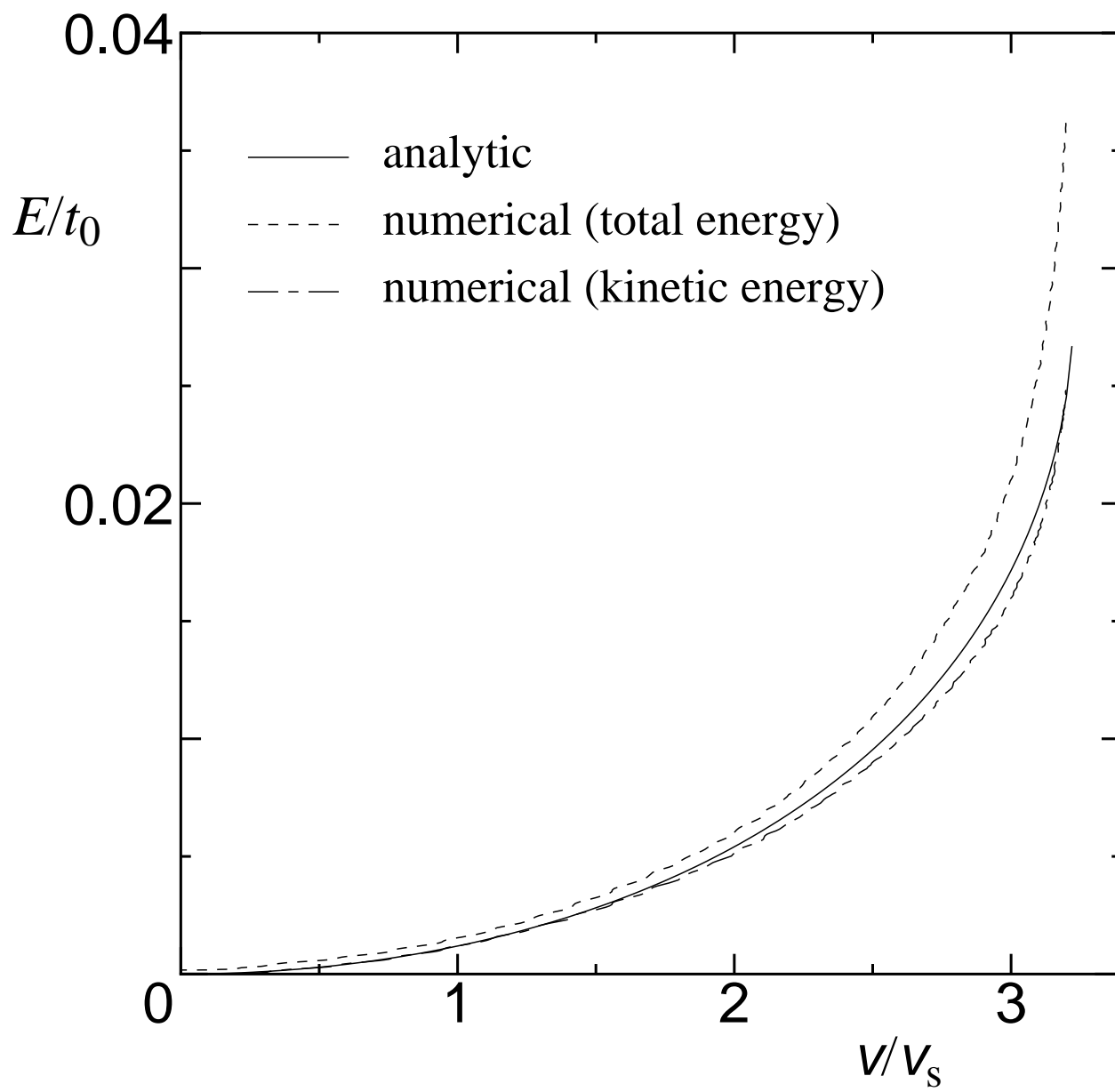
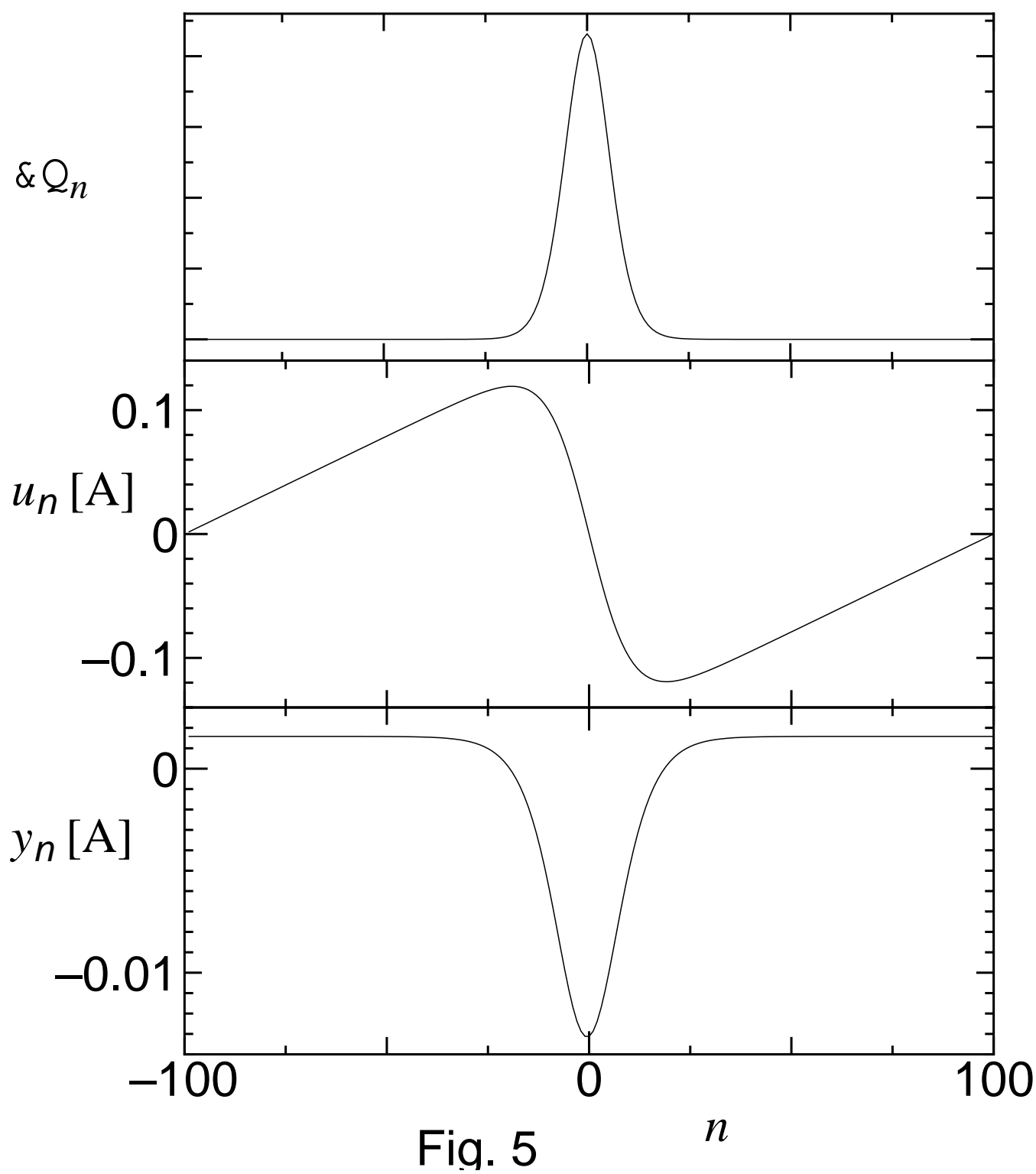


Fig. 4



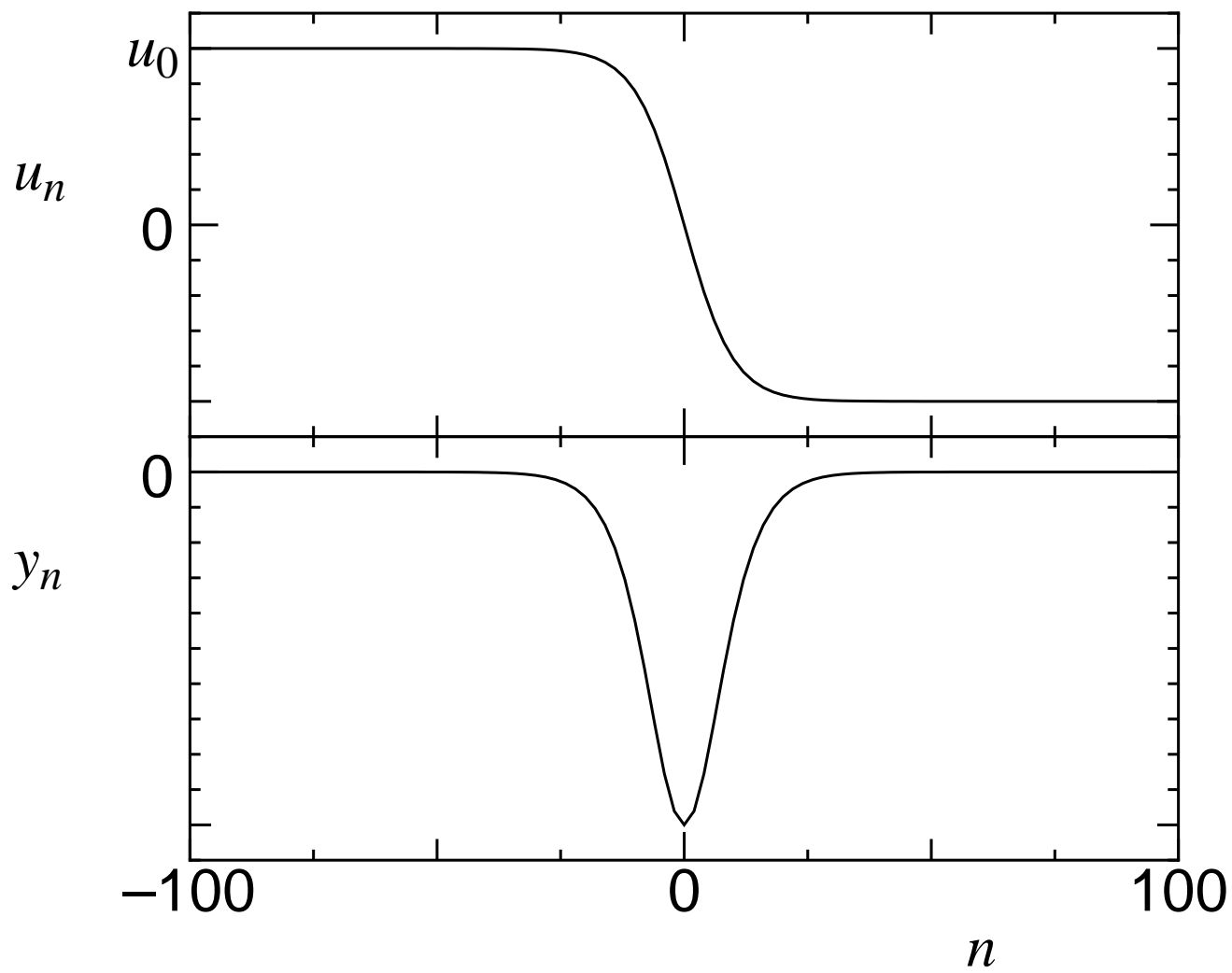


Fig. 6

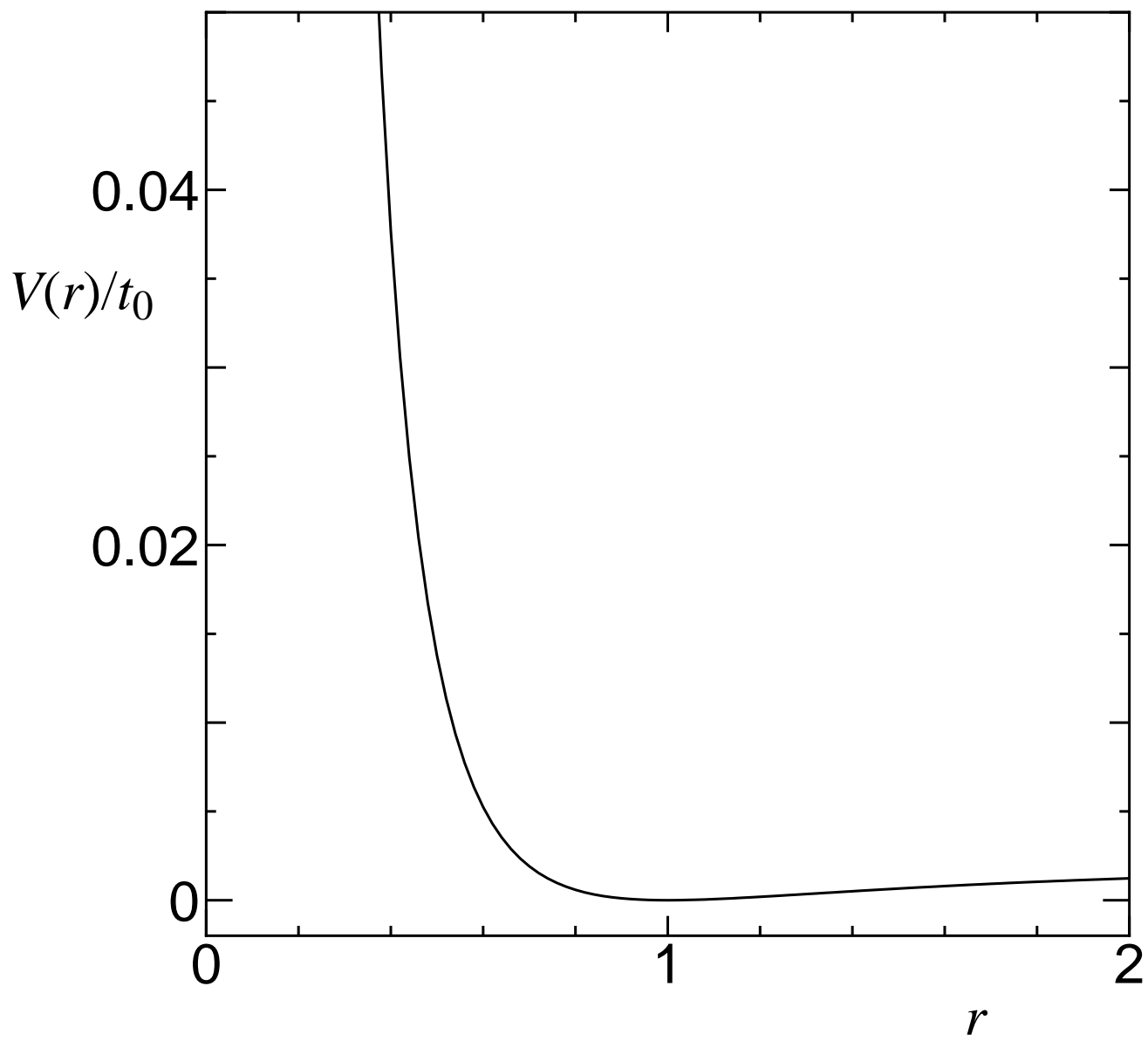


Fig. 7

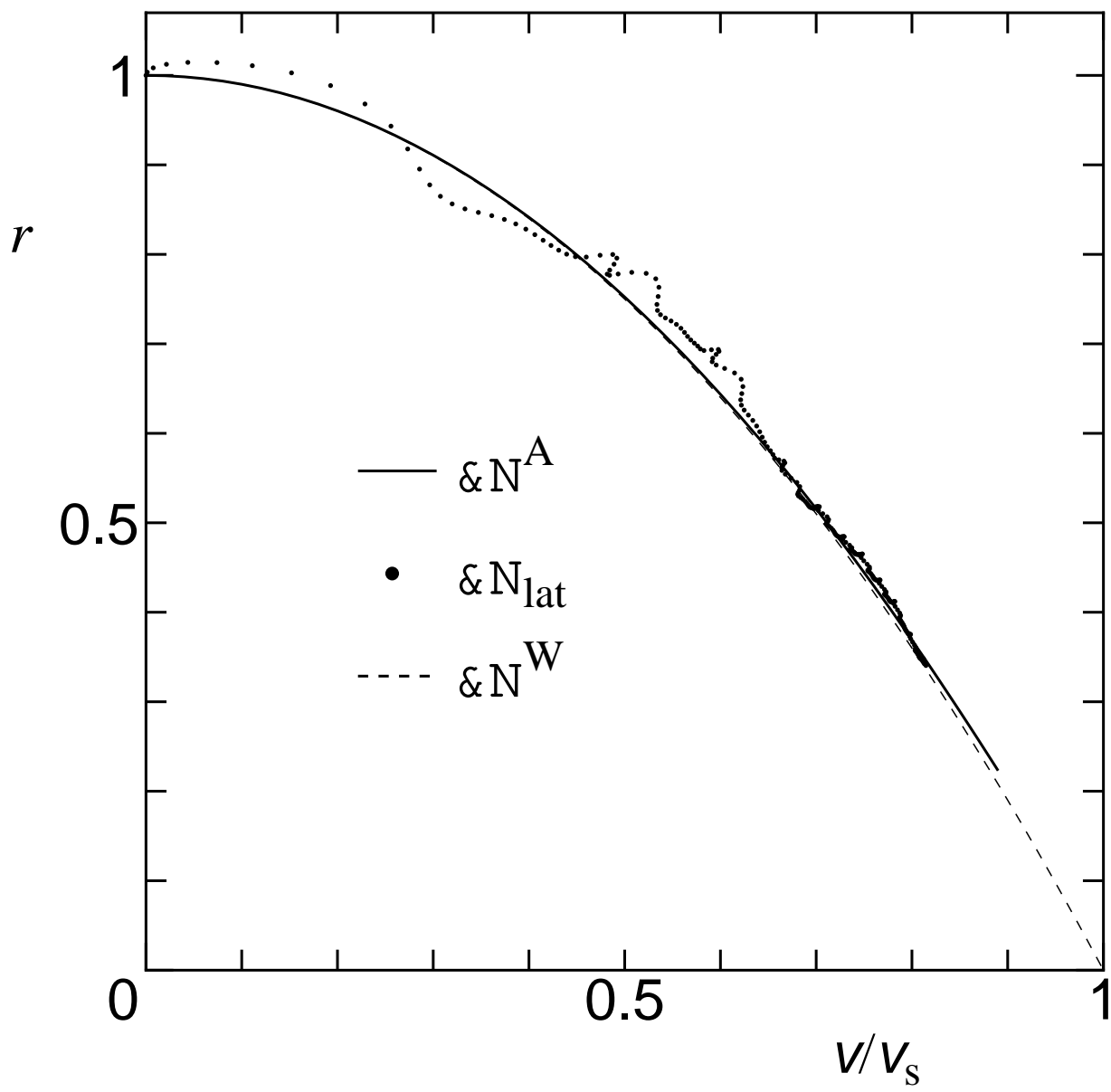


Fig. 8

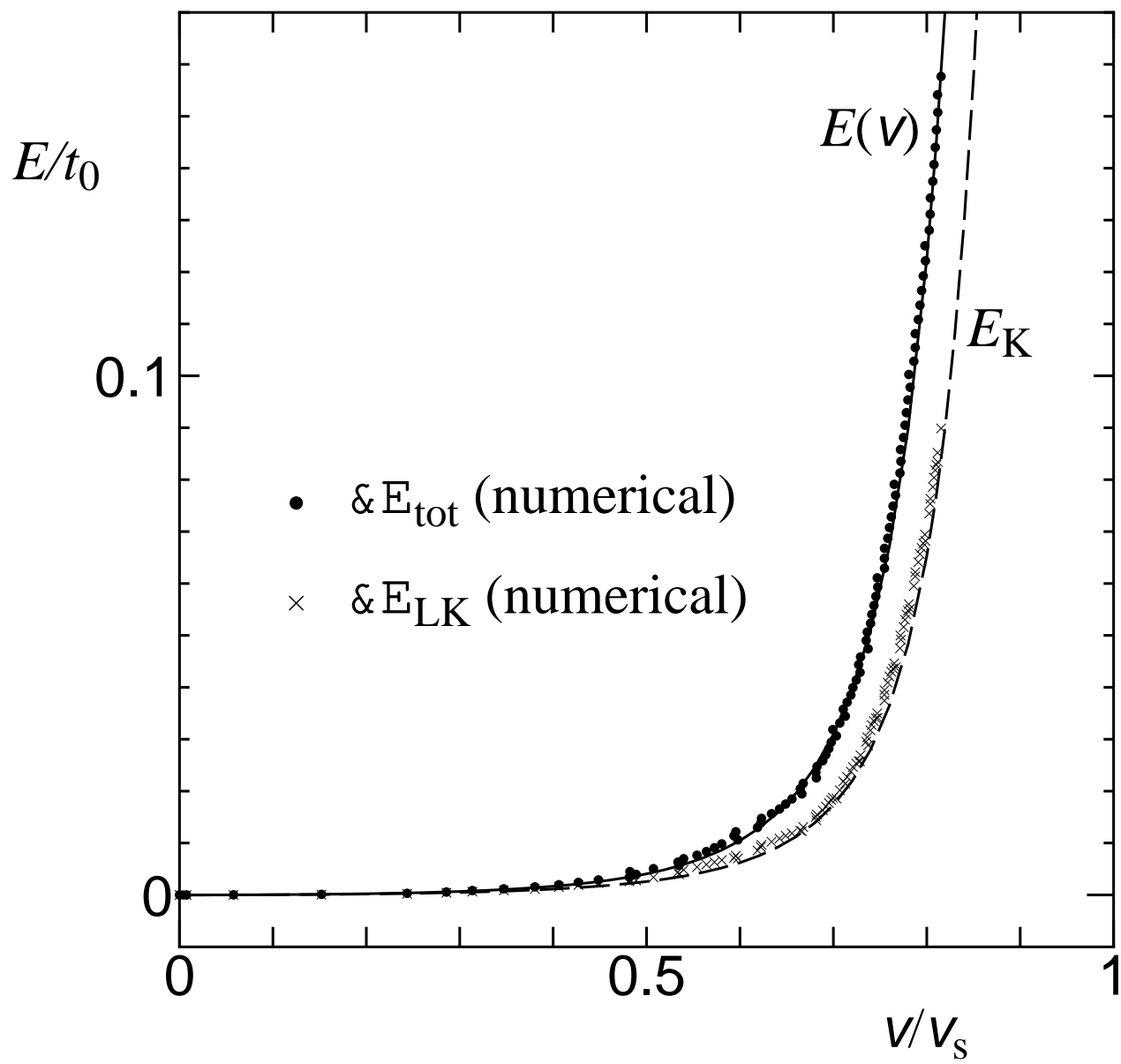


Fig. 9