

Metal-insulator transition in highly conducting oriented polymers

N. Dupuis

Laboratoire de Physique des Solides, Université Paris-Sud, 91405 Orsay, France

Abstract

We suggest that highly conducting oriented polymers with a fibril structure can be modeled by a regular lattice of disordered metallic wires with a random first-neighbor interwire coupling which mimics the cross-links between fibrils. We show that such a model can be described by a non-linear sigma model. Within a one-loop self-consistent approximation, we determine the position of the metal-insulator transition as a function of interwire cross-links concentration, interwire coupling and number of polymer chains in a wire.

PACS numbers: 71.20Hk, 71.30.+h, 72.15.Rn

Highly conducting doped polymers based on polyacetylene, polypyrrole, and polyaniline have recently attracted considerable interest. Due to the advent of improved chemical processing, their room-temperature can be comparable to that of copper. A T -independent Pauli susceptibility, a linear T -dependence of thermoelectric power and a large negative microwave dielectric constant further suggest that highly conducting polymers are intrinsically metallic. However, in contrast to traditional metals, their conductivity decreases with temperature. This latter property is usually explained by the fact that highly conducting polymers are close to a metal-insulator transition (MIT) driven by disorder [1]. The decrease of the conductivity with T then results from phonon-controlled localization effects. Motivated by these experimental results, many explanations of the transport properties of highly conducting polymers are based on dirty quasi-one-dimensional conductors (i.e. weakly coupled chain systems) [2]. The assumption of a periodic arrangement of the 1D polymers chains which underlies such explanations is however quite unrealistic. Prigodin and Efetov (PE) have recently proposed a model which takes into account the irregular structure of the polymers [3]. In highly conducting polymers, single chains are coupled into fibrils which are bent in space in a very complicated way. PE model the fibrils by weakly disordered metallic wires. The cross-links between the fibrils are described by interwire junctions. In the absence of junctions, all electronic states of the wires are localized by any weak disorder. PE have shown that the interwire junctions lead to a MIT and determined the position of the transition and the critical behavior.

We suggest in this Letter that highly conducting oriented polymers with a fibril structure can be modeled by a regular lattice of disordered metallic wires with a random first-neighbor interwire coupling. The case where the wires contain a single chain has been recently studied numerically by Zambetaki, Economou and Evangelou (ZEE) [4]. We show that the MIT in this regular lattice of randomly coupled wires can be described by a non-linear sigma model (NL σ M) which we solve in a one-loop self-consistent approximation. For a large number M of 1D chains in the fibrils, we recover the main result of PE: an increase of the interwire coupling J favors a delocalization of the electronic states. However we obtain a different critical behavior and the position of the transition differs from the result of PE. When $M = 1$, we show that a small value of J favors the metallic state while a large value of J induces localization in agreement with the numerical calculation of ZEE.

We consider PE's model in the case of strongly oriented polymers and make the following Gedanken experiment: we stretch the wires in such a way that they form a regular (square) lattice of straight and parallel wires (Fig. 1). The interwire junctions now correspond to couplings between neighboring wires. In the case of a strongly oriented polymer, these couplings will have a short range. It is then possible, without inducing any qualitative change, to consider a simpler model where the couplings are allowed only between first-neighbor wires and in a direction which is perpendicular to the axes of the wires. To further specify the model, we assume that at each position x of a given wire, the coupling strength with a neighboring wire is equal to J with probability c (presence of an interwire junction) and vanishes with probability $1 - c$ (absence of a junction). For $M = 1$, this model exactly corresponds to the one studied numerically by ZEE. It is clear that the model is meaningful only if the probability to have a junction at a given position along a wire is weak ($c \ll 1$). As pointed out in Ref. [3], the existence of a delocalized phase in this model is a highly non-trivial phenomenon. Indeed, the random interwire coupling increases the dimensionality

(which favors the delocalized phase) but is also an additional source of scattering.

We first consider the case where each fibril reduces to a single chain ($M = 1$). We will show below how the results can be easily extended to an arbitrary number of channels. We note τ the elastic scattering time which results from intrachain disorder. In the absence of interchain coupling the electronic states in the chain are localized with a localization length $R_0 \sim l$ where $l = v_F \tau$ is the mean free path and v_F the Fermi velocity along the chain. The mean-value of the coupling between neighboring chains is $\bar{t}_\perp = cJ$. Deviations from this mean-value are taken into account via a random hopping $V_{l,l'}^\perp(x)$ with second cumulant equal to

$$\begin{aligned} \langle V_{l_1, l_2}^\perp(x) V_{l'_1, l'_2}^\perp(x') \rangle &= \tilde{t}_\perp \delta(x - x') \bar{\delta}_{l_1, l_2 \pm 1} \\ &\times (\delta_{l_1, l'_1} \delta_{l_2, l'_2} + \delta_{l_1, l'_2} \delta_{l_2, l'_1}), \end{aligned} \quad (1)$$

where $\tilde{t}_\perp = ac(1 - c)J^2$. a is the lattice spacing along the chains axis. $l \equiv (l_y, l_z)$ (l_y, l_z integer) determines the position of a given chain. $\bar{\delta}_{l_1, l_2 \pm 1}$ means that l_1 and l_2 are first-neighbors. Higher order cumulants of the random variable V^\perp are neglected. Averaging over the intrachain disorder and the random coupling V^\perp is performed by introducing N replica of the system. The partition function can be written as a functional integral over Grassmann variables $\psi^{\alpha(*)}$ ($\alpha = 1, \dots, N$). The action S contains two terms: i) S_0 describing a weakly coupled chains system with a dispersion law $\epsilon_{\mathbf{k}} = v_F(|k_x| - k_F) - 2\bar{t}_\perp(\cos(k_y d) + \cos(k_z d))$ in presence of intrachain disorder (with elastic scattering time τ) (k_F is the Fermi momentum of a single chain, and d the spacing between chains); ii) S_{dis}^\perp coming from the random coupling V^\perp . Using (1), we obtain

$$\begin{aligned} S_{\text{dis}}^\perp &= -\frac{\tilde{t}_\perp}{2} \sum_{\alpha, \beta, l, l'} \bar{\delta}_{l, l' \pm 1} \int dx d\tau d\tau' \\ &\times \left[\psi_l^{\alpha*}(x, \tau) \psi_l^{\beta*}(x, \tau') \psi_{l'}^\beta(x, \tau') \psi_{l'}^\alpha(x, \tau) \right. \\ &\left. - \psi_l^{\alpha*}(x, \tau) \psi_l^\beta(x, \tau') \psi_{l'}^{\beta*}(x, \tau') \psi_{l'}^\alpha(x, \tau) \right], \end{aligned} \quad (2)$$

where $\tau, \tau' \in [0, 1/T]$ are imaginary times. Eq. (2) shows that the averaging over V^\perp generates hoppings of particle-particle or particle-hole pairs between neighboring chains.

In the following, we decouple the quartic term S_{dis}^\perp by means of a Hubbard-Stratonovich transformation and obtain the effective action of the low-energy fluctuations of the auxiliary field around its saddle point value. The parameters of this effective action are expressed as a function of \tilde{t}_\perp and the correlation functions obtained from an action S_0'' which is related to S_0 in a simple way (see Eqs. (7,8) below) [5].

In order to take into account on the same footing the particle-particle and particle-hole channels, we introduce spinors $\phi, \bar{\phi}$ defined by

$$\phi_{ln}^\alpha(x) = \frac{1}{\sqrt{2}} \begin{pmatrix} \psi_{ln}^{\alpha*}(x) \\ \psi_{ln}^\alpha(x) \end{pmatrix} \quad (3)$$

and $\bar{\phi} = (C\phi)^T$ where C is the charge conjugation operator [6]. $\psi_{ln}^\alpha(x) \equiv \psi_l^\alpha(x, \omega_n)$ are the Fourier transformed fields with respect to the imaginary time and $\omega_n = \pi T(2n + 1)$. The action S_{dis}^\perp is rewritten as

$$S_{\text{dis}}^\perp[\bar{\phi}, \phi] = \int dx \text{Tr}[B(x)\tilde{t}_\perp B(x)], \quad (4)$$

where we have introduced the matrix field $B_{lnm}^{\alpha\beta}(x) = \phi_{ln}^\alpha(x) \otimes \bar{\phi}_{lm}^\beta(x)$. In (4), \tilde{t}_\perp should be understood as the matrix $\tilde{t}_{\perp l, l'} = \tilde{t}_\perp \bar{\delta}_{l, l' \pm 1}$ (diagonal in the indices α, n, i where $i = 1, 2$ refers to the two components of the spinors). Tr denotes the trace over all discrete indices. Introducing an auxiliary matrix field $Q_{lnm}^{\alpha\beta}(x)$ to decouple the quartic term (4), we write the partition function as

$$Z = \int \mathcal{D}\bar{\phi} \mathcal{D}\phi e^{-S_0[\bar{\phi}, \phi]} \times \int \mathcal{D}Q e^{-\int dx [\text{Tr}[Q(x)\tilde{t}_\perp^{-1}Q(x)] + 2i\text{Tr}[B(x)Q(x)]]}, \quad (5)$$

where \tilde{t}_\perp^{-1} is the inverse matrix of \tilde{t}_\perp . (One can verify that different decouplings of S_{dis}^\perp would not lead to any non-trivial phenomena.) The auxiliary field has the same structure as the field $B(x)$ and therefore satisfies the conditions $Q^+ = C^T Q^T C = Q$ [6].

We first determine the value of Q in the saddle point approximation. Assuming a solution of the form ${}_{ij}(Q^{\text{SP}})_{lnm}^{\alpha\beta}(x) = Q_0 \delta_{\alpha, \beta} \delta_{n, m} \delta_{i, j}$ we obtain the saddle point equations

$$Q_0 = \frac{i}{2} \tilde{t}_\perp(\mathbf{q}_\perp = 0) \frac{1}{LN_\perp^2} \sum_{\mathbf{k}} G_n^{\text{SP}}(\mathbf{k}),$$

$$G_n^{\text{SP}}(\mathbf{k}) = \left[i\omega_n - \epsilon_{\mathbf{k}} + \frac{i}{2\tau} \text{sgn}(\omega_n) + 2iQ_0 \right]^{-1}, \quad (6)$$

where $\tilde{t}_\perp(\mathbf{q}_\perp) = 2\tilde{t}_\perp(\cos(q_y d) + \cos(q_z d))$ is the Fourier transform of $\tilde{t}_\perp \bar{\delta}_{l, l' \pm 1}$. N_\perp^2 is the total number of chains and L the length of the chains. Eq. (6) is obtained using the Born approximation for the single-particle Green's function corresponding to S_0 . From (6), we obtain $Q_0 = (1/4\tau') \text{sgn}(\omega_n)$ with $1/\tau' = 8\pi N_1(0)\tilde{t}_\perp$ where $N_1(0) = 1/\pi v_F$ is the density of states of a single chain. Within the saddle point approximation, we therefore obtain a change of the elastic scattering time due to the random interchain hopping. The total scattering rate becomes $1/\tau'' = 1/\tau + 1/\tau'$.

We now consider the fluctuations around the saddle point solution. As in the standard localization problem [6], the low-energy fluctuations correspond to spatially slowly varying fields which satisfy the constraints $Q^2 = Q^{\text{SP}2}$ and $\text{Tr} Q = 0$. Following Ref. [6], we shift the field according to $Q \rightarrow Q + Q^{\text{SP}} - \Omega/2$, with ${}_{ij}\Omega_{lnm}^{\alpha\beta}(x) = \delta_{\alpha, \beta} \delta_{n, m} \delta_{i, j} \omega_n$, and expand the action to lowest order in Ω and Q . Using the saddle point conditions (6) we obtain the effective action of the Q field

$$S[Q] = \int dx \text{Tr}[Q(x)\tilde{t}_\perp^{-1}Q(x) - \Omega\tilde{t}_\perp^{-1}Q(x)] - \int dx_1 dx_2 {}_{ji}Q_{l_1 mn}^{\beta\alpha}(x_1) {}_{ij}\mathcal{R}_{nm}^{\alpha\beta}(x_1 l_1, x_2 l_2) {}_{ij}Q_{l_2 nm}^{\alpha\beta}(x_2), \quad (7)$$

where a sum over repeated indices is implied. $\mathcal{R}_{nm}^{\alpha\beta}$ is defined by

$$\mathcal{R}_{nm}^{\alpha\beta}(1, 2) = \begin{pmatrix} R_{nm}^{\alpha\beta}(2, 1|1, 2) & R_{nm}^{\alpha\beta}(2, 2|1, 1) \\ R_{nm}^{\alpha\beta}(1, 1|2, 2) & R_{nm}^{\alpha\beta}(1, 2|2, 1) \end{pmatrix},$$

$$R_{nm}^{\alpha\beta}(x_1 l_1, x_2 l_2 | x_3 l_3, x_4 l_4) = \langle \psi_{l_1 n}^\alpha(x_1) \psi_{l_2 m}^\beta(x_2) \psi_{l_4 m}^{\beta*}(x_4) \psi_{l_3 n}^{\alpha*}(x_3) \rangle_{\tilde{S}_0}. \quad (8)$$

The action \tilde{S}_0 is equal to $S_0 + 2i \int dx \text{Tr}[B(x)(Q^{\text{SP}} - \Omega/2)]$. For a system with time reversal symmetry, the Fourier transform $\mathcal{R}_{nm}^{\alpha\beta}(\mathbf{q})$ has all its components equal to $R_{nm}^{\alpha\beta}(\mathbf{q})$. In the diffusive regime, it is easy to obtain the expression of $R_{nm}^{\alpha\beta}(\mathbf{q})$ from the action \tilde{S}_0 . In the replica limit ($N \rightarrow 0$), we have for the diffusive (Goldstone) modes ($\omega_n \omega_m < 0$)

$$R_{nm}^{\alpha\alpha}(\mathbf{q})^{-1}|_{\text{diff}} = \frac{1}{2\pi N_1(0)} \left(\frac{1}{\tau'} + v_F^2 \tau'' q_x^2 + 8\bar{t}_\perp^2 \tau'' (\sin^2(q_y d/2) + \sin^2(q_z d/2)) \right). \quad (9)$$

The saddle point Q_0 introduces a “mass” term in the diffusive propagator. The exact propagator $R_{nm}^{\alpha\alpha}(\mathbf{q})$ can be expressed as in (9) but with renormalized diffusive coefficients \tilde{D}'' and \tilde{D}_\perp'' replacing the bare coefficients $v_F^2 \tau''$ and $8\bar{t}_\perp^2 \tau''$, respectively. Notice that the “mass” term $1/\tau'$ plays the same role as a finite frequency. $R_{nm}^{\alpha\alpha}(\mathbf{q})$ can be obtained either from \tilde{S}_0 or from S_0'' but at a finite frequency $1/\tau'$. Here S_0'' is the action obtained from S_0 by the replacement $\tau \rightarrow \tau''$. Eqs. (7,8) yield (after a rescaling of the fields in order to have $Q^2 = \mathbb{1}$ with $\mathbb{1}$ the unit matrix)

$$S[Q] = \frac{\pi}{8} N_1(0) \sum_{\mathbf{q}} \left(\tilde{D}'' q_x^2 + \left(\tilde{D}_\perp'' + \frac{1}{\tau'} \right) (\sin^2(q_y d/2) + \sin^2(q_z d/2)) \right) \text{Tr}[Q(\mathbf{q})Q(-\mathbf{q})] \\ - \frac{\pi}{2} N_1(0) \text{Tr}[\Omega Q(\mathbf{q} = 0)]. \quad (10)$$

Notice that the “mass” term $1/\tau'$ in the propagator $R_{nm}^{\alpha\alpha}(\mathbf{q})$ is canceled by the uniform part of $\text{Tr}[Q(x)\tilde{t}_\perp^{-1}Q(x)]$ (see Eq. (7)), i.e. the low-energy excitations correspond to diffusion (Goldstone) modes as expected from general symmetry arguments [6]. The effective transverse diffusion coefficient appearing in (10) is the sum of two terms. $\tilde{D}_\perp'' \propto \bar{t}^2$ is generated by single particle interchain hopping (\bar{t}_\perp) and $1/\tau' \propto \bar{t}_\perp$ comes from particle-particle or particle-hole pair-hopping as described by (2). The effective action (10), together with the constraints on the field Q , corresponds to a NL σ M for a system of weakly coupled chains. Expanding the \sin^2 in (10) to lowest order (which amounts to keeping only the lowest order gradient terms) would yield the standard effective action of an anisotropic disordered system [7]. Although this would be sufficient to obtain the critical behavior at the MIT, it is necessary to use the action (10) to determine the correct position of the transition. Anderson localization in weakly coupled chains systems has been studied by Prigodin and Firsov (PF) [8] using a self-consistent diagrammatic treatment introduced by Vollhard and Wölfle [9]. This latter approach is equivalent to a one-loop self consistent approximation of the effective action (10). For a system of weakly coupled chains with interchain coupling $t_{\perp\text{eff}}$ and intrachain elastic scattering time τ_{eff} , PF found that there is a MIT when $2t_{\perp\text{eff}}\tau_{\text{eff}} = \gamma$ with γ a constant of order unity. The relation $t_{\perp\text{eff}}\tau_{\text{eff}} = \text{const}$ has been confirmed numerically [10]. Since our final results will strongly depend on the precise value of γ when $M = 1$, we will consider γ as an adjustable parameter in the following. In the case of weakly coupled wires, the position of the MIT is determined by $2Mt_{\perp\text{eff}}\tau_{\text{eff}} = \gamma$ with M the number of channels in the wires. This dependence on M can be obtained from standard scaling arguments [11]. Applying PF’s results to the action (10), we obtain that the position of the MIT is determined by

$$\left(\tilde{D}_\perp'' + \frac{1}{\tau'} \right) \frac{\tilde{D}''}{v_F^2} = \frac{2\gamma^2}{M^2}. \quad (11)$$

The last step is to obtain the diffusion coefficients \tilde{D}'' and \tilde{D}_\perp'' . As mentioned above, these coefficients can be obtained from S_0'' but at a finite frequency $1/\tau'$. Again, we have to calculate diffusive coefficients in a weakly coupled chains (or wires) system so that we can use PF's results. The position of the MIT is determined by $2\bar{t}_\perp\tau'' = \gamma$ ($2M\bar{t}_\perp\tau'' = \gamma$ in the case of wires). In the localized phase ($2\bar{t}_\perp\tau'' < \gamma$), the localization lengths are $\xi = R_0''/|\epsilon|$ and $\xi_\perp = \xi l''/l''$ with $l'' = v_F\tau''$. $l''_\perp = \sqrt{2\bar{t}_\perp\tau''}d$ and ξ_\perp are the mean free path and localization length, respectively, in the transverse directions. In the case of wires, one should replace the one-dimensional localization length $R_0'' \sim l''$ by the localization length of an isolated wire $R_0'' \sim Ml''$. $|\epsilon| = 1 - (2M/\gamma)\bar{t}_\perp\tau''$ in the localized phase and vanishes in the metallic phase. The finite frequency diffusion coefficients are given by [9]

$$D''(\omega_\nu) = \frac{v_F^2\tau''}{1 + \frac{l''^2}{\xi^2|\omega_\nu|\tau''}}; \quad D_\perp''(\omega_\nu) = \frac{8\bar{t}_\perp^2\tau''}{1 + \frac{l''^2}{\xi^2|\omega_\nu|\tau''}}. \quad (12)$$

\tilde{D}'' and \tilde{D}_\perp'' are obtained from (12) with $|\omega_\nu| = 1/\tau'$. From (11,12), we obtain the position of the MIT in the system of randomly coupled wires:

$$\frac{\tau''/\tau'}{1 + \frac{|\epsilon|^2\tau'}{M^2\tau''}} + \frac{8\bar{t}_\perp^2\tau''^2}{\left(1 + \frac{|\epsilon|^2\tau'}{M^2\tau''}\right)^2} = \frac{2\gamma^2}{M^2}. \quad (13)$$

Following Refs. [3,4], we introduce the number of junctions per unit of length, $p = 4c/a$, the number of junctions within the wire localization length, $\rho = pR_0$, and the dimensionless interwire coupling $\alpha = (\pi a N_1(0)J)^2$. For $c \ll 1$, (13) can be rewritten as

$$\begin{aligned} \frac{1}{16\alpha} + \frac{A}{2} - \frac{\gamma^2}{M^2}A^2 &= 0, \\ A &= 1 + \frac{M}{2\rho\alpha} + \frac{1}{M^2}\left(1 + \frac{M}{2\rho\alpha} - \frac{M}{4\gamma\sqrt{\alpha}}\right)^2. \end{aligned} \quad (14)$$

For $M = 1$, the position of the MIT strongly depends on the value of γ . For $\gamma < 1/2$, ρ is a decreasing monotonous function of α . For $\gamma > 1/2$, ρ decreases when $\alpha \lesssim 1$ but increases when $\alpha \gtrsim 1$. Choosing $\gamma > 1/2$, we reproduce the numerical results of ZEE which shows a non-monotonous behavior of ρ as a function of α (Fig. 2). When $\alpha \ll 1$, $\tau' \gg \tau$ on the transition line. The main source of scattering comes from the intrachain disorder. The main effect of an increase of α is then to increase the effective transverse diffusion coefficient $\tilde{D}_\perp'' + 1/\tau'$, which favors the delocalized phase. When $\alpha \gtrsim 1$, the random interchain coupling becomes the main source of scattering ($\tau' \lesssim \tau$). As shown in Fig. 2, for $\gamma > 1/2$ this effect dominates over the increase of the effective transverse diffusion coefficient and favors the localized phase. We can also obtain from (13) the critical intrachain disorder $W = (12t_x/\tau)^{1/2}$ as a function of J (c fixed) or c (J fixed) (Fig. 3). (The intrachain transfer integral t_x is related to the Fermi velocity by $v_F = 2t_x a$ for a half-filled band.) The very good agreement between our results and the numerical results of ZEE (compare Figs. 2,3 with Ref. [4]) strongly supports the validity of our approach.

For $M \gg 1$, the position of the MIT does not depend on the precise value of γ (which should be of order unity). Contrary to the case $M = 1$, the main source of scattering

on the transition line remains the intrawire disorder even when $\alpha > 1$. We find that ρ is a decreasing monotonous function of α (Fig. 2). This result is in agreement with PE. However, the position of the transition does not correspond exactly to the one obtained by PE. In particular, we find that ρ approaches zero when $\alpha \gg 1$ while PE obtained $\rho \sim 1$ in this limit. Moreover, since the transition is described by a NL σ M, we expect the critical behavior to be the usual one [6], in agreement with the numerical calculation of ZEE but in disagreement with PE's results.

I am grateful to G. Montambaux and J.P. Pouget for useful discussions. I also wish to thank I. Zambetaki for sending me Ref. [4] prior to publication, C. Bourbonnais for discussions on the work reported in Ref. [5] and D. Boies for sending me a copy of his PhD thesis.

FIGURES

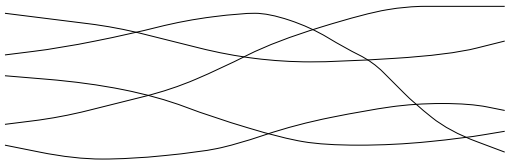
FIG. 1. (a) Schematic representation of a random network of metallic disordered wires. Each intersection between solid lines represents an interwire junction. (b) Stretching the wires, we obtain a regular lattice. The interwire junctions become interwire couplings (dashed lines).

FIG. 2. Phase diagram in the region $c \ll 1$ for $M = 1$ (solid line), $M = 10$ and 20 (dashed lines).

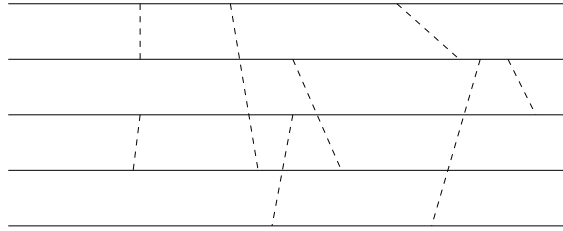
FIG. 3. Critical intrachain disorder $W = (12t_x/\tau)^{1/2}$ [$t_x = 1$]. (a) vs J for $c = 1, 0.5$ and 0.1 (from top to bottom). (b) vs c for $J = 0.5, 3$ and 10 (from left to right). Dashed-line: $W = (24t_x\bar{t}_\perp/\gamma)^{1/2}$ vs Jc .

REFERENCES

- [1] For a description of transport properties of highly conducting doped polymers, see contributions in Synth. Met. **65** (1994) and the Proceedings of the International Conference on Science and Technology of Synthetic Metals (ICSM'94), Synth. Met. **69** (1994).
- [2] See for instance S. Kivelson and A.J. Heeger, Synth. Met. **22**, 371 (1988); Z.H. Wang, Phys. Rev. B **43**, 4373 (1991); H.H.S. Javadi *et al.*, Phys. Rev. B **43**, 2183 (1991); V.N. Prigodin and S. Roth, Synth. Met. **53**, 237 (1993).
- [3] V.N. Prigodin and K.B. Efetov, Phys. Rev. Lett. **70**, 2932 (1993); Synth. Met. **65**, 195 (1994).
- [4] I. Zambetaki, S.N. Evangelou and E.N. Economou, preprint.
- [5] A related approach has been used recently to study the instabilities of coupled Luttinger liquids: D. Boies, C. Bourbonnais and A.-M.S. Tremblay, Phys. Rev. Lett. **74**, 968 (1995); D. Boies, PhD thesis, Sherbrooke (unpublished).
- [6] For a review on the NL σ M approach to Anderson localization, see D. Belitz and T.R. Kirkpatrick, Rev. Mod. Phys. **66**, 261 (1994).
- [7] P. Wölfle and R.N. Bhatt, Phys. Rev. B **30**, 3542 (1984).
- [8] V.N. Prigodin and Yu.A. Firsov, JETP Lett. **38**, 284 (1983); Yu.A. Firsov, in *Localization and Metal-Insulator Transition*, edited by H. Fritzsche and D. Adler (Plenum, New York, 1985).
- [9] D. Vollhard and P. Wölfle, Phys. Rev. B **22**, 4666 (1980).
- [10] O.N. Dorokhov, Solid state Comm. **46**, 605 (1983); **51**, 381 (1984); N.A. Panagiotidis, S.N. Evangelou, and G. Theodorou, Phys. Rev. B **49**, 14122 (1994).
- [11] W. Apel and T.M. Rice, J. Phys. C **16**, L1151 (1983); N. Dupuis and G. Montambaux, Phys. Rev. B **46**, 9603 (1992).



(a)



(b)

Figure 1

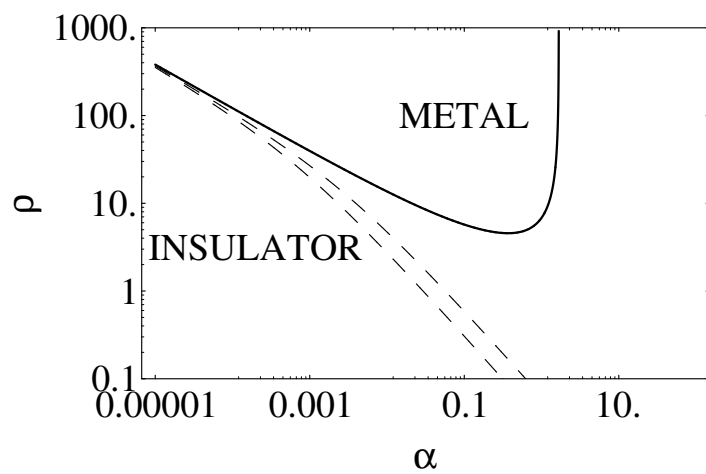


Figure 2

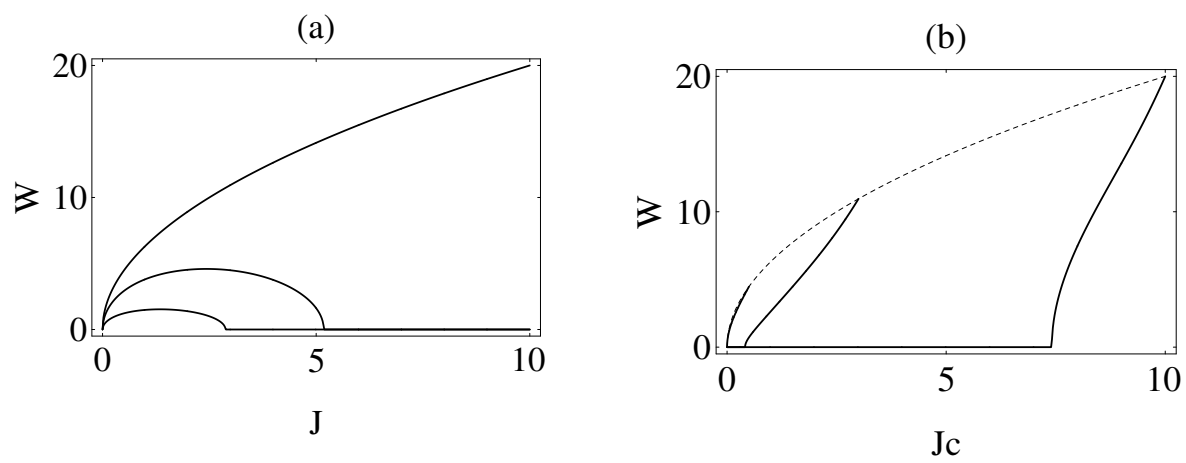


Figure 3