

# Dynamical solution of a model without energy barriers

Silvio Franz (1), Felix Ritort (2)

(1) NORDITA and CONNECT

Blegdamsvej 17,  
DK-2100 Copenhagen Ø  
Denmark  
e-mail: *franz@nordita.dk*

(2) Departamento de Matematicas,  
Universidad Carlos III, Butarque 15  
Leganés 28911, Madrid (Spain)  
e-mail: *ritort@dulcinea.uc3m.es*

May 1995

**Abstract:** In this note we study the dynamics of a model recently introduced by one of us, that displays glassy phenomena in absence of energy barriers. Using an adiabatic hypothesis we derive an equation for the evolution of the energy as a function of time that describes extremely well the glassy behaviour observed in Monte Carlo simulations.

cond-mat/9505115

Despite intensive studies both on the experimental and the theoretical sides, the mechanisms responsible for the appearance of the glassy state are far from being understood. Experiments show that the relaxation time of supercooled liquids increases dramatically as the temperature is lowered, and the glass is formed when it exceeds the probing time [1]. This slowing down is related to the appearance of high free-energy barriers. Examples of simple models with a glassy dynamics resulting from high free-energy barriers have been studied in detail and can be found in [2, 3, 4]. Free-energy barriers can be thought as composed of an energetic contribution (the landscape defined by the Hamiltonian), and an entropic one related to the small number of paths that from a given state lead to the thermal equilibrium. In order to understand the importance of the entropy barriers in the formation of glasses, it has been recently considered a model which has not energy barriers, but that presents glassy phenomena due to entropy barriers [5].

In this note we study analytically the relaxation dynamics of the model [5] (hereafter referred as I).

In the model there are  $N$  distinguishable particles that can occupy  $N$  different states  $r = 1, \dots, N$ . The energy of a configuration is given by the number of unoccupied sites, or defining the occupation numbers of the states  $n_r$ ,

$$H = - \sum_{r=1}^N \delta_{n_r,0}. \quad (1)$$

We consider the sequential Metropolis dynamics such that at each Monte Carlo sweep a particle is chosen at random and it is moved to a random arrival state with probability one if the energy does not increase, and with probability  $\exp(-\beta)$  if the energy increases of a unity. It is worth noticing that the only processes decreasing the energy are the ones in which particles coming from departure states with  $n_d = 1$  fall in arrival states with  $n_a > 0$ . The energy variation of a single sweep can be zero or  $\pm 1$ . Note that in the model there are not energy barriers: the ground state can be always reached decreasing the energy monotonically. The ground state corresponds to all particles occupying one state, hence its energy per particle (or state) is  $-1$ . The dynamics of this model is very slow at low temperatures because, as the energy decreases with time, it takes always a larger time to the system to empty one more state. Due to the particular rules of the dynamics it has been suggested to call it backgammon (BG) model and we will adopt this name hereafter<sup>1</sup>.

---

<sup>1</sup>We are grateful to Marc Potters for this suggestion.

In order to understand the relaxation dynamics of the BG model, it is useful to study the canonical probability distribution of the occupation numbers at equilibrium. An elementary calculation, along the lines of I, shows that for large  $N$  the probability of the different occupation numbers factorizes, and the single number distribution is given by the following modified Poisson Law:

$$P_\beta(n) = \frac{1}{e^\zeta \zeta} e^{\beta \delta_{n,0}} \frac{\zeta^n}{n!} \quad (2)$$

where the ‘fugacity’  $\zeta$  is determined self-consistently by the solution of the equation:

$$\frac{\zeta e^\zeta}{e^\beta + e^\zeta - 1} = 1. \quad (3)$$

The internal energy is easily obtained as  $U = -P_\beta(n=0)$ .

The basic observation that allows us to solve the long-time dynamics of the BG model is that at low temperatures the distribution (2) has a gap at low ( $> 0$ ) occupation numbers. Therefore it is conceivable that in the low-temperature dynamics the degrees of freedom that lead to the Poisson distribution equilibrate much faster than the energy itself. During the dynamical evolution, the moves that change the energy are rare respect to the moves that lead to the equilibration of the probability distribution of the occupation numbers at fixed energy. Hence, at low temperatures, we expect the probability distribution of the occupation numbers to follow (at large enough times) a law of the kind eq.(2) to a high degree of approximation, with  $\beta$  and  $\zeta$  related by (3) as effective time-dependent parameters.

This observation allows us to close the dynamical equation for the evolution of the energy  $U(t)$ , and consequently also for the occupation numbers probability distribution itself. It will result a theory able to predict the evolution of all the quantities depending just on that probability distribution.

An adiabatic hypothesis similar to the one used here was used as an approximation by Coolen and Sherrington to study the relaxation of the energy (and some other quantities) in spin glass and neural network models [6]. The present work puts that approximation in perspective: we believe it to be valid when only entropy, and not energy barriers, are the responsible for the slowing down of the dynamics.

Let us consider a single Monte Carlo sweep, corresponding to an infinitesimal time interval  $\delta t = 1/N$ ; this is specified by 3 independent random variables:

- A state of departure  $d = 1, \dots, N$ , to be chosen with probability  $n_d/N$ .<sup>2</sup>

---

<sup>2</sup>This corresponds to the uniform choice of a particle to move.

- An arrival state  $a = 1, \dots, N$  with a uniform probability  $\frac{1}{N}$
- An acceptance variable  $x$  equal to 1 with probability  $e^{-\beta}$  and zero otherwise, determining the acceptance of the move if it increases the energy.

In terms of this variables the elementary energy variation can be written as

$$\Delta E(t) = -\delta_{n_d,1}(1 - \delta_{n_a,0}) + (1 - \delta_{n_d,1})\delta_{n_a,0}\delta_{x,1} \quad (4)$$

Observing that  $1/N \sum_a \delta_{n_a,0} = -U(t)$  we find that the average over the distributions of these variables reads

$$[U(t+\delta t) - U(t)]N \equiv \frac{dU}{dt} = -\left(1 + U(t)\right)P(n=1, t) - e^{-\beta}U(t)(1 - P(n=1, t)). \quad (5)$$

The previous expression is an exact relation. A closed equation can be obtained substituting the exact probability distribution  $P(n=1, t)$  at the time  $t$  with the modified Poisson distribution (2) for  $P_{\beta^*(t)}(n=1)$  with parameters  $\zeta^*(t)$  and  $\beta^*(t)$  determined self-consistently by the relations

$$U(t) = -P_{\beta^*(t)}(n=0) \quad ; \quad \frac{\zeta^*(t)e^{\zeta^*(t)}}{e^{\beta^*(t)} + e^{\zeta^*(t)} - 1} = 1. \quad (6)$$

The previous equation gives the expected result  $\frac{dU}{dt} = 0$  at equilibrium ( $\zeta^*(t) = \zeta, \beta^*(t) = \beta$ ). We note that the relaxation eq.(5) is of the Markovian type; memory effects are not important in the relaxation of the energy. The basic mechanism of equilibration of the occupation number distribution on the constant energy surface is not expected to hold at very early stages of the dynamics (where the energy changes very fast). Coherently we find discrepancies with Monte Carlo simulations at short times, but excellent agreement for large times. The linearization of eq. (5,6) around the fixed point  $U = U_{eq}$  ( $\beta^* = \beta$ ) allows to study the exponential relaxation time for the energy. In terms of  $\zeta$  as a solution of eq.(3), the relaxation time reads:  $\tau = [1 + (\zeta - 1)e^\zeta][1 + \zeta - e^\zeta]/[\zeta^2(1 - e^\zeta)]$ . For large  $\beta$  it is found  $\tau \sim e^\beta/\beta^2$ .

The relaxation equation (5) is particularly simple at zero temperature. In this case, only processes which decrease the energy contribute to the rate of variation of the energy. It is easy to observe that  $\frac{dU}{dt}$  goes like  $\exp(-\beta^*(t))$ . Because  $U(T^*) = -1 + T^*$  at small temperatures  $T^*$  this yields,

$$\frac{dU}{dt} = \exp\left(\frac{-1}{1+U}\right) \quad (7)$$

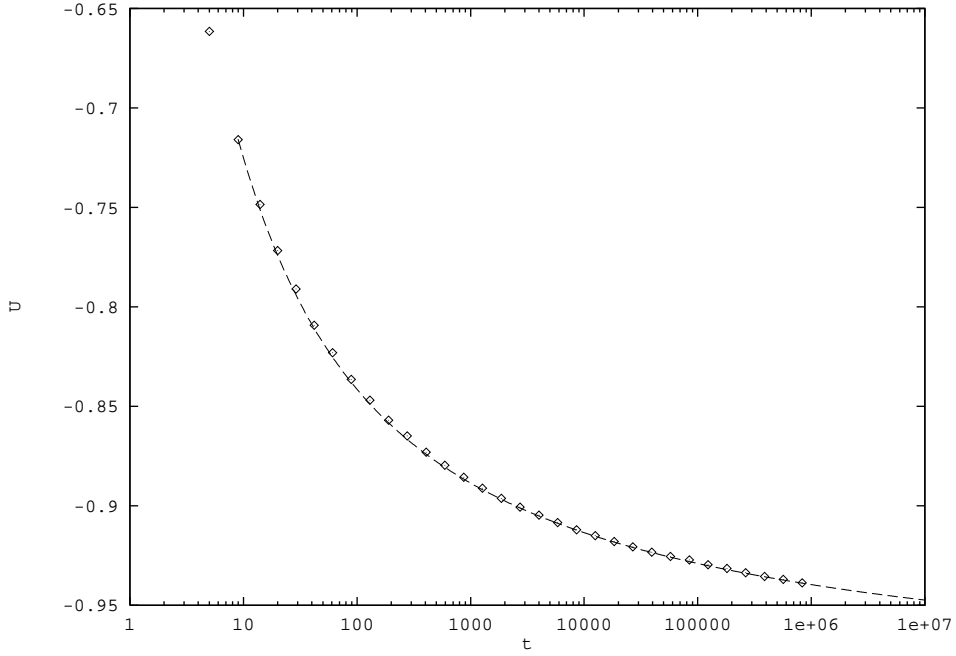


Figure 1: Energy as a function of time compared to Monte Carlo data for  $N = 20000$  at temperatures  $T = 0$ . We do not show the results of (5,6) for very short times, where appreciable differences with the Monte Carlo data are observed

in agreement with the conjectured expression in I. The results for the decay of the energy at zero temperature are shown in figure 1. These have been obtained from the numerical integration of equation (5) and from the Monte Carlo dynamics. The agreement is very good especially for large times.

Furthermore, equation (5) is simple enough to allow for the study of the dependence of the energy on the cooling (and also heating) rate. This is shown in figure 2 where we plot the numerical integration of equation (5) with the Monte Carlo data for different cooling rates (the cooling rate  $\alpha$  is defined as the variation of temperature per unit time in the dynamical process). Similar results have been obtained for the dependence of the energy on the rate variation of the temperature during a heating process starting from the ground state configuration. All these results are in agreement with those presented in I and prove that hysteresis effects are very strong in this model. The appearance of hysteresis loops is shown in figure 2 where the energy is plotted as a function of the temperature during a cooling-heating process. Similar to what has been observed in experiments on real glasses, the enclosed area of the hysteresis loop decreases with the cooling-heating rates. One striking feature in figure 2 is that the dynamical energy in the heating process goes below the equilibrium one. This is a general feature observed in real glasses [7]. As far as we know this has never been observed in spin glasses [4].

We tried to interpret the decay of the energy autocorrelation function defined in I along the same lines,

$$C_U(t, s) = \frac{\frac{1}{N} \sum_r \delta_{n_r(t),0} \delta_{n_r(s),0} - U(t)U(s)}{-U(s)(1 + U(s))} \quad t \geq s \quad (8)$$

This function displays aging at low temperatures and has been used in I in order to estimate the relaxation time. Unfortunately, finding the solution for  $C_U(t, s)$  proves to be a much difficult task as not only the processes of emptying the states are relevant, but also the diffusion of ‘towers’ of particles from site to site contribute. Neglect of the diffusion mechanism would lead to the crude estimate  $C_U(t, s) \sim [1 + U(t)]/[1 + U(s)]$  which does not fit the simulation data. In order to disentangle the two effects we considered the micro-canonical dynamics, where only moves that do not variate the energy  $U$  are taken into account. In this case, the occupation numbers distribution thermalizes very fast while the diffusion becomes uniform in time. The correlation function  $C_U(t, s)$  (which coincides with the canonical equilibrium one at the temperature  $T_U$  through the equilibrium relation (3)) is time-translation invariant. Monte Carlo simulations in the microcanonical

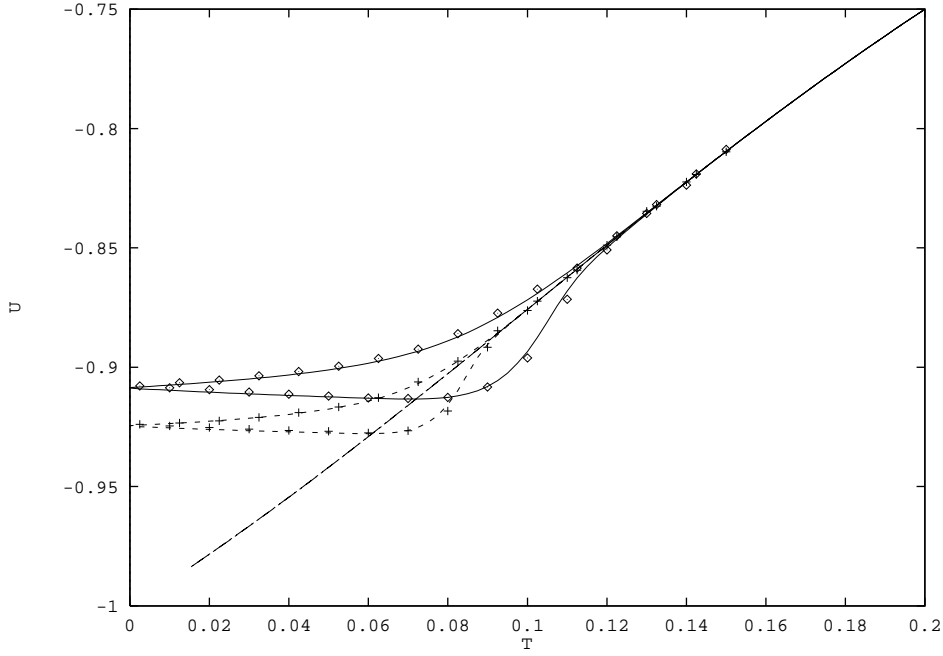


Figure 2: Hysteresis cycles obtained integrating numerically equation (5,6) for different cooling-heating rates. The cooling-heating rates are  $\alpha = 3.3 \times 10^{-5} MCstep^{-1}$  (lines with diamonds) and  $\alpha = 3.3 \times 10^{-6} MCstep^{-1}$  (lines with crosses). The points are the Monte Carlo data for  $N = 20000$ .

ensemble show that  $C_U(t, s)$  is a simple exponential. We conclude that the aging in the function (8) is due to the interplay of the two aforementioned effects.

Let us consider the evolution of the quantity

$$M_0(t, s) = \frac{1}{N} \sum_r \delta_{n_r(t),0} \delta_{n_r(s),0} . \quad (9)$$

Contributions to  $M_0(t, s)$  come from both the emptying of the states and the diffusion of the towers. In the same spirit as it has been done for the energy, we can write the stochastic equation for the variation of  $M_0(t, s)$  in an elementary move of a particle. We consider the zero temperature case (i.e.  $x = 0$ ) and (using the same notation as for the energy) we get,

$$N(\Delta_t M_0(t, s)) = \delta_{n_d(t),1} (-\delta_{n_a(t),0} \delta_{n_a(s),0} + \delta_{n_d(s),0}) . \quad (10)$$

Averaging over the distributions of the variables  $n_a$  and  $n_d$  we obtain

$$\frac{dM_0(t, s)}{dt} = -P(n = 1, t) M_0(t, s) + M_1(t, s) \quad (11)$$

where  $M_1(t, s) = \langle \delta_{n_r(t),1} \delta_{n_r(s),0} \rangle$  and  $P(n = 1, t)$  is the average number of states with one particle at time  $t$ . It is clear that considering the correlations  $M_k(t, s) = \langle \delta_{n_r(t),k} \delta_{n_r(s),0} \rangle$ , it is possible to obtain in a recursive way a hierarchical set of first-order differential equations specifying  $M_k(t, s)$  as a function of  $M_{k+1}(t, s)$ . Approximations can be obtained truncating the hierarchy at some order  $k$  and writing  $M_{k+1}(t, s) \simeq -P(n = k, t) U(s)$ . Although we did not try a systematic study, we expect that good approximations could be obtained truncating the hierarchy at a value of  $k$  large enough that  $P(n = k, t)$  is negligible for large  $t$ . Unfortunately, truncation at  $k = 1$  gives very poor results for the correlation function.

Equations (5,6) enable us to study the response function of the system defined as  $r_U(t, s) = \frac{\delta U(t)}{\delta \beta(s)}$  conjugated at equilibrium to the correlation function  $\overline{C_U}(t, s) = (1/N^2) \sum_{r,r'} \langle \delta_{n_r(t),0} \delta_{n_{r'}(s),0} \rangle$  via the fluctuation-dissipation theorem.<sup>3</sup> In order to study  $r_U$  we have emulated an aging experiment (solving equation (5)). After a quench from high temperature at time zero the system thermalizes during a waiting time  $t_w$  (with  $\beta$  kept fixed), then the temperature is changed to  $\beta + \delta\beta$ , choosing  $\delta\beta$  small enough to be in the linear response regime. We then computed the difference

---

<sup>3</sup>Note the difference of definition among  $\overline{C}$  and  $M_0$ , in the last quantity terms of the type  $\langle \delta_{n_r(t),k} \delta_{n_{r'}(s),0} \rangle$  with  $r \neq r'$  are absent.



of the energies at the time  $t > t_w$  obtained with this last procedure and the one at  $\beta$  fixed

$$\chi_U(t, t_w) = \frac{U(t, \beta + \delta\beta) - U(t, \beta)}{\delta\beta} = \int_{t_w}^t ds r_U(t, s). \quad (12)$$

In figure 3 we plot this quantity for different waiting times and temperatures as a function of  $t - t_w$ . It is apparent that only a very weak dependence on the waiting time is present, i.e.  $\chi_U(t, t_w) \simeq \chi_U(t - t_w)$ . The large-time limit of  $\chi_U(t, t_w)$  is the one predicted by the fluctuation-dissipation theorem  $\chi_U^{eq}(t) = -T^2 C_v \equiv \partial U / \partial \beta$  where  $C_v$  is the equilibrium specific heat. It would be interesting to compute the correlation function  $\overline{C_U}$  to investigate if the fluctuation-dissipation theorem is verified at all times. Unfortunately eqs.(5,6) do not give access to the response function conjugated to  $M_0(t, s)$  which is the correlation that exhibits aging.

Summarizing, we have seen that some glassy features (slow relaxation and hysteresis effects) of the dynamics of the BG model can be understood under the simple hypothesis of partial equilibrium of the relevant degrees of freedom of the system on the surface of constant energy. A more refined theory would be necessary to understand the aging effect in the correlation function (8) and possibly in its conjugated response function.

We expect the adiabatic mechanism described in this paper to be relevant whenever the entropic barriers are responsible for the slowing down of the dynamics. In this line, it would be interesting to study other models where this result holds and variants of the BG model like for instance, the Hamiltonians  $H = -\frac{1}{N^p-1}(\sum_r \delta_{n_r,0})^p$  which present a static phase transition [8]. In those cases, a similar theoretical analysis in the low  $T$  region to that presented in case of the BG model should be valid.

**Acknowledgements** F.R. acknowledges Nordita for its kind hospitality during the realization of this work and Universidad Carlos III de Madrid for financial support.

## References

- [1] J. P. Hansen, I. R. McDonald, *Theory of simple liquids* (Academic Press, London 1976); W. Gotze, *Liquid, freezing and the Glass transition*, Les Houches

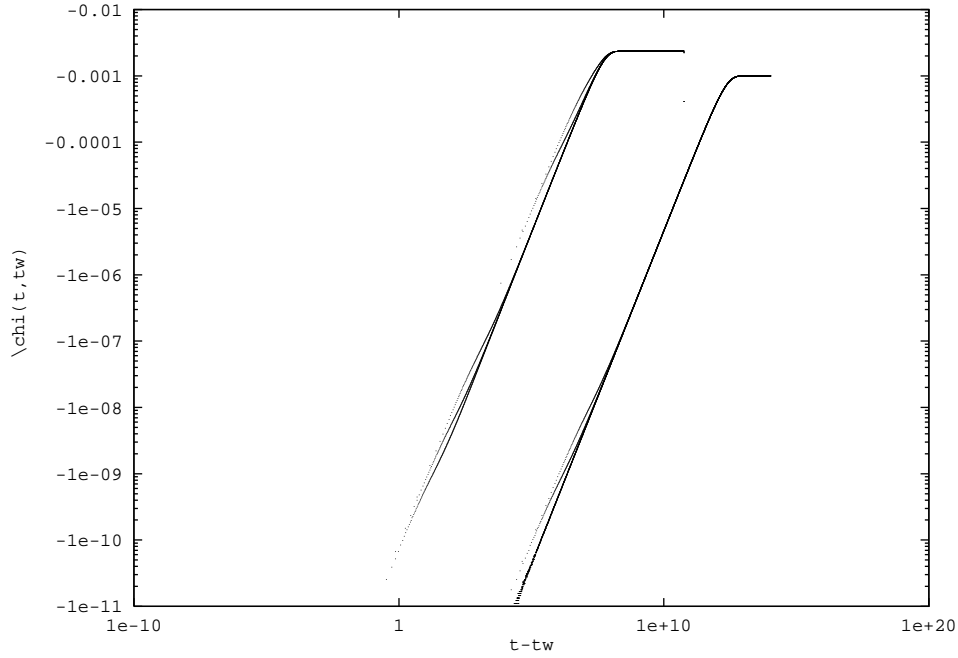


Figure 3: Integrated response function for different temperatures  $T = 2.9 \times 10^{-2}$  (right curve),  $T = 4.3 \times 10^{-2}$  (left curve) and different waiting times (ranging from  $t_w = 20$  to  $t_w = 10^7$ ), as a function of  $t - t_w$ . We see that for different temperatures the response function behaves roughly as a power law  $\chi(t - t_w) \simeq -a(\beta)(t - t_w)^\nu$  in a large range of time scales before saturating to its limiting value  $T^2 C_v$ . The exponent  $\nu$  takes the value  $\nu \simeq 1$  nearly independent of the temperature.

- (1989), J. P. Hansen, D. Levesque, J. Zinn-Justin editors, North Holland; C. A. Angell, *Formation of Glasses from Liquids and Biopolymers* Science, **267** (1995) 1924
- [2] J. P. Bouchaud, *Weak ergodicity breaking and aging in disordered systems* J. Physique I (Paris) **2** (1992) 1705; J. P. Bouchaud and D. Dean, *Aging on the Parisi's Tree* J. Physique I (Paris) **5** (1995) 265; A. Barrat and M. Mezard, *Phase space diffusion and low temperature aging*, Preprint cond-mat **9504088**
- [3] L. F. Cugliandolo and J. Kurchan, *Analytical solution of the off-equilibrium dynamics of a long-range spin-glass model* Phys. Rev. Lett. **71** (1993) 173; S. Franz and M. Mézard, *On mean-field glassy dynamics out of equilibrium* Physica **A210** (1994) 48.
- [4] J. P. Bouchaud and M. Mezard, *Self-Induced Quenched Disorder: A Model for the Glass Transition* J. Physique I (Paris) **4** (1994) 1109; E. Marinari, G. Parisi and F. Ritort, *Replica Field Theory for Deterministic Models: Binary Sequences with Low Autocorrelation* J. Phys. A (Math. Gen.) **27** (1994) 7615; *Replica Field Theory for Deterministic Models: A non Random Spin-Glass Model with Glassy Behaviour*, J. Phys. A (Math. Gen.) **27** (1994) 7647; S. Franz and J. Hertz, *Glassy transition and aging in a model without disorder* Phys. Rev. Lett. **74** (1995) 2114; L. Cugliandolo, J. Kurchan, G. Parisi and F. Ritort, *Matrix Models as Solvable Glass Models* Phys. Rev. Lett. **74** (1995) 1012.
- [5] F. Ritort, *Glassiness in a Model without energy barriers* , Preprint cond-mat **9504081**
- [6] A. C. C. Coolen and D. S. Sherrington, *Order Parameter Flow in the SK Spin Glass I: Replica Symmetry* J. Phys. A (Math. Gen.) **27** (1994) 7687 ; A. C. C. Coolen and S. Franz, *Closure of Macroscopic Laws in disordered spin systems: a toy model* J. Phys. A (Math. Gen.) **27** (1994) 6947;
- [7] M. J. Ruiz-Montero, *Modelos sencillos de relajacion estructural en vidrios* PhD Thesis, Sevilla (November 1992); J. J. Brey and M. J. Ruiz-Montero, *Continuous cooling of a one-dimensional bonded fluid: A Monte carlo simulation study* Phys. Rev. **B43** (1991) 585
- [8] S. Franz, F. Ritort, in preparation