

Meissner Effects and Constraints

James P. Sethna

Laboratory of Applied Physics, Technical University of Denmark,
DK-2800 Lyngby, DENMARK, and NORDITA, DK-2100 Copenhagen Ø,
DENMARK and Laboratory of Atomic and Solid State Physics (LASSP),
Clark Hall, Cornell University, Ithaca, NY 14853-2501, USA

Ming Huang

Graduate School of Business, Stanford University, Stanford, CA 94305-5015

(Dated: September 10, 2018, 2:58 pm)

We notice some beautiful geometrical defects found in liquid crystals, and explain them by imposing a constraint. We study the way constraints can occur, and introduce the concept of massive fields. We develop the theory of magnetic field expulsion in superconductors as an example. We notice strong analogies with the formation of grain boundaries in crystals, and realize that we do not understand crystals very deeply.

1991 Lectures in Complex Systems, Eds. L. Nagel and D. Stein, Santa Fe Institute Studies in the Sciences of Complexity, Proc. Vol. XV, Addison-Wesley, 1992.

PACS numbers:

Keywords:

In the last lecture, I explained how condensed-matter and high-energy physicists used topological theories to describe defects excitations in solids. In this lecture, I'm going to make fun of topology.[8] Actually, I'm going to start by talking about constraints, then "massive" fields and how they produce constraints. I'll then turn to the Meissner-Higgs effect in superconductors, and finally explain why I don't understand crystals.

I. CONSTRAINTS

Consider figure 1. See the beautiful ellipses and hyperbolas? Remember that topology treats ellipses as rubber bands. Any topological theory has got to miss the key feature of the beautiful structures produced here: the geometrically perfect ellipses with dark lines coming out of one focus.

Figure 1 is a photograph of a drop of fluid, squeezed between two microscope slides. The microscope is focused, let's say, on the surface between the fluid and the bottom microscope slide: the ellipses are stuck onto the glass. The sizes of the ellipses are roughly given by the thickness of the fluid layer. The fluid is a smectic A liquid crystal. deGennes[3] has a fine discussion and some nice pictures too.

In 1910, Friedel figured out why this liquid crystal forms these geometrical structures. He learned all he needed to know from his high-school geometry class. He actually worked backward, and used the ellipses to deduce what kind of broken symmetry the liquid had. Since none of you were taught about the cyclides of Dupin in high school[9], I'd better start with the broken symmetry and work forward.

Smectic liquids form equally spaced layers. Some of

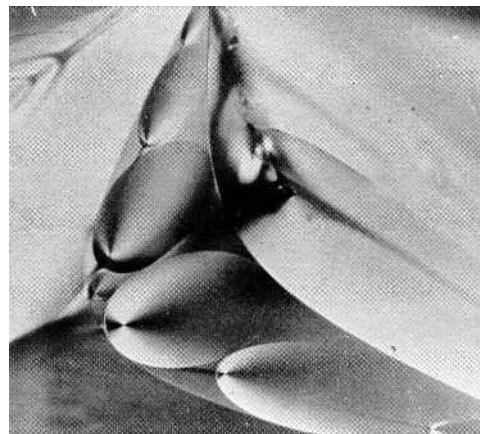


FIG. 1: Ellipses: Defects in a Liquid Crystal. This is a drop of smectic A liquid crystal, squeezed between two microscope slides. The microscope is focused on the surface of the drop, where it contacts the glass. Notice the beautiful, geometrical ellipses. Notice that a line seems to exit from the focus of each ellipse. This line turns out to be a hyperbola (figure 4). The visible ellipses and the hyperbolas are where the smectic layers pinch off to form cusps. These defects are *not* topological: they are geometrical consequences of the constraint of equal layer spacing. From [3], figure 7.2, photo by C. Williams.

them are compounds that, like soap, naturally form membranes and films: I think smectic is the Greek word for soap. Others are long thin molecules like nematics, which for some reason not only line up, but segregate into planes (figure 2). The molecules have liquid-like order in the planes. Like crystals, they have a broken translational symmetry, but only in one of the three directions.

Now, the important excitations for smectics are those that bend the layers. In figure 3, we see a two-dimensional analogue of the smectic liquid crystals:

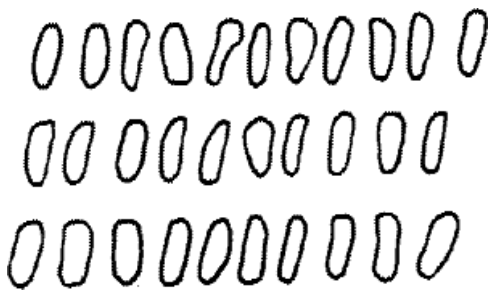


FIG. 2: **Order in Smectic Liquid Crystals.** Smectic liquid crystals are formed of layers of molecules. In each layer, the molecules are in a random, liquid configuration. Crystals have broken translational symmetry along three independent axes: smectic A liquid crystals have broken translational symmetry in only one direction (normal to the layers).

equally spaced curves in the plane. Suppose we start with one curve and work outward. As you can see from the figure, the next curve is not precisely the same shape: keeping the surfaces at an equal spacing makes concave regions become sharper and convex regions become more rounded. It is easy to see that eventually the concave regions will become pinched: these pinches are the defects. They are not topological defects, since rounding them a bit makes them go away: they are geometrical defects produced by the constraint of equal layer spacing.

Most curves, like the one shown in figure 3, form one-dimensional pinched regions: only concentric circles and structures made from them can keep the pinched regions to points. In three dimensions, the only equally spaced surfaces with points as pinched regions are concentric spheres. Now, what Friedel knew and you don't know is that the only 3-D surfaces with one-dimensional line-like defects are the cyclides of Dupin,[6] *and the pinched regions form ellipses and hyperbolas.*[10]

Figure 4 shows the cyclides of Dupin. Notice that they pinch off on two curves: an ellipse and a hyperbola. The hyperbola is perpendicular to the plane of the ellipse, and passes through its focus. That's what you see streaming out of the foci in the photo, and why you don't see one for each focus. My contribution to the field (with Maurice Kléman) was to realize that these cyclides of Dupin fit together nicely inside concentric spheres, which explained neatly the ways the ellipses always seemed to fit together (figure 5). Maybe the concentric spheres form because the layers nucleate on a dust particle on one of the microscope slides: when the spheres touch the other slide, the concentric spheres get twisted (they like to sit perpendicular to the glass) and the ellipses and hyperbolas form to relieve the strain.

Now, why do I show you this? It isn't just to show that there is more to the world than topology. Mostly, it's to illustrate the two themes of this lecture: constraints, and expulsion.

If we define an order parameter \hat{n} for the smectic to be

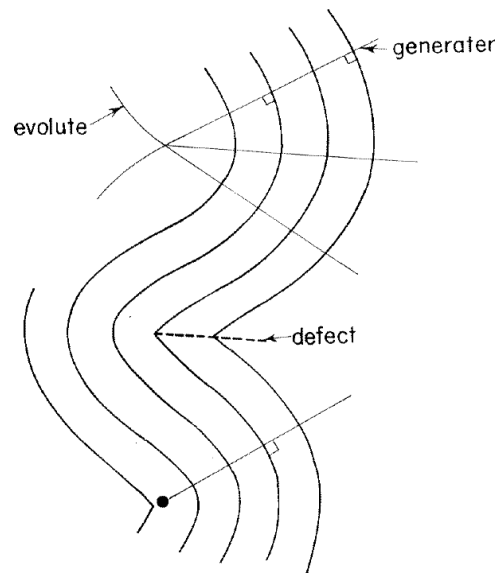


FIG. 3: **Equally Spaced Layers: Defect Formation.** Here we consider a two-dimensional analogue of a smectic liquid crystal. The smectic layers are represented by curves in the plane. The lowest energy state, of course, consists of parallel straight layers, but the layers often settle into more complicated patterns, with defects. For reasons that we discuss in this lecture, and which are not completely understood, smectic layers will deform by bending, but will remain strictly equally spaced (except very near boundaries and defects). The constraint of equal layer spacing has weird nonlocal consequences. First, one can see that as one moves outward the concave regions become more pinched, and eventually form cusps. Second, one can see that a line perpendicular to one layer (a generator) will be perpendicular to the next one too. These generators intersect on a surface known as the *evolute*, and it is when the layers hit the evolute that a defect occurs. As one sees here, the defect is a line of pinched surfaces: in three dimensions it is typically a two-dimensional surface. This costs lots of energy. The only way in two dimensions to have a point-like low-energy defect is to have concentric circles: only circles have zero-dimensional evolutes. The only way in three dimensions to have one-dimensional evolutes[6] is to have cyclides of Dupin: the defects are ellipses and hyperbolas passing through one another's foci (figures 1 and 4).

the unit normal to the smectic layers ($\hat{n}^2 = 1$), then the constraint that the layers be equally spaced implies

$$\text{curl } \hat{n} = \begin{pmatrix} \partial n_z / \partial y - \partial n_y / \partial z \\ \partial n_x / \partial z - \partial n_z / \partial x \\ \partial n_y / \partial x - \partial n_x / \partial y \end{pmatrix} = 0. \quad (1)$$

(This is derived, for those who know a bit about vector calculus, in the appendix.) This is a remarkably powerful constraint. For example, knowing the position of one layer determines all the others! We show this mathematically in the appendix, but you saw it physically in figure 3: given one layer, there is only one way to place the next one preserving exactly equal spacing.

There is a pretty good analogy here to analytic con-

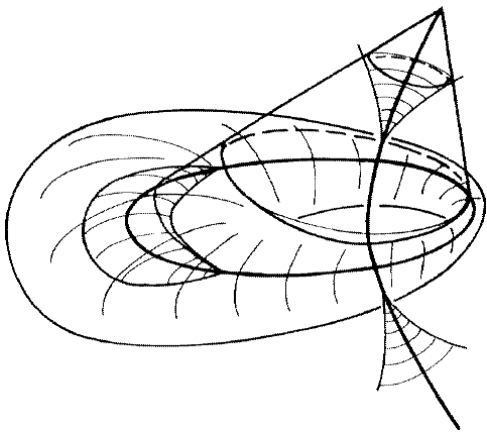


FIG. 4: **Focal Conic Defect.** Here we see the smectic surfaces which form the focal conic defects seen in figure 1. These are the cyclides of Dupin. The surfaces go from banana-shaped to squashed doughnuts to apple-shaped. The points on the bananas and the dimples at the stem and bottom of the apples are defects, which scatter light and show up in figure 1. (Only the dimples of the apple are shown.) The banana defects lie on an ellipse, and the apple defects lie on a hyperbola which passes through the focus of the ellipse. Usually, the whole pattern isn't found in the experimental sample. As you see in figure 1, the domains aggregate together in clumps. Each ellipse in figure 1 has a conical region for its smectic layers.

tinuation. For those of you who know about complex analysis, you know that an analytic function obeys the Cauchy–Riemann equations. If we let $n(x + iy) = n_x(x + iy) + in_y(x + iy)$ be an analytic function, then

$$\begin{pmatrix} \partial n_x / \partial x - \partial n_y / \partial y \\ \partial n_x / \partial y + \partial n_y / \partial x \end{pmatrix} = 0. \quad (2)$$

As you know, analytic functions have really bizarre properties. If you know an analytic function in a small region, you can figure it out everywhere else, just like the order parameter in smectics. The point singularities of analytic functions have a rich and interesting classification (simple poles, essential singularities, ...). Both in analytic functions and in our smectic problem, constraints on the derivatives of our order parameters produced really bizarre, nonlocal, geometrical consequences.

II. MASSIVE FIELDS

We've discovered that constraints can have beautiful, geometrical consequences. How are the constraints enforced? Clearly, it is possible to stretch the smectic layers apart, or to compress them together: why doesn't this happen in practise, especially when the layers are being bent and twisted? The curl of \hat{n} is constrained to zero. Why are magnetic fields pushed completely out of zero. Why are magnetic fields pushed completely out of superconductors? The magnetic field is constrained to

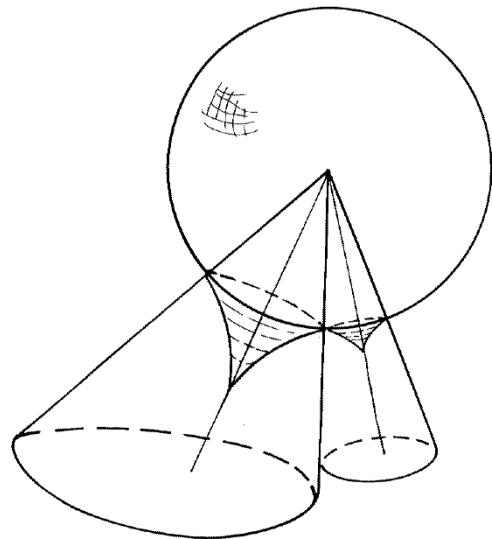


FIG. 5: **Focal Conic Defect Meshing Onto Concentric Spheres.** The conical regions in figure 4 combine into compound defects by meshing onto the concentric sphere defect. Concentric spheres are the only surfaces with zero-dimensional defects. The surfaces on the edges of the cones mesh smoothly onto the concentric spheres.

zero. Why isn't it possible to find an isolated quark in nature? Quarks have non-zero “color”, and the net color is constrained to zero.

These constraints come from minimizing the energy. Saying that magnetic fields can happen inside superconductors is just like saying that marbles can sit on the side of a hill: it can happen, but not if the marbles are allowed to roll to minimize their energy. Under what conditions does the energy enforce a constraint? We say that it happens when the order parameter field develops a *mass*. We'll explain this term in a moment, but let's first give a simple example.

Suppose we have a fluid in one dimension. The density of a fluid is the important variable in describing its state. Suppose the density of the fluid is $\rho_0 + \rho(x)$, where ρ_0 is the ideal density (which the fluid would have if left to itself) and the order parameter $\rho(x)$ describes the deviation from the ideal density. A sensible free energy might be

$$\mathcal{E}_{fluid} = \int dx (1/2)(d\rho/dx)^2 + (1/2)m\rho^2. \quad (3)$$

The first term in the energy resists sudden changes in the density: having a high density region next to a low density region costs extra. The second term in the energy says that deviations from the mean density cost energy, with m a coefficient which says how much deviations cost. Unlike phonons, where the order parameter $u(x)$ could be uniformly shifted without energy cost, here the lowest energy state happens when the density is at its mean value $\rho(x) = 0$.

What happens when we try to find the minimum energy state? Clearly the best we can get is the ideal state $\rho(x) \equiv 0$, which has zero energy \mathcal{E}_{fluid} . Perhaps, though, we're pulling on the density at the two ends (figure 6). If the liquid is in a trough of length L , we'll insist that $\rho(0) = \rho_i$ and $\rho(L) = \rho_f$. What configuration $\rho(x)$ minimizes the energy then? Clearly, it should sag towards ρ_0 inside, but how?



FIG. 6: **Massive Fields Decay Exponentially.** Minimizing the energy \mathcal{E}_{fluid} in equation 3, with boundary conditions $\rho(0) = \rho_i$ and $\rho(L) = \rho_f$. It is easy to understand physically what is happening. The system wants to achieve $\rho = 0$, and it sags to that value as quickly as it can, balancing the costs of $(d\rho/dx)^2$ energy against the gain. The solution decays exponentially to zero with a decay constant \sqrt{m} .

Here I'll show you a simple case of what's called the calculus of variations. I apologize for the math, but it is really a useful method. The trick is to realize that if $\rho(x)$ is the minimum energy configuration, then $\rho(x) + \delta(x)$ must have a higher energy, whatever $\delta(x)$ we might choose.

$$\begin{aligned} \mathcal{E}(\rho + \delta) - \mathcal{E}(\rho) &= \int (d\rho/dx \delta/dx + m\rho(x)\delta(x) \\ &+ (1/2)(d\delta/dx)^2 + (1/2)m\delta^2) dx \\ &\geq 0. \end{aligned} \quad (4)$$

Now, if we confine our attention to small $\delta(x)$, we can ignore the last two terms (because they are quadratic, rather than linear, in δ). The first term we integrate by parts, so

$$\int_0^L dx d\delta/dx d\rho/dx = (\delta d\rho/dx)|_0^L - \int_0^L dx \delta d^2\rho/dx^2. \quad (5)$$

Now, δ mustn't change the values at the endpoints, so $\delta(0) = \delta(L) = 0$ and the boundary terms in 5 drop out. We're left, then, with the equation

$$\mathcal{E}(\rho + \delta) - \mathcal{E}(\rho) \approx \int dx (-d^2\rho/dx^2 + m\rho(x))\delta(x) \geq 0. \quad (6)$$

Now, this must be true for any $\delta(x)$ we choose. This can only happen if $-d^2\rho/dx^2 + m\rho(x) = 0$, so $\rho'' = m\rho$.

The solutions to this equation are, of course, $\rho = Ae^{-\sqrt{m}x} + Be^{\sqrt{m}x}$. We can vary the arbitrary constants A and B to match the boundary conditions $\rho(0) = \rho_i$ and $\rho(L) = \rho_f$, and we see (figure 6) that ρ is *expelled*

from the interior: pulling it on the boundary only affects a region of length \sqrt{m} , and the order parameter exponentially decays into the bulk. ρ is constrained to zero in the inside of the sample!

Why do we call this a mass? The name comes from particle physics. The photon is massless. Two charges e_1 and e_2 separated by a distance r interact by a force whose magnitude goes as e_1e_2/r^2 : this is Coulomb's law. The particle physicists interpret this force in terms of the two particles exchanging "virtual" photons. (I think of the $1/r^2$ decay as the virtual photons being diluted over a sphere of radius r .) Now, the strong interaction between protons and neutrons has a different form: the force between them is always attractive, and goes as $e^{-\lambda r}/r^2$. The exponential decay is extremely important, since it keeps the nuclei of different atoms from attracting one another. (We'd all have collapsed into neutron stars or worse were it not there!) At long distances, the particle physicists interpret this force as the proton and neutron exchanging virtual pions.[11] Since the pion isn't massless, the virtual pion field decays exponentially for exactly the same reason that $\rho(x)$ decayed in our example above.

So, to enforce a constraint, we need to give the corresponding field a mass. Let's see how that is done.

III. THE MEISSNER-HIGGS EFFECT

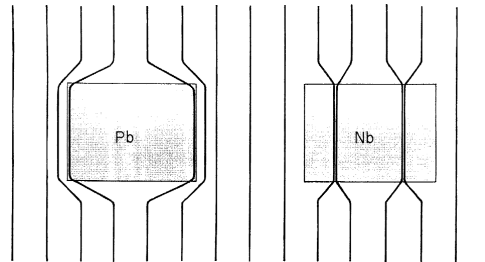


FIG. 7: **Superconductors Expel Magnetic Fields.** A magnetic field passing through a metal will be pushed out when the metal is cooled through its superconducting transitions temperature. This can happen in two different ways. In type I superconductors like lead (chemical symbol Pb), the superconductivity is pushed entirely outside the sample. In type II superconductors like niobium (Nb), the magnetic field is broken up and confined to defect lines called vortices. In both cases, the magnetic field is swept out of the remainder of the sample. The magnetic field penetrates a distance $\Lambda \sim 100\text{\AA}$ into the sample from the boundaries or from the vortex lines.

In this section, I want to explain how superconductors expel magnetic field. This is a really beautiful argument, which I've basically taken from Coleman's presentation.[4] I'm afraid that there is some math and a lot of physics that I need to introduce. Most of you will get lost, but the pictures will be nice anyhow.

A. Introduction to the Meissner Effect.

Superconductors are named for their ability to carry currents of electricity with absolutely no losses. They have another, closely related property which is no less amazing: they are a perfect shield for magnetic fields. Remember the old science fiction stories about the scientist who finds a material which is impervious to the gravitational field, paints the bottom of his spacecraft with it, and falls to the moon? Superconductors work that way for magnetic fields.

Ashcroft and Mermin have a nice, not too technical discussion of superconductors in one of the last chapters in their textbook.[2] Figure 7 shows the two types of superconductors, represented by lead and niobium. At high temperatures, when the materials aren't superconducting, the magnetic field penetrates the materials almost as if they weren't there. (Iron would pull the magnetic field lines inward.) Lead, when superconducting, pushes the magnetic field out: just as for the example in section II, the field a distance r inward from the boundary decays like $B = B_0 e^{-r/\Lambda}$. If you put too high a field, the lead will give up and let the field in: but it will stop superconducting.

On the right, we see that niobium behaves a bit differently. It expels small magnetic fields like lead does, but larger fields are pushed into thin threads, called vortex lines. These two general categories are (rather unimaginatively) called type I and type II superconductors. The vortex lines are the topological defects for the superconductor (lecture 1). Superconductors are described by a complex number $\psi = \rho e^{i\theta}$, whose magnitude $|\psi| = \rho$ is roughly constant. The order parameter at low temperatures is the phase θ , and thus the order parameter space is a circle \mathcal{S}^1 . A vortex line must pass through any loop around which the phase of the order parameter changes by 2π . The magnetic field in type II superconductors decays like $B = B_0 e^{-r/\Lambda}$ where here r is the distance to the vortex line. Magnetic field is squeezed out of the bulk of the material into these defects.

So, the magnetic field isn't actually stopped, it just peters out. What kind of a leaky shield is that? Actually, it's about as good as one can hope: after all, the magnetic field won't be able to tell it's in a superconductor until it gets inside a bit! (Atoms don't go superconducting, only huge heaps of atoms together, so the field has to pass through a heap or two to realize that it isn't wanted.) Anyhow, Λ is usually pretty small, a few hundred Ångströms or so. An 0.1mm thin layer of superconducting paint naively would let through a field one part in $e^{-10000} \sim 10^{-4000}$ of the original. Unfortunately, it usually doesn't work so well: a few vortex lines get stuck on junk in the paint, and let in comparatively large fields.

Before we can explain the repulsion of magnetic fields, we should explore the broken symmetry. Let's start with superfluids, which are simpler.

B. Superfluid Free Energy and Spontaneous Symmetry Breaking.

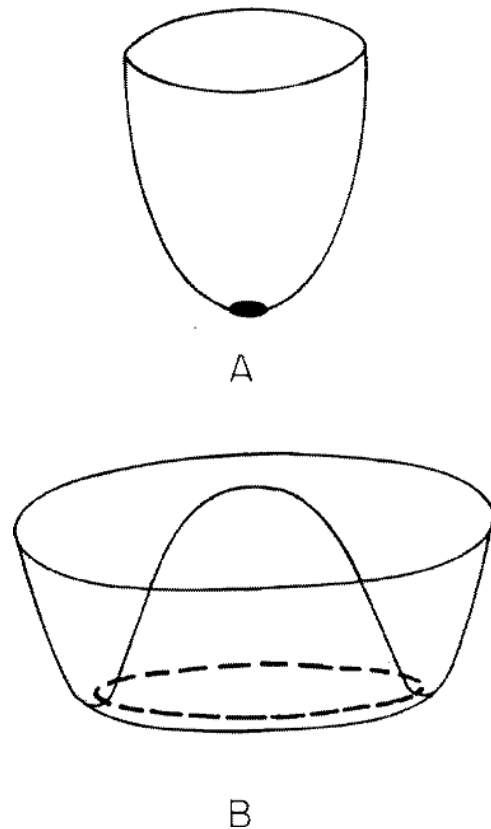


FIG. 8: **Superfluid Free Energy.** (a) $T > T_c$: *Unbroken Symmetry.* The free energy for a normal metal or fluid, above the superconducting or superfluid transition temperature, for a uniform order parameter field ψ . The vertical axis represents the energy $\alpha|\psi|^2 + \beta|\psi|^4$, and the horizontal axes represent the real and imaginary parts of ψ . The coefficient $\alpha > 0$, so the minimum of the energy is at $\psi = 0$. Notice that the energy is invariant under the symmetry $\psi \rightarrow e^{i\theta}\psi$ (corresponding to rotating the figure about the vertical). This is a symmetry of the free energy. Notice also that the lowest energy state $\psi = 0$ is also unchanged by this rotation: the symmetry is unbroken above T_c .

(b) $T < T_c$: *Broken Symmetry.* The free energy $\mathcal{E}_{\text{superfluid}}$ for helium below the superfluid transition temperature. The energy now looks like a Mexican hat: it is still invariant under rotations about the vertical axis. Since now $\alpha < 0$, the energy is at a minimum along a circle, of radius $|\psi| = \sqrt{\alpha/2\beta}$ and arbitrary phase θ . The superfluid must choose between these various possible phases, and that choice breaks the symmetry. This is a good example of spontaneous symmetry breaking: just as the magnetization of a magnet selects a direction in space and breaks rotational invariance, the superconductor picks out a value of θ .

The order parameter for a superfluid, just as for a superconductor, is a complex number ψ . The free energy for the superfluid is usually written as[12]

$$\mathcal{E}_{\text{superfluid}} = \int dV |\nabla\psi|^2 + \alpha|\psi|^2 + \beta|\psi|^4. \quad (7)$$

Above the superconducting transition temperature T_c , the coefficient $\alpha > 0$. If we imagine a constant order parameter field, the free energy forms a bowl (figure 8a) with a minimum at zero, as a function of the real and imaginary part of ψ . Zero order parameter corresponds to a normal metal (for a superconductor), or a normal liquid (for a superfluid).

Below T_c , $\alpha < 0$, and the potential is at a minimum for $\rho_0 = |\psi| = \sqrt{\alpha/2\beta}$: the potential in the complex plane looks like a Mexican hat (figure 8b). Now there are many possible ground states: for any θ , a constant order parameter field $\psi = \rho_0 e^{i\theta}$ is a ground state. Because the free energy depends only on $|\psi|$ and $|\nabla\psi|$, it is symmetric to changing the phase θ : the superconducting state chooses a specific value for θ , and thus *spontaneously breaks the symmetry*. The circle of ground states in the brim of the Mexican hat is the order parameter space for the superconductor.

We can write the free energy in terms of θ :

$$\mathcal{E}_{superfluid} = \int dV |\nabla\rho|^2 + \rho^2 |\nabla\theta|^2 + \alpha\rho^2 + \beta\rho^4. \quad (8)$$

As we discussed in the previous section, ρ is “massive”. In figure 8b, if we vary ρ slightly away from ρ_0 , the energy increases quadratically: $\alpha\rho^2 + \beta\rho^4 - (\alpha\rho_0^2 + \beta\rho_0^4) \approx (\alpha + 6\beta\rho_0^2)(\rho - \rho_0)^2$. The effective free energy for ρ near ρ_0 is precisely of the form 3 (except for unimportant constant shifts), with $m = \alpha + 6\beta\rho_0^2$. Thus just as before, ρ will rapidly be drawn to its minimum energy state ρ_0 . Because ρ is massive, it is basically constrained to stay at its minimum value. This is why it is ignored at low temperatures in writing the order parameter field. Here, the constraint doesn’t do anything interesting: our next constraint will be more interesting.

The θ field keeps the symmetry of the original model: rotating it to $\theta + \theta_0$ doesn’t change the energy a bit. It is a Goldstone mode for our problem, and long-wavelength plane waves produce what is known as “second sound” in superfluids. Second sound turns out to be heat waves: pulses of temperature which propagate like waves through the superfluid.

C. Superconducting Free Energy and the Higgs Mechanism

To describe the expulsion of magnetic field from superconductors, I have to tell you how magnetic fields interact with the superconducting order. I’m afraid this will be rather sketchy, and I apologize for trying.

First of all, the particles which superconduct are pairs of electrons. Electrons are charged, and repel one another with electric fields. Thus the electrons interact with electric fields. We learn in the second semester of physics (if we’re lucky) that electric and magnetic fields are closely related to one another. (This was discovered by Einstein: a moving electric E field develops a magnetic B component.)

Now, the E and B fields can be written at the same time in terms of another field A . It is this new field which is easiest to work with. In particular,

$$\begin{aligned} B &= \text{curl } A \\ &= \left(\frac{\partial A_z}{\partial y} - \frac{\partial A_y}{\partial z}, \frac{\partial A_x}{\partial z} - \frac{\partial A_z}{\partial x}, \frac{\partial A_y}{\partial x} - \frac{\partial A_x}{\partial y} \right). \end{aligned} \quad (9)$$

The magnetic energy is $\mathcal{E}_{magnetic} = \int dV B^2$.

Now, you remember that I mentioned earlier that light (photons) is massless? You may know that light is sometimes called “electromagnetic radiation”. The “order parameter field” for light is precisely the A field. We can see by expanding B^2 in terms of A that the energy for the A field

$$\mathcal{E}_{magnetic} = \int dV (\partial A_z / \partial y - \partial A_y / \partial z)^2 + \dots \quad (10)$$

doesn’t have any terms like A^2 . When we add the energy from the electric fields, this is still true: light is massless because the electromagnetic energy involves only derivatives of A .

Now, I need to know how the electromagnetic order parameter A interacts with the superconducting order parameter ψ . I’ll just tell you. The free energy for a superconductor looks like

$$\mathcal{E}_{superconductor} = \int dV |\nabla\psi - iA\psi|^2 + \alpha|\psi|^2 + \beta|\psi|^4 + B^2 \quad (11)$$

If we set $\psi = 0$, we get the magnetic energy B^2 for the A -field. If we set $A = 0$, we get the superfluid energy 7. I don’t know of a way to motivate the way in which we couple the A field to the gradient $\nabla\psi$. I don’t think anyone has a simple derivation. This way of connecting the two is called “minimal coupling”, which just gives a name to the unexplained fact that the simplest way of coupling the two gives the right answer.

Now, if we assume $T < T_c$, so $\alpha < 0$ and $\rho \sim \rho_0 e^{i\theta}$, we find

$$\mathcal{E} \approx \int dV \rho_0^2 |\nabla\theta - A|^2 + (\partial A_z / \partial y - \partial A_y / \partial z)^2 + \dots \quad (12)$$

We want to know if A or θ is going to develop a mass. The problem is, $\mathcal{E}_{superconductor}$ doesn’t look quite like the form 3 for either one. If we combine the two into a new order parameter field $C = \nabla\theta - A$, and use the fact that the second partial derivative $\partial^2\theta / \partial z \partial y = \partial^2\theta / \partial y \partial z$, we see that

$$\begin{aligned} \text{curl } C &= (\partial C_z / \partial y - \partial C_y / \partial z, \dots) \\ &= (\partial A_z / \partial y - \partial A_y / \partial z, \dots) \\ &= B \end{aligned} \quad (13)$$

so

$$\mathcal{E} \approx \int dV \rho_0^2 C^2 + (\partial C_z / \partial y - \partial C_y / \partial z)^2 + \dots \quad (14)$$

Thus the new, combined field C is massive. C will be constrained to zero in the bulk, exponentially decaying like $C_0 e^{-\rho_0 r}$. The magnetic field $B = \text{curl} C$ thus also decays, and the penetration depth $\Lambda = 1/\rho_0$.

We started with a massless photon field A and a massless Goldstone mode θ . We ended up with only one field C , with a mass. Did we lose something? No, actually C has three components: two components corresponding to the original two polarizations of light, and one component corresponding to the Goldstone mode. Coleman[4] says “the Goldstone boson eats the photon, and gains a mass”!

The Weinberg–Salaam theory of the weak interaction is exactly analogous to the theory of superconductivity. The role of lead or niobium is played by the vacuum. The free energy of the universe has an $SU(3)$ symmetry, which is spontaneously broken to a smaller symmetry $SU(2) \times U(1)$. The W^\pm and Z bosons which now mediate the weak interaction used to be massless: they and the photon were all part of one big A -field. If current theories of cosmology are true, this “superconducting” transition occurred in the first instants after the Big Bang.

Now, after explaining superconductors, the weak interaction, and the phase transition in the early universe, let’s return to why we don’t understand crystals.

IV. THE MYSTERY OF THE CRYSTALS

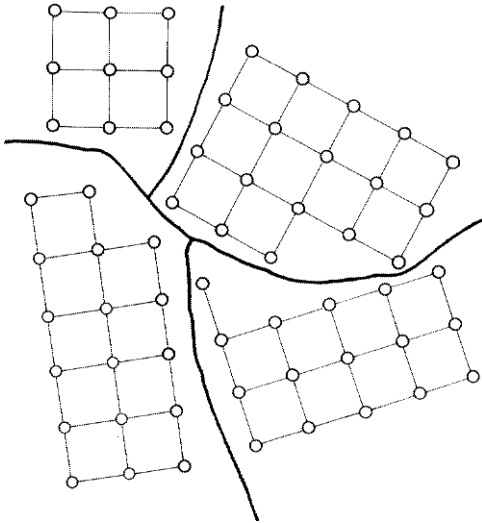


FIG. 9: **Polycrystal.** Many crystalline materials, such as metals, normally aren’t made of a single crystal. They are formed from many crystalline domains: a polycrystalline configuration. I show a schematic of a polycrystal here. The important thing to notice is that the atoms within a domain are almost undeformed except right next to the domain wall. All the rotational deformation is expelled into sharp domain boundaries.

Normally, when you think of crystals, you think of dia-

monds, snowflakes, or maybe salt crystals.[13] These are single crystals: the sodium and chlorine atoms in a grain of salt sit in registry all the way across the grain, giving it its cubical shape. Did you know that metals form crystals? In the last lecture, I mentioned dislocation lines in a copper crystal. Metals don’t have big facets and corners because they are polycrystalline. The atoms in a metal also sit on a regular lattice, but the metal breaks up into domains in which the lattices sit at various angles (figure 9). Because there are lots of small domains, copper doesn’t form facets like salt grains and snowflakes do.[14]

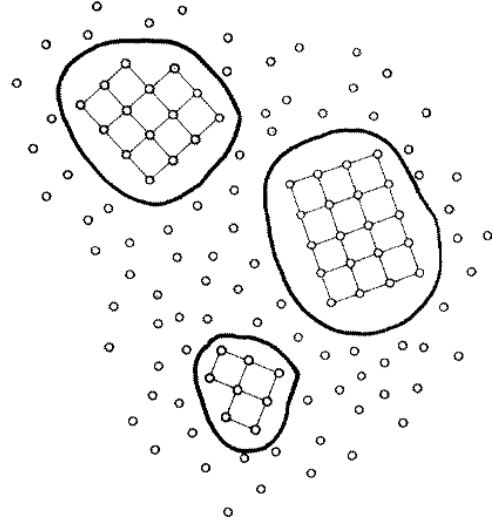


FIG. 10: **Growing a crystal from a liquid: forming a polycrystal.** Polycrystals can form for lots of reasons. If one cools a liquid quickly, one can find that crystalline regions can form in many different places almost simultaneously. Since they will have random orientations, they won’t match up when they meet. When they do meet, rearrangements of atoms will occur to try to realign and merge the domains (coarsening). As we continue to cool and wait, this process will eventually stop, leaving us with different domains.

What Ming Huang (one of my students[7]) and I have been trying to explain for years is why those little domains form. It’s easy to see that different regions might grow with different orientations (figure 10). When they touch, the different domains will start pushing and twisting one another, trying to make one big domain. It isn’t hard to believe that they will stop growing after a while, fighting one another to a standstill. What we’ve been trying to understand, though, is why the final state is made of perfect little crystals separated by sharp domain walls.

Now, I don’t want to exaggerate. There are perfectly good explanations for why crystals form domain walls. They just aren’t as beautiful and general as they might be. They don’t fit in with the general ideas of broken symmetries and order parameters: they apply only to crystals. Our explanation for why superconductors don’t

have a Goldstone mode was perfectly OK before Higgs came too. He made it beautiful and generalized it to explain something completely different. Ming and I want to understand grain boundaries in a way which will make simple and clear where else similar phenomena might occur. At least, we'd like to understand why focal conics occur at the same time. Domains formed by breaking translational symmetry in one direction and in three directions should have the same kind of explanation!

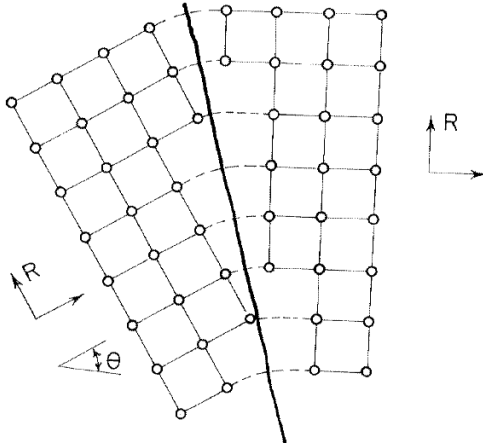


FIG. 11: **Domain Wall.** Here we see a single domain wall. Notice that the domain wall can be also thought of as a series of dislocations. The strain field inside the crystal due to a line of dislocations can be shown to decay exponentially, just as the magnetic field dies away around a vortex line.

Figure 11 shows a domain wall in a crystal. The crystalline ground state rotates as one crosses the domain wall. The atoms at the wall are quite unhappy. You'd think that they would push and pull on their neighbors, and that there would be strains leaking far into the crystal. This isn't true. In fact, there is a well-known rule in the materials science literature, that the strain field from a domain wall dies away exponentially as one enters the grain.

Doesn't that sound like a Meissner effect?

There are more analogies. Crystals break both the translational and the rotational symmetry of liquids. Many liquid crystals only break the rotational symmetry. They have Goldstone rotational waves: if you rotate a large region inside a liquid crystal, it will cost little energy, and will slowly rotate back. When the translational symmetry is also broken, the rotational Goldstone mode disappears! If I rotate one piece of a crystal with respect to another, it costs an enormous energy (figure 12a). If I let the distorted crystal rearrange locally to reach equilibrium, the rotational deformation is expelled into grain boundaries (figure 12b), a process known in the field as polygonalization. Just like the massless photon developed a mass when the superconducting transition broke the gauge symmetry, the massless rotational mode develops a mass when the translational symmetry is broken.

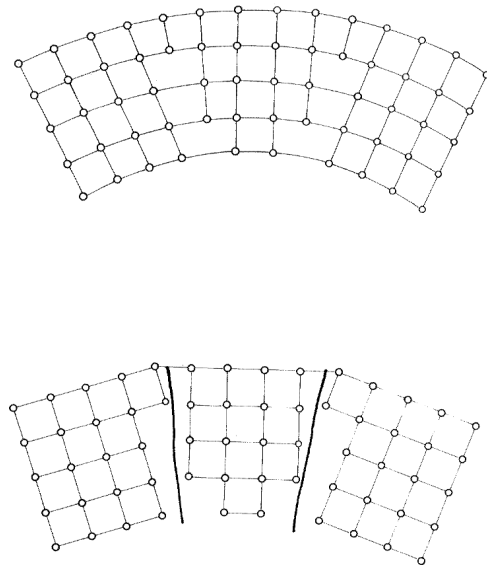


FIG. 12: **(a) Rotational distortion of a crystal.** If we take a thick piece of metal and rotate one end with respect to another, it will start by bending uniformly. As it continues to bend, dislocations will form to ease the bending strain. These line dislocations will start off distributed irregularly through the sample. **(b) Domain walls form to expel rotations.** If we hold the rotation for a long time, and let the dislocations move around, they will lower their energy by arranging themselves into domain walls. Between the domain walls we find undistorted crystal. This process is called polygonalization.

This is surely also related to some of the old problems in the topological theory of defects. In describing a crystal, everybody uses the displacement field $u(x)$ and its derivatives. Now, as we saw in lecture 1, $u(x)$ describes the broken translational order, but not the broken orientational order. Why don't we also have a rotation matrix $R(x)$? For example, in figure 11, $R(x)$ shifts abruptly from one side of the domain wall to the other. Mermin[1] discusses some of the weird behavior one gets following this path. The point is, $R(x)$ seems to be constrained: it doesn't change on its own, but follows the broken translational order. Keeping it as an order parameter seems no more necessary than keeping $\rho = |\psi|$ around in a superconductor: only θ is massless, and ρ just wiggles around ρ_0 in a boring way.

Now, Ming and I have spent a huge amount of time trying to make these words into a mathematical theory. (We started with smectics, then studied superconductors, then thought about some ideas of Toner and Nelson, ...) Ming has gone on to better things, and I'm still futzing with it. I can summarize where we are right now. Suppose we consider a rotationally distorted two-dimensional crystal (figure 12a). We can define a rotational order parameter by looking at the angle of the

nearest-neighbor bonds:

$$R(x) = \begin{pmatrix} \cos \theta & \sin \theta \\ -\sin \theta & \cos \theta \end{pmatrix}. \quad (15)$$

The translational order parameter \vec{u} is just as it always was: if \vec{x} is the original position and $\vec{p}(x)$ is the corresponding position in the ideal lattice,

$$\vec{u}(x) = \vec{p}(x) - \vec{x}. \quad (16)$$

Now, the free energy can only depend on gradients of \vec{u} , since it is translationally invariant. It also cannot change if we perform a uniform rotation: $R \rightarrow R_0 R$, $p \rightarrow R_0 p$. From this, we can see that the free energy must be written in terms of gradients of $R(x)$ and the particular combination[15]

$$\epsilon_{ij} = \delta_{ij} - \sum_{k=1}^2 R_{ki} (\partial u_j / \partial x_k + \delta_{kj}). \quad (17)$$

A reasonable free energy for a crystal then becomes

$$\begin{aligned} \mathcal{E}_{crystal} = & (\nabla \theta)^2 + 2\mu \sum_{ij} \left(\frac{\epsilon_{ij} + \epsilon_{ji}}{2} \right)^2 \\ & + \lambda \sum_i \epsilon_{ii}^2 + \kappa \left(\frac{\epsilon_{12} - \epsilon_{21}}{2} \right)^2. \end{aligned} \quad (18)$$

This is just the normal elastic energy everybody uses, except for the third term multiplied by κ . Normally, the strain matrix ϵ is defined to be symmetric, so this term is then zero.

Our free energy doesn't keep ϵ automatically symmetric precisely because we have $R(x)$ as an independent degree of freedom. The antisymmetric part measures the amount that R disagrees with the local gradients of \vec{u} . It turns out that this antisymmetric part for the crystalline free energy is analogous to the current for the superconductor, which has a Meissner effect.[16]

There are several things I haven't been able to do, though. First, I don't think $\epsilon_{12} - \epsilon_{21}$ is expelled quite like its analogue in the superconductor. I think we can show, though, that it is a boring variable like ρ was. Second, I haven't a clue on how to show that grains exist. To show that grains exist I have to show a constraint like $\nabla \theta = 0$!

We started this lecture by admiring the focal conic defects in smectic liquid crystals: beautiful ellipses and hyperbolas which are due not to topology, but to geometrical consequences of a constraint. We saw how constraints can be enforced by the energy: "massive" modes decay exponentially. We saw explicitly how this occurs in superconductors — the magnetic field is constrained to zero because the photon and the Goldstone boson for the superconducting gauge symmetry combine into a massive particle. Finally, we discussed analogous effects in the everyday problem of grain boundaries in crystals, and realized that we don't really understand them in a deep sense.

V. APPENDIX: THE SMECTIC ORDER PARAMETER

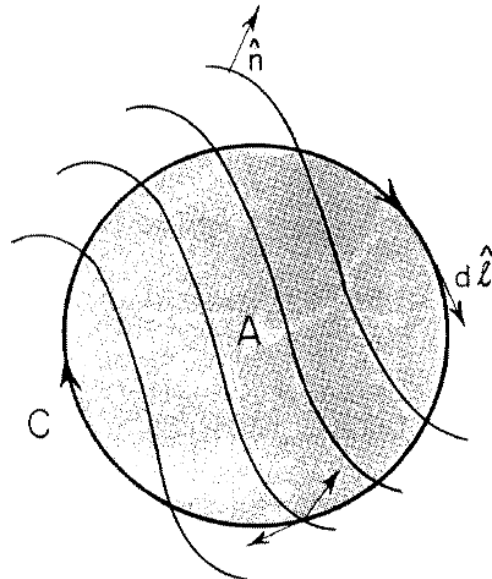


FIG. 13: **Equally Spaced Layers Imply** $\text{curl } n = 0$. Smectic layers, with a loop C enclosing an area A . The dot product $\hat{n} \cdot d\hat{\ell}$ gives the cosine of the angle of the curve C with respect to the layers, and $a / \cos \theta$ is the length of curve C between two layers, so $1/a \int_C \hat{n} \cdot d\hat{\ell}$ gives the net number of layers crossed by the curve C . (A layer crossed first forward and then backward cancels, of course). Since in a closed loop the net number of layers crossed must be zero (assuming no dislocations), this must be zero. By Stokes' theorem, $\int_C \hat{n} \cdot d\hat{\ell} = \int_A \text{curl } n \cdot dA$. This is true for any little area A , so $\text{curl } n \equiv 0$.

Here we derive the consequences for layered systems of the constraint that the layers be equally spaced. Suppose that there are a stack of (bent) sheets, equally spaced from one to the next, with separation a . Suppose that the unit normal to these sheets at a position \vec{x} is given by \hat{n} . Consider traveling around a loop C , crossing various layers as we go around (figure A1). The number of layers we cross is given by the line integral

$$(1/a) \int_C \hat{n} \cdot d\hat{\ell} = \text{net } \# \text{ crossed}. \quad (19)$$

If the layers exist throughout the region without any defects, then the net number crossed around any closed loop must be zero. Using Stokes' theorem, this integral over C is equal to an integral over the area A swept out by the curve:

$$\int_C \hat{n} \cdot d\hat{\ell} = \int_A \text{curl } \hat{n} \cdot dA. \quad (20)$$

But for this to be true for all areas A , $\text{curl } \hat{n}$ must be zero.

Now, we already know that $\hat{n}^2 = 1$. The derivative $\partial \hat{n}^2 / \partial x_\alpha$, of course, must be zero, so using the product

rule

$$\sum_{\beta} \hat{n}_{\beta} \partial \hat{n}_{\beta} / \partial x_{\alpha} = 0. \quad (21)$$

Now, since we know $\text{curl } \hat{n} = 0$, we know from 1 that

$$\partial \hat{n}_{\beta} / \partial x_{\alpha} = \partial \hat{n}_{\alpha} / \partial x_{\beta}. \quad (22)$$

Finally, combining these, we find

$$\sum_{\beta} \hat{n}_{\beta} \partial \hat{n}_{\alpha} / \partial x_{\beta} = (\hat{n} \cdot \nabla) \hat{n} = 0. \quad (23)$$

This implies that \hat{n} doesn't change when you move in the \hat{n} direction. This means that \hat{n} will be the perpendicular to the next layer as well: that is, a straight line perpendicular to one layer will be perpendicular to every layer it crosses.

These perpendicular lines are called generators. We qualitatively knew already that one layer determined its surroundings: now we have a simple geometrical rule describing this nonlocal constraint. For your information, the defects occur where the generators cross (as shown in figure 3): this surface is called the evolute, or surface of centers, for the layer.

Acknowledgments

I'd like to acknowledge NSF grant # DMR-9118065, and thank NORDITA and the Technical University of Denmark for their hospitality while these lectures were written up.

-
- [1] David Mermin, "The Topological Theory of Defects in Ordered Media", *Rev. Mod. Phys.* **51**, 591, 1979.
 - [2] N. Ashcroft and N. D. Mermin, *Solid State Physics*, chapter 34.
 - [3] P. G. de Gennes, *The Physics of Liquid Crystals*, especially figure 7.1 and 7.2.
 - [4] Sydney Coleman, "Secret Symmetry: an introduction to spontaneous symmetry breakdown and gauge fields",

in *Aspects of Symmetry, Selected Erice Lectures*, Cambridge University Press, Cambridge, 1985, p. 113, section 2.

- [5] James P. Sethna and M. Kléman, "Spheric Domains in Smectic Liquid Crystals", *Phys. Rev. A* **26**, 3037, 1982.
- [6] D. Hilbert and S. Cohn-Vossen, *Geometry and the Imagination* (Chelsea, New York, 1952), p.217ff.
- [7] "Meissner Effects, Vortex Core States, and the Vortex Glass Phase Transition", Ming Huang, Ph.D. Thesis, Cornell University (1991).
- [8] Everything I know about focal conics and smectic liquid crystals[5] was explained to me by Maurice Kléman, who also was one of the originators of the topological theory of defects. No disrespect is intended.
- [9] Bertrand Fourcade tells me that even the French stopped teaching them.
- [10] Actually, the canal surfaces also have singularities confined to one-dimensional regions[5, 6], but let's not get bogged down.
- [11] At shorter distances, the picture is quarks exchanging gluons. The gluons have color, though, so the proton and neutron can't exchange them at long distances. Since colorless glueballs, if they exist, are much more massive than pions, the dominant interaction for long distances is pion exchange.
- [12] There are two new symbols here: $\nabla = (\partial/\partial x, \partial/\partial y)$ and $|\chi|^2 = \chi^* \chi$, where χ^* is the complex conjugate of χ . Written out in components, $\mathcal{E}_{superfluid} = \int dV (\partial\psi/\partial x)^* (\partial\psi/\partial x) + (\partial\psi/\partial y)^* (\partial\psi/\partial y) + \alpha\psi^* \psi + \beta(\psi^* \psi)^2$ You can think of this as a mathematical expression of the Mexican hat potential in figure 8b, together with a resistance to abrupt changes in the order parameter.
- [13] Some of you will think of wine glasses. They are made of glass and aren't crystals at all.
- [14] Metal crystals are sometimes found in nature. The growth takes place so slowly that a single crystal can form. The same idea happens with rock candy: you get a glass if you cool sugar syrup quickly, but if you evaporate a sugar solution slowly, you can get big crystals.
- [15] This is analogous to the minimal coupling term $\nabla\theta - A$ in the free energy for a superconductor.
- [16] It is the gradient of $\mathcal{E}_{crystal}$ with respect to θ , just as the current is the gradient of $\mathcal{E}_{superconductor}$ with respect to A . I thank Alan Luther for pointing this out.