

Transport properties of a 2DEG in the presence of a tilted magnetic field

A.C.A. Ramos,^{1,*} G.A. Farias,^{1,†} R.N. Costa Filho,^{1,2,‡} and N.S. Almeida^{1,§}

¹*Departamento de Física, Universidade Federal do Ceará,
Caixa Postal 6030, Campus do Pici, 60455-760 Fortaleza, Ceará, Brazil*

²*Consortium of the Americas for Interdisciplinary Science,
University of New Mexico, Albuquerque, New Mexico 87131, USA*

(Dated: March 20, 2017)

The effect of a tilted dc magnetic field on the transport properties of a two dimensional electron gas (2DEG) is studied. The influence of the component of magnetic field parallel to the surface is analyzed and the dependence of the Fermi energy on the intensity and direction of the external field is discussed. Numerical results are obtained for the Hall conductivity considering values of electronic densities and strength of the dc magnetic field that are currently obtained in many laboratories.

PACS numbers: 71.10.Ca, 71.70.-d, 71.70.Di, 72.80.-r

I. INTRODUCTION

The development of new growing techniques enables control of the potential responsible for confining the two-dimensional electron gas (2DEG) in a nanometer scale. This potential influences the electronic transport properties of the 2DEG and is a key feature that allows us to have systems with profiles appropriate for different purposes in the development of new electronic devices. In addition, when a dc magnetic field is applied to a 2DEG it modifies the effective potential felt by the electrons and can be responsible for externally controlled modifications of the electronic properties of the system. It is expected that the electronic spin affects the transport properties of the system and a tilted or oscillating magnetic field modifies the state of the spin as well as its dynamical characteristics. Although the large number of papers dealing with this subject^{1,2,3,4,5,6}, we are still far from achieving a complete understanding of the role of the intrinsic magnetic moment in the transport phenomena.

It is supposed that the control of the transport properties via the spin will allow the substitution of the actual generation of electronics equipments by the spin-based devices^{5,7} that can be used, for example, for future applications in quantum computation.

The two-dimensional systems studied here are constituted by free electrons confined in a plane with a very narrow thickness compared to its lateral dimensions. In the “real world” these systems might be formed by inversion layers of GaAs/AlGaAs structures where the electrons are affected by a periodic potential (that may be very weak) as well as spin-orbit interaction^{8,9}. These interactions are important in order to fully describe the system, but their main effect is to mix the free electron states (they couple the Landau-level subbands). In other words, these interactions will introduce corrections but they will not interfere with the main characteristics of the physical properties studied here.

In this paper we study the effect of a tilted magnetic field on the electrical transport properties of a free 2DEG. We name the two-dimensional region where the electrons

are confined the $x - y$ plane, and we set the magnetic field in the $x - z$ plane. In Section II we develop the formalism necessary to describe a two-dimensional electronic system in presence of a tilted magnetic field, taking into account the orbital and spin variables. Since the Fermi energy depends on the energy and degeneracy of the states and is one of the key quantities to understand the transport properties of any system, the unique behavior of the Landau-level subbands with the spin and field configuration suggests that this quantity should be carefully analyzed. This is done in Section III where we calculate and discuss the dependence of this quantity with the strength and direction of the dc magnetic field. In order to estimate the influence of the combined effect of the spin and field configuration on the transport properties of 2DEG, in Section IV we obtain numerical results for the Hall conductivity of low electronic density systems. The conclusions and general comments are presented in Section V.

II. FORMALISM: THE ONE PARTICLE EIGENSTATES

A noninteracting two-dimensional electronic system may describe a moderate or low electronic density system observed at the interfaces of semiconductors and materials with a wider bandgap such as InGaAs/InAlAs or AlGaAs/GaAs. In these structures the electrons are confined in a narrow quantum well that can be less than 100 Å wide. In these cases we may write the z dependence of the wave function as a Gaussian function of half-width δ equal to the thickness of the system. Roughly speaking δ is the width of the quantum well that confines electrons in the $x - y$ plane, and here we take $\delta = 50$ Å for all numerical purposes.

The procedure described above gives a result similar to those obtained many years ago by several authors¹² for spin independent solutions of this system. Here we go further and we analyze the contribution of the spin (via Zeeman interaction). As will be seen, in presence of tilted magnetic fields the spin not only split the levels, but also

produces a singular mixture of the Landau-levels subbands with significant consequences on the transport properties of the system.

The one electron Hamiltonian for this system is written as:

$$H = -\frac{e\hbar}{2\mu_e c} \vec{\sigma} \cdot \vec{B} + \frac{1}{2\mu_e} \left(\vec{p} - \frac{e}{c} \vec{A} \right)^2 \quad (1)$$

where the first term is the interaction between the particle's spin and the magnetic field, and $\vec{\sigma}$ denotes the Pauli matrices. The second term is the electron kinetic energy with effective mass μ_e and charge $-e$ in the presence of a dc magnetic field $\vec{B} = (B_x, 0, B_z)$. The magnetic field is just $\nabla \times \vec{A}$, where the vector potential is $\vec{A} = (-B_z y, -B_x z, 0)$.

We have assumed the z dependence of the wave functions as a Gaussian function and then the effective Hamiltonian (the total Hamiltonian averaged in the z direction) may be written as:

$$H_{eff} = \frac{1}{2\mu_e} (p_x^2 + p_y^2) - \frac{e\hbar}{2\mu_e c} (\sigma_x B_x + \sigma_z B_z) + \frac{1}{2} \mu_e \omega_z^2 (y - y')^2 + \frac{e^2 B_x^2 \delta^2}{2\mu_e c^2}, \quad (2)$$

where $\omega_z = eB_z/\mu_e c$. Since $p_x = \hbar k_x$ is a constant (it commutes with H) and $y' = l_c^2 k_x$ ($l_c^2 = \hbar c/eB_z$) is also a constant, a little algebra reduces the search for the one electron eigenstates $|n, k_x, \sigma\rangle = |n\rangle |k_x\rangle |\sigma\rangle$ to the search of $|n\rangle$ and $|\sigma\rangle$ that are solutions of

$$-\frac{e\hbar}{2\mu_e c} (\sigma_x B_x + \sigma_z B_z) |\sigma\rangle = E_\sigma |\sigma\rangle \quad (3)$$

and

$$\left(\frac{p_y^2}{2\mu_e} + \frac{1}{2} \mu_e \omega_z^2 y'^2 \right) |n\rangle = \left(E_n - \frac{e^2 B_x^2 \delta^2}{2\mu_e c^2} \right) |n\rangle. \quad (4)$$

From Eq. (3) we find the eigenstates and eigenenergies given by $|\sigma_\pm\rangle = \pm \sin(\theta/2) |\mp\rangle + \cos(\theta/2) |\pm\rangle$, $E_{\sigma_\pm} = \pm \hbar \omega_c / 2$ respectively. Here $|\pm\rangle$ are the eigenstates of σ_z ($\sigma_z |\pm\rangle = \pm |\pm\rangle$), $\omega_c = e\sqrt{B_x^2 + B_z^2}/\mu_e c$ and $\theta = \tan^{-1}(B_x/B_z)$. The solutions of Eq. (4) are Landau like states given by:

$$E_n = \left(n + \frac{1}{2} \right) \hbar \omega_c \cos(\theta) + \frac{1}{2} \mu_e \omega_c^2 \delta^2 \sin^2(\theta), \quad (5)$$

and then, the eigenstate $|k_x, n, \sigma\rangle$ might be represented by the eigenfunction:

$$\Psi_{k_x}^{\sigma_\pm}(\vec{r}) = \frac{e^{ik_x x}}{\sqrt{L_x}} \phi_n(y - y') \times \left[\pm \sin\left(\frac{\theta}{2}\right) |\mp\rangle + \cos\left(\frac{\theta}{2}\right) |\pm\rangle \right] \quad (6)$$

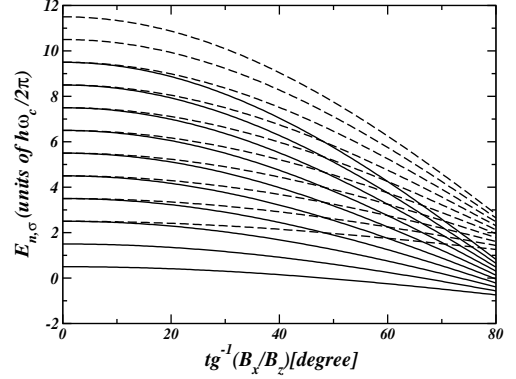


FIG. 1: The energy of one-electron states with $n \leq 10$ against the angle between the magnetic field and the z -direction. The straight (dashed) lines are for E_{n,σ_-} (E_{n,σ_+}), and $n=1$ is the line at the bottom.

where L_x is the length of the system along the x -direction, and

$$\phi_n(y - y') = \frac{e^{-\frac{1}{2}[(y-y')/l_c]^2}}{\sqrt{\pi^{1/2} 2^n n! l_c}} H_n[(y - y')/l_c] \quad (7)$$

is the one-particle harmonic oscillator function of frequency $\omega_c \cos(\theta)$ centered at $y' = k_x l_c^2$, and n is the Landau-index state.

In Figure 1 we display the behavior of the energy of the eigenstates $|n, \sigma\rangle$ for $1 \leq n \leq 10$. The graphic shows the modification introduced by the parallel component of the magnetic field. As usual, the Landau-index gives the information about the orbital behavior of the system, while the spin (which has its state controlled by the magnetic field) is responsible for the shift of each level. As can be seen in this figure, when the parallel component increases, at some point there is an inversion in the sequence of the energies of the states and higher Landau levels become lower energy states. This behavior will give a unique characteristic to these systems since it will be responsible for an externally controlled modification of the Fermi energy, as well as, the increasing of the degeneracy of the energy states with consequences on the transport properties of the system.

III. THE FERMİ ENERGY

As mentioned before, a moderate or low electronic density allows us to use the one particle approximation to obtain information about the system, and then, a standard calculation can be used to obtain the Fermi energy of the system. The density of state is given by $D(E) = \sum_{n, k_x, \sigma} \delta(E - E_n^\sigma)$ and we may assume a Gaussian broadening of width Γ to write $D(E)$ as

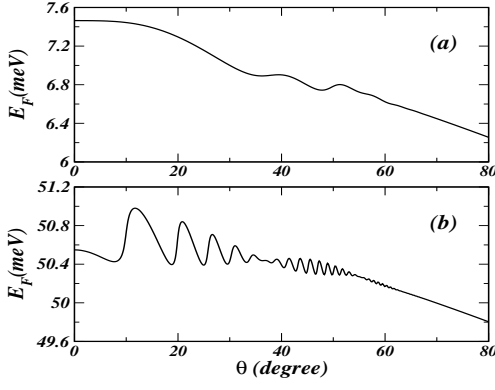


FIG. 2: Fermi Energy of a 2DEG as a function of the angle between the dc magnetic field of $10kG$ and the z -direction for two specific values of the electron density; (a) $n_s = 10^{11}cm^{-2}$, (b) $n_s = 10^{12}cm^{-2}$.

$$D(E) = \frac{S_0}{(2\pi)^{3/2}} \sum_{n\sigma} \frac{e^{-(E-E_n^\sigma)^2/2\Gamma^2}}{l_c^2 \Gamma}. \quad (8)$$

Here $S_0 = L_x L_y$ (L_i is the length of the system along the i -direction), and we assume that the Gaussian has the same width for all energy levels E_n^σ (we use $\mu_e = 0.05 m_e$ and $\Gamma = 0.5 meV$ in all numerical results presented here). Since the density n_s of particles (electrons) is given by

$$n_s = \lim_{T \rightarrow 0} \frac{1}{S_0} \int_{-\infty}^{\infty} f(E) D(E) dE \quad (9)$$

with $f(\varepsilon) = [e^{(\varepsilon - E_F)/k_B T} + 1]^{-1}$ the Fermi-Dirac function, a straight calculation gives

$$n_s - \frac{1}{4\pi l_c^2} \sum_{n\sigma} \left[\text{erf}\left(\frac{E_n^\sigma}{\sqrt{2}\Gamma}\right) + \text{erf}\left(\frac{E_F - E_n^\sigma}{\sqrt{2}\Gamma}\right) \right] = 0 \quad (10)$$

where $\text{erf}(\xi) = \frac{2}{\sqrt{\pi}} \int_0^\xi e^{-t^2} dt$ is the error function. For a given electronic density the Fermi energy is the value of E_F that satisfies the Eq.(10).

In Figures 2a and 2b we show the behavior of the Fermi energy against the angle between the dc magnetic field and the z -direction for $n_s = 10^{11}cm^{-2}$ and $10^{12}cm^{-2}$ respectively. The oscillations observed are a consequence of inversions in the sequence of the energy states, since all of them converge to $\pm \hbar\omega_c/2$ when B_z/B_x is very small. As the Fermi energy is intimately related to the transport properties of the system, this behavior has a strong influence on this property. In Figure 3, the direction of the magnetic field is fixed and we let its intensity to vary. The jumps (discontinuity) observed are the result of the increasing of the splitting of the states energy.

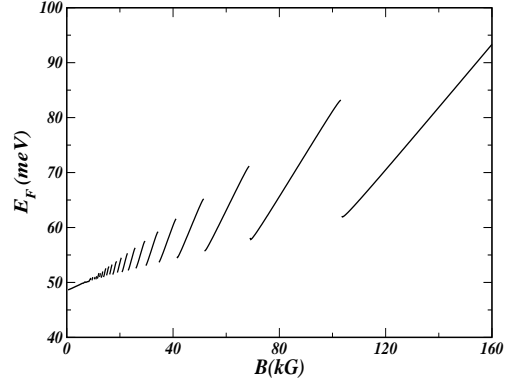


FIG. 3: Fermi Energy of a 2DEG of density $10^{12}cm^{-2}$ as a function of the intensity of a dc magnetic field applied parallel to the z -direction.

IV. THE HALL CONDUCTIVITY

When an electric field produces a carrier current in the presence of a non collinear magnetic field, there is always a transversal current as a result of the magnetic field. This is the Hall effect. Since the conductivity observed experimentally incorporates several properties of the sample, this effect is used as a tool to study several physical properties and to characterize several materials.

Here, the Hall conductivity is used to estimate the influence of a tilt dc magnetic field applied on the 2DEG. We use the results obtained in Sections II and III to calculate the Hall conductivity, which (within the one particle approximation) is given by (see for example Refs. 4):

$$\sigma_{xy} = \frac{2i\hbar e^2}{S_0} \sum_{\zeta, \zeta'} f(E_\zeta) [1 - f(E_{\zeta'})] \times \left[\frac{1 - e^{(E_\zeta - E_{\zeta'})/K_B T}}{(E_\zeta - E_{\zeta'})^2} \right] \langle \zeta | \hat{v}_x | \zeta' \rangle \langle \zeta' | \hat{v}_y | \zeta \rangle \quad (11)$$

with $|\zeta\rangle \neq |\zeta'\rangle$, where $|\zeta\rangle$ is the state $|n, k_x, \sigma\rangle$.

In the above equation, S_0 is the area of the system (we use an unitary area in our numerical calculation), $f(\varepsilon)$ is the Fermi-Dirac function and

$$\langle \zeta | \hat{v}_x | \zeta' \rangle = -\frac{1}{\sqrt{2}} \left[\sqrt{n'+1} \delta_{n, n'+1} + \sqrt{n'} \delta_{n, n'-1} \right] \times \omega_c l_c \cos \theta \delta_{k_x, k'_x} \delta_{\sigma, \sigma'} \quad (12)$$

and

$$\langle \zeta' | \hat{v}_y | \zeta \rangle = \frac{i}{\sqrt{2}} \left[\sqrt{n+1} \delta_{n, n'+1} - \sqrt{n} \delta_{n, n'-1} \right] \times \omega_c l_c \cos \theta \delta_{k_x, k'_x} \delta_{\sigma, \sigma'} \quad (13)$$

are the matrix element of the x and y components of the velocity operator .

Numerical results are depicted in Figures 4 and 5 for $T = 0.4K$.

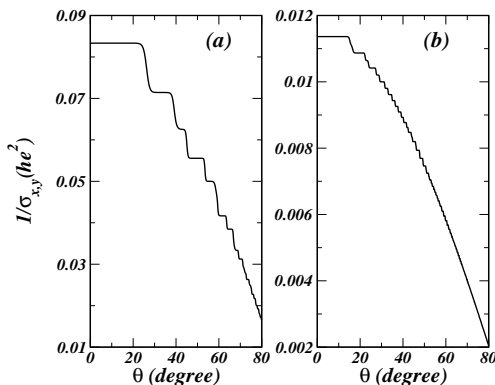


FIG. 4: Hall conductivity of a 2DEG as a function of the angle between a 10kG dc magnetic field and the z -direction; a) density $n_s = 10^{11} \text{ cm}^{-2}$; b) density $n_s = 10^{12} \text{ cm}^{-2}$.

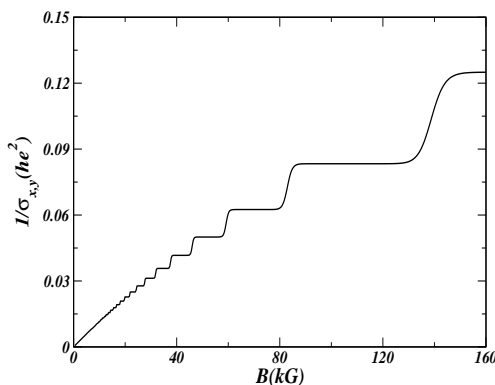


FIG. 5: Hall conductivity of a 2DEG of density 10^{12} cm^{-2} as a function of the intensity of a dc magnetic field applied parallel to the z -direction.

V. FINAL COMMENTS AND CONCLUSIONS

In Figure 2 we show the Fermi energy as a function of the angle between the magnetic field and the z -direction. The behavior of the Fermi energy is a direct consequence of the behavior of the energy of the eigenstates depicted in Figure 1. It is interesting to point out that when θ increases, the energies of all states go to $\pm \hbar \omega_c / 2$ and, as a consequence, there is an increasing of the number of states per unit of energy. The increasing of the electronic density enhances this behavior because the electrons are “accommodated” in a larger number of states and then there will be a bigger mix of populated states.

Also, for finite values of Γ , there will be a mix of the Gaussian associated with the neighbor energy levels. When the magnetic field increases the degeneracy of the states also increases, and there will be values of $B(\Gamma)$ where these states are “disconnected” resulting (at these points) in a singular behavior for the Fermi energy. It should be said that if Γ is changed, the shape of the curves are different but the general behavior is preserved.

For electronic density that has the Fermi energy located at the Landau energy larger than a given E_n but much smaller than E_{n+1} the increasing of its value with the external field has a smaller derivative than the case that the Fermi energy is bellow E_n , but much bigger than E_{n-1} . This is the main reason to the oscillatory behavior observed when the field is modified. The Hall conductivity also reproduce this result, and it has well defined “terraces” with length related to the “distance” of two consecutive minima (or discontinuity) of the Fermi energy.

This behavior is better noticed when the density of electrons increases and stronger oscillations are observed for the Fermi energy (see Figures 2 and 4). However, the length of the terrace decreases because the distance between the local minima is smaller.

Our results show that the conductivity decreases when the magnetic field increases (see Figure 5) while the parallel component of the field provides a way to increase it. In both cases we can see well defined plateaus with length related to the Fermi energy behavior.

In summary, our calculation shows that the Fermi energy is strongly dependent on the spin states, which is controlled by the external dc field. Moreover, any property that depends on the Fermi-Dirac distribution, (which is dependent on the Fermi energy) will have the influence of these spin states. We use the Hall conductivity to show this fact. We are now working on a more complex system to demonstrate that the spin states may be used to control the transport properties of selected materials. This might be the reason for the behavior of the resistivity recently observed by K. Vakili et al.^{11,13}.

Acknowledgments

ACAR and NSA thank the CNPq and the Fundação Cearense de Apoio a Pesquisa (FUNCAP) for the financial support. GAF and RNCF are partially supported by the Brazilian National Research Council (CNPq).

* Electronic address: acaramos@fisica.ufc.br

† Electronic address: gil@fisica.ufc.br

‡ Electronic address: rai@fisica.ufc.br

§ Electronic address: nalmeida@fisica.ufc.br

¹ F. F. Fang and P. J. Stiles, Phys. Review, 174, 823, (1968).

² F. M. Peeters and P. Vasilopoulos, Phys. Rev. B, 46, 4667,

(1992).

³ X. F. Wang and P. Vasilopoulos, Phys. Rev. B, 67, 085313, (2003).

⁴ X. F. Wang, P. Vasilopoulos and F. M. Peeters, Phys. Rev. B, 71, 125301, (2005).

⁵ S. Dattas and B. Das, Appl. Phys. Lett., 56, 665 (1990);

- X. F. Wang, P. Vasilopoulos and F. M. Peeters, Phys. Rev. B, 65, 165217 (2002).
- ⁶ B. Spivak and S.A. Kivelson, Annals of Physics 321, 2071 (2006) and references therein.
- ⁷ P. Vasilopoulos, Phys. Review B, 32, 771 (1985) and X. F. Wang, P. Vasilopoulos and F. M. Peeters, Phys. Rev. B, 65, 165217, (2002).
- ⁸ H. A. Engel, B. I. Halperin, and E. I. Rashba, Phys. Rev. Lett. 95, 166605 (2005); D. D. Awschalom and J. M. Kikkawa, Phys. Today, 52(6), 33 (1999).
- ⁹ E. Tutuc, E. P. De Poortere, S. J. Papadakis, and M. Shayegan, Phys. Rev. Lett., 86, 2858 (2001).
- ¹⁰ J. Sinova, D. Culcer, Q. Niu, N. A. Sinitsyn, T. Jungwirth and A. H. MacDonald, Phys. Rev. Lett, 92, 126603 (2004).
- ¹¹ K. Vakili, Y. P. Shkolnikov, E. Tutuc, N. C. Bishop, E. P. De Poortere, and M. Shayegan, Phys. Rev. Lett. ,94, 176402 (2005).
- ¹² S. K. Bhattacharrya, Phys. Rev. B, 25,3756, (1982); E. J. Pakulis, 31, 6807 (1985), and references therein.
- ¹³ K. Vakili, Y. P. Shkolnikov, E. Tutuc, E. P. De Poortere, M. Padmanabhan, and M. Shayegan, Appl. Phys. Lett. 89 (17), 172118 (2006).